



US00D603686S

(12) **United States Design Patent**  
**Sinisi et al.**

(10) **Patent No.:** **US D603,686 S**

(45) **Date of Patent:** **\*\* Nov. 10, 2009**

(54) **LOCK ESCUTCHEON**

(75) Inventors: **Erin R. Sinisi**, Spring, TX (US);  
**Rebecca C. Senn**, Tomball, TX (US);  
**Dean Schneider**, The Woodlands, TX  
(US)

(73) Assignee: **MiniMac LLC**, Spring, TX (US)

(\*\*) Term: **14 Years**

(21) Appl. No.: **29/338,264**

(22) Filed: **Jun. 8, 2009**

(51) **LOC (9) Cl.** ..... **11-05**

(52) **U.S. Cl.** ..... **D8/351**

(58) **Field of Classification Search** ..... D8/350-353,  
D8/330, 346; D6/550, 546, 524; D10/108,  
D10/123, 125, 126; D13/158, 162, 169,  
D13/171, 174, 177, 184; D99/3, 13, 8, 15,  
D99/99; 220/241; 174/66, 67; 200/304,  
200/330; 292/357, 359, DIG. 2

See application file for complete search history.

(56) **References Cited**

**U.S. PATENT DOCUMENTS**

D6,614 S *	4/1873	Bringman	.....	D8/307
D21,706 S *	7/1892	Christesen	.....	D8/353
D243,918 S *	4/1977	Creamer	.....	D8/351
D243,921 S *	4/1977	Creamer	.....	D8/351
D243,922 S *	4/1977	Grieb	.....	D8/351
D244,003 S *	4/1977	Grieb	.....	D8/350
D244,422 S *	5/1977	Clayton	.....	D8/350
D246,432 S *	11/1977	Tegner	.....	D8/350
D246,433 S *	11/1977	Tegner	.....	D8/350
D246,502 S *	11/1977	Clayton	.....	D8/352

D246,503 S *	11/1977	Clayton	.....	D8/352
D257,662 S *	12/1980	Brezney	.....	D8/350
D276,091 S *	10/1984	Christian	.....	D99/8
D326,996 S *	6/1992	Birch	.....	D8/350
D374,392 S *	10/1996	Malay	.....	D8/352
D387,266 S *	12/1997	Smith	.....	D8/351
D433,740 S *	11/2000	Milrud et al.	.....	D23/254
D472,794 S *	4/2003	LaPlume et al.	.....	D8/350
D502,346 S *	3/2005	Berberet	.....	D6/550
D502,384 S *	3/2005	Underhill et al.	.....	D8/350
D502,385 S *	3/2005	Underhill et al.	.....	D8/350
D503,329 S *	3/2005	Berberet	.....	D8/350

\* cited by examiner

*Primary Examiner*—Stella M Reid

*Assistant Examiner*—Mark A Goodwin

(74) *Attorney, Agent, or Firm*—Wong, Cabello, Lutsch,  
Rutherford & Bruculeri, LLP

(57) **CLAIM**

The ornamental design for a lock escutcheon, as shown and described.

**DESCRIPTION**

The claimed decorative lock escutcheon is intended to cover the keyhole of a lock on a casket or the like.

FIG. 1 is a front view of a lock escutcheon showing our new design.

FIG. 2 is a left side view thereof.

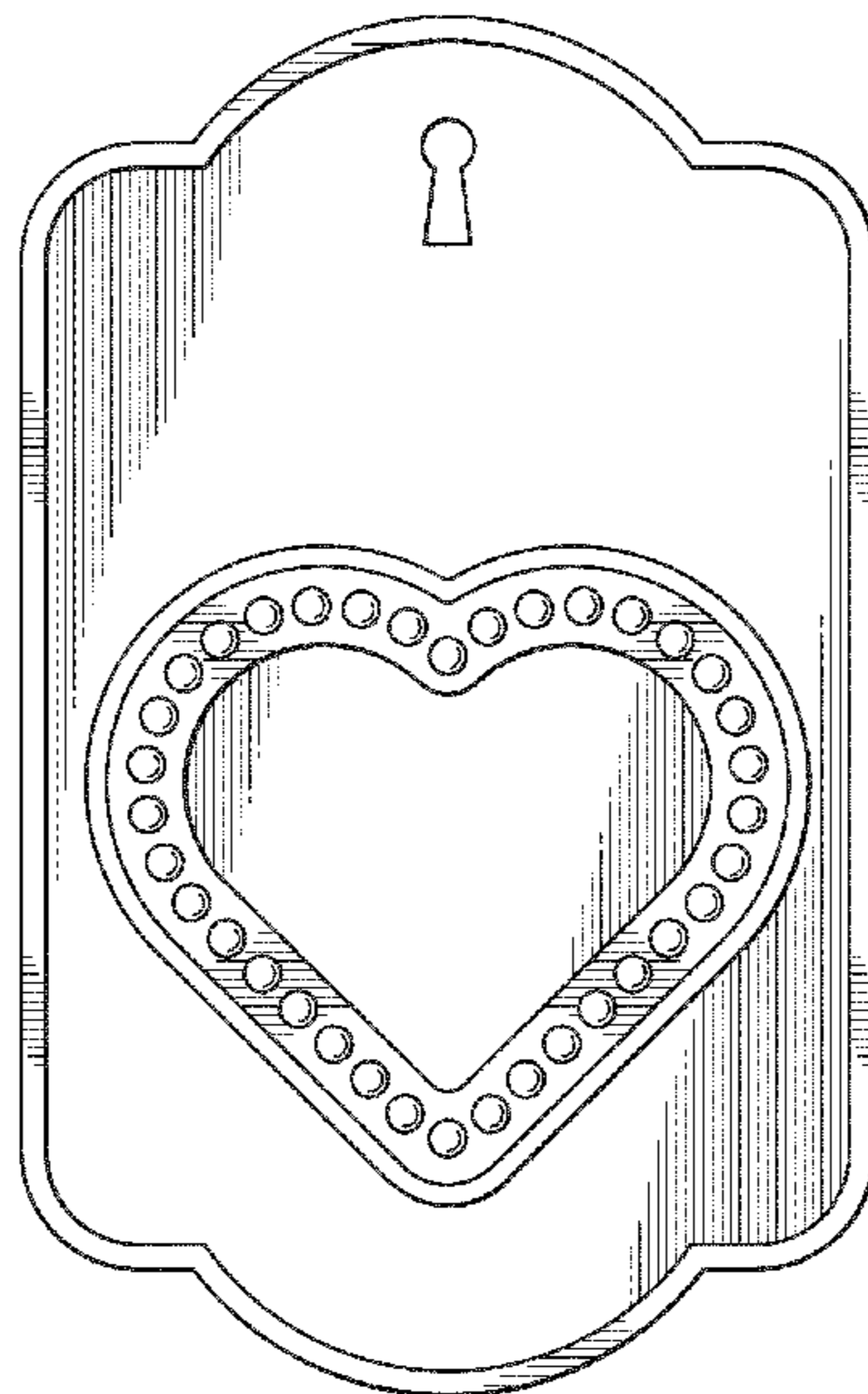
FIG. 3 is a right side view thereof.

FIG. 4 is a top plan view thereof.

FIG. 5 is a bottom plan view thereof; and,

FIG. 6 is a back view thereof.

**1 Claim, 1 Drawing Sheet**



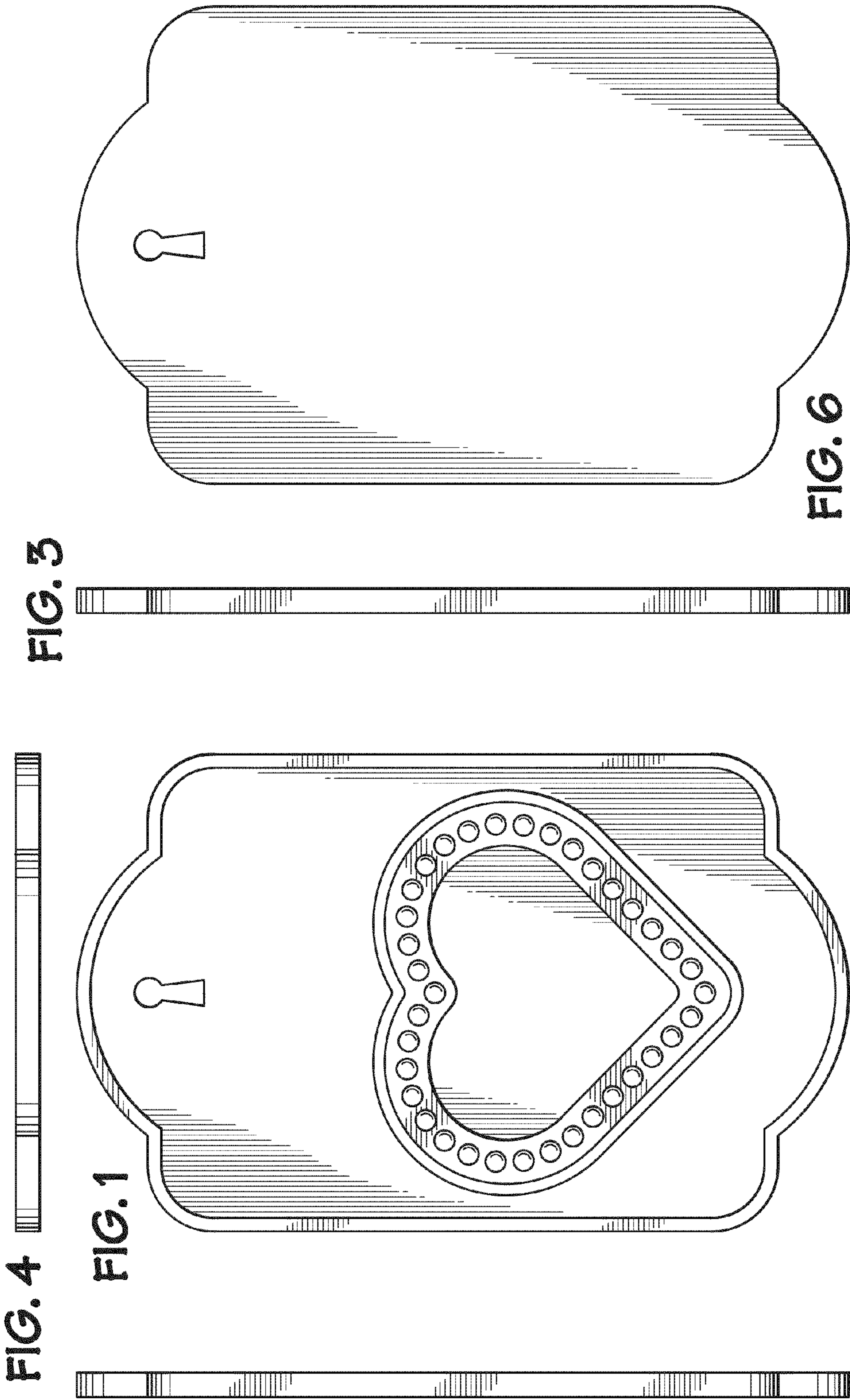


FIG. 4



FIG. 2

FIG. 3



FIG. 5




FIG. 6