



US00D603681S

(12) **United States Design Patent**  
**Brands**

(10) **Patent No.:** **US D603,681 S**

(45) **Date of Patent:** **\*\* Nov. 10, 2009**

(54) **FOLDABLE LIGHTED MULTI-PURPOSE TOOL**

(75) Inventor: **David C. Brands**, Portland, OR (US)

(73) Assignee: **Coast Cultery Co.**, Portland, OR (US)

(\*\*) Term: **14 Years**

(21) Appl. No.: **29/330,603**

(22) Filed: **Jan. 9, 2009**

(51) **LOC (9) Cl.** ..... **08-05**

(52) **U.S. Cl.** ..... **D8/105**

(58) **Field of Classification Search** ..... D8/99,  
D8/58, 55, 52, 356, 107, 105; D19/65; 81/440,  
81/427.5; 7/160, 138, 128, 118; 30/298.4,  
30/162, 161, 155

See application file for complete search history.

(56) **References Cited**

U.S. PATENT DOCUMENTS

D307,383	S *	4/1990	Huang	.....	D8/97
D396,618	S *	8/1998	Swinden et al.	.....	D8/52
D406,509	S *	3/1999	Rivera	.....	D8/55
6,038,735	A *	3/2000	Chang	.....	16/110.1
D440,855	S *	4/2001	Wang	.....	D8/97
D447,039	S *	8/2001	Rivera	.....	D8/105
D467,783	S *	12/2002	Onion	.....	D8/107
D470,031	S *	2/2003	Rivera	.....	D8/107
D474,670	S *	5/2003	Rivera	.....	D8/107
D497,532	S *	10/2004	Rivera et al.	.....	D8/107
D497,790	S *	11/2004	Rivera et al.	.....	D8/107
D501,127	S *	1/2005	Rivera et al.	.....	D8/107
D546,650	S *	7/2007	Liu	.....	D8/26
D557,100	S *	12/2007	Stokes et al.	.....	D8/105
D573,437	S *	7/2008	Nenadic	.....	D8/105
7,406,896	B2 *	8/2008	Rivera	.....	81/177.4

\* cited by examiner

*Primary Examiner*—Cathron C Brooks

*Assistant Examiner*—Austin Murphy

(74) *Attorney, Agent, or Firm*—Kolisich Hartwell, P.C.

(57) **CLAIM**

I claim the ornamental design for a foldable lighted multi-purpose tool, as shown and described.

**DESCRIPTION**

FIG. 1 is a perspective view of a foldable lighted multi-purpose tool, with the multi-purpose tool in a folded configuration.

FIG. 2 is a front elevation view of the multi-purpose tool of FIG. 1.

FIG. 3 is a rear elevation view of the multi-purpose tool of FIG. 1.

FIG. 4 is another front elevation view of the multi-purpose tool of FIG. 1, with the multi-purpose tool in an unfolded configuration.

FIG. 5 is a right elevation view of the multi-purpose tool of FIG. 1.

FIG. 6 is a left elevation view of the multi-purpose tool of FIG. 1.

FIG. 7 is a top plan view of the multi-purpose tool of FIG. 1; and,

FIG. 8 is a bottom plan view of the multi-purpose tool of FIG. 1.

The broken lines shown in the drawings represent unclaimed portions of the foldable lighted multi-purpose tool and form no part of the claimed design.

The shading lines shown on the claimed surfaces of the design represent surface shading and contour lines and are not surface decoration.

**1 Claim, 3 Drawing Sheets**

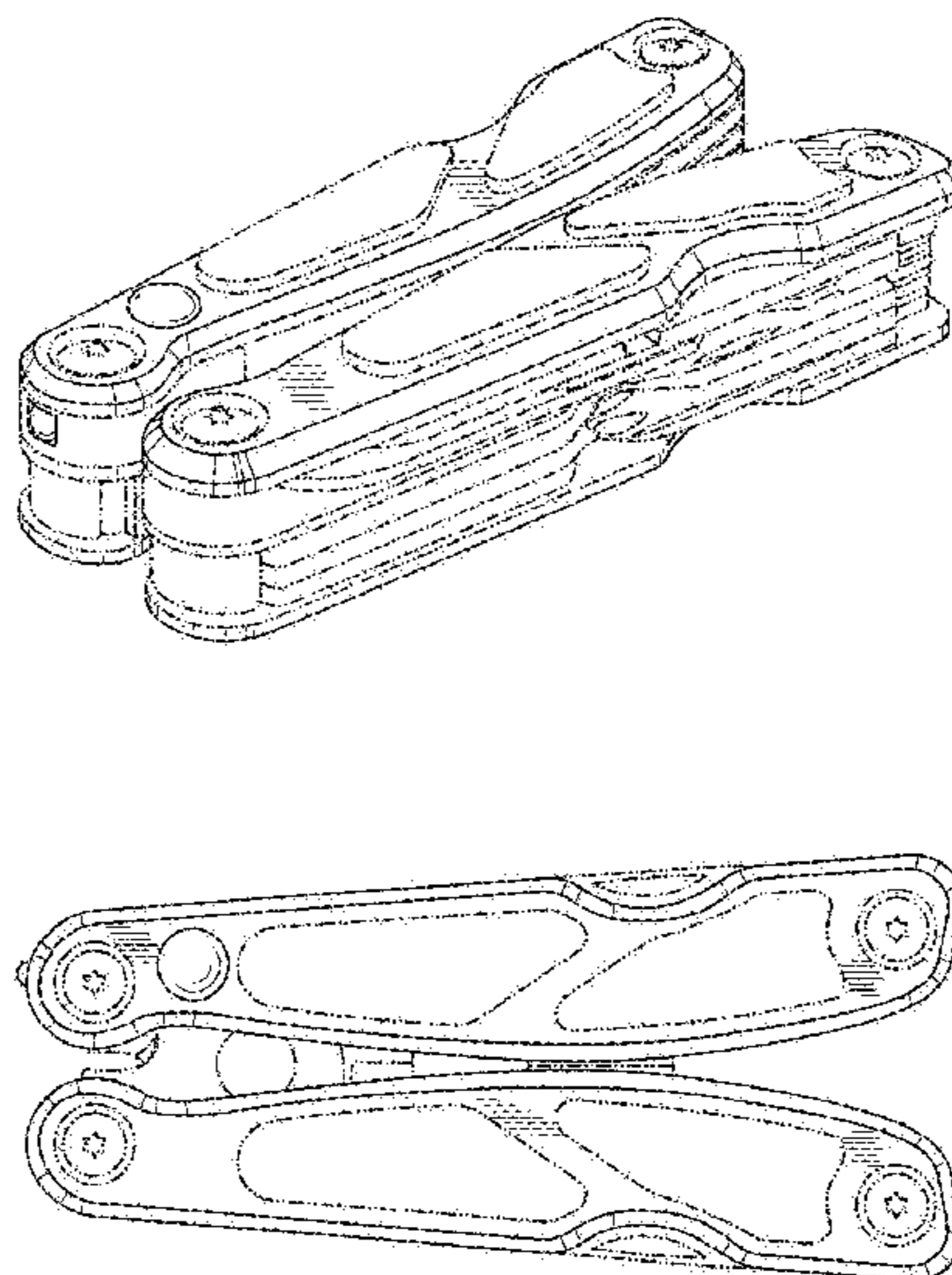


Fig. 1

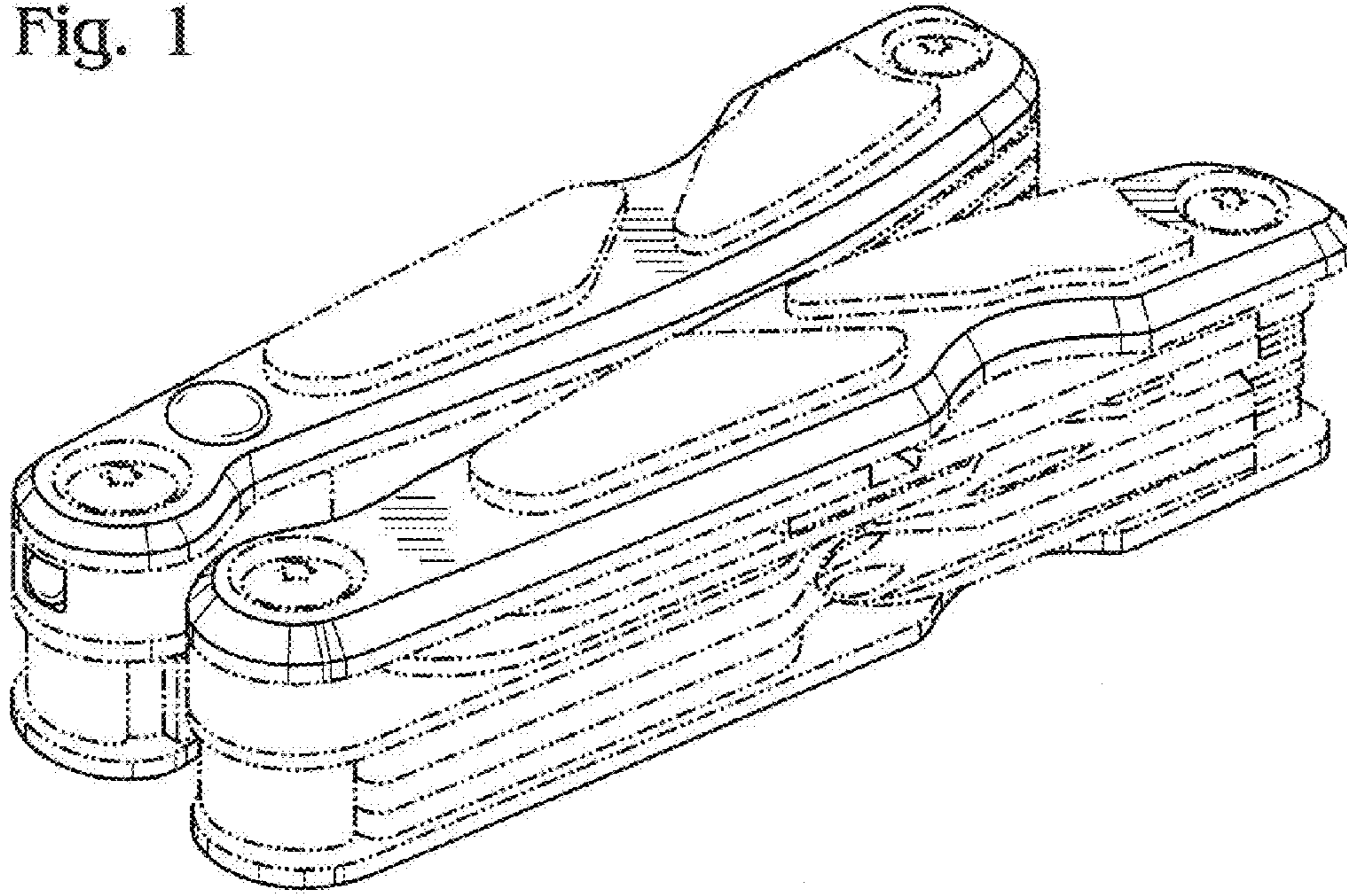


Fig. 2

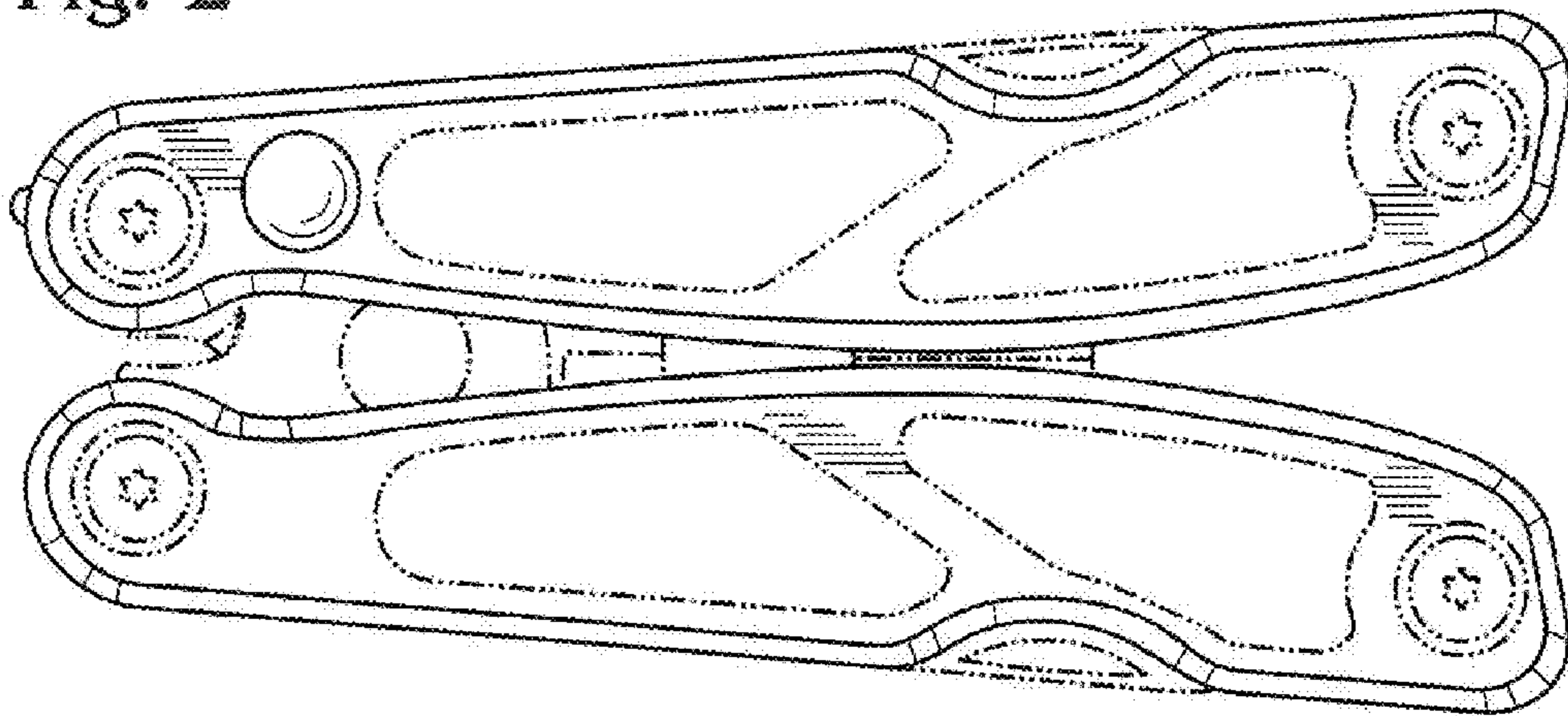


Fig. 3

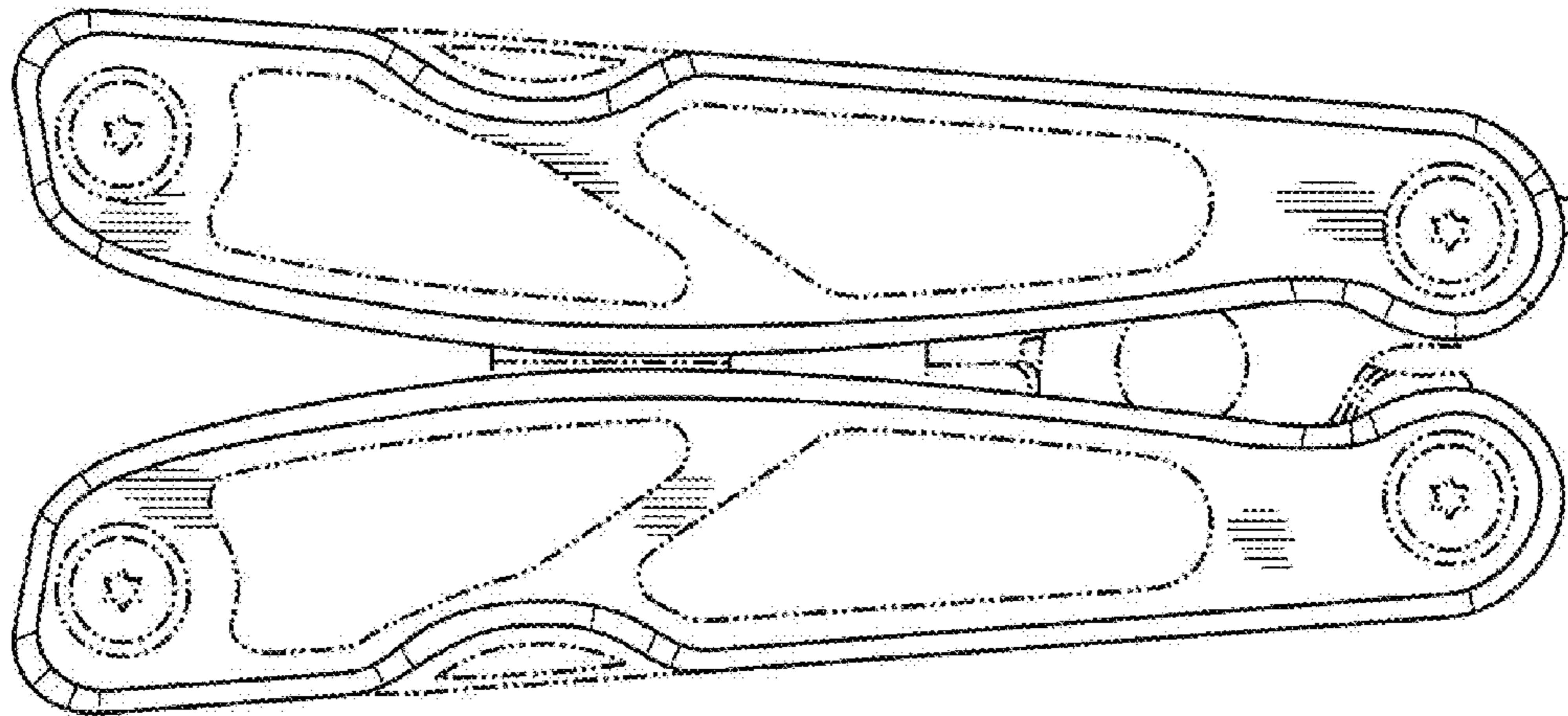


Fig. 4

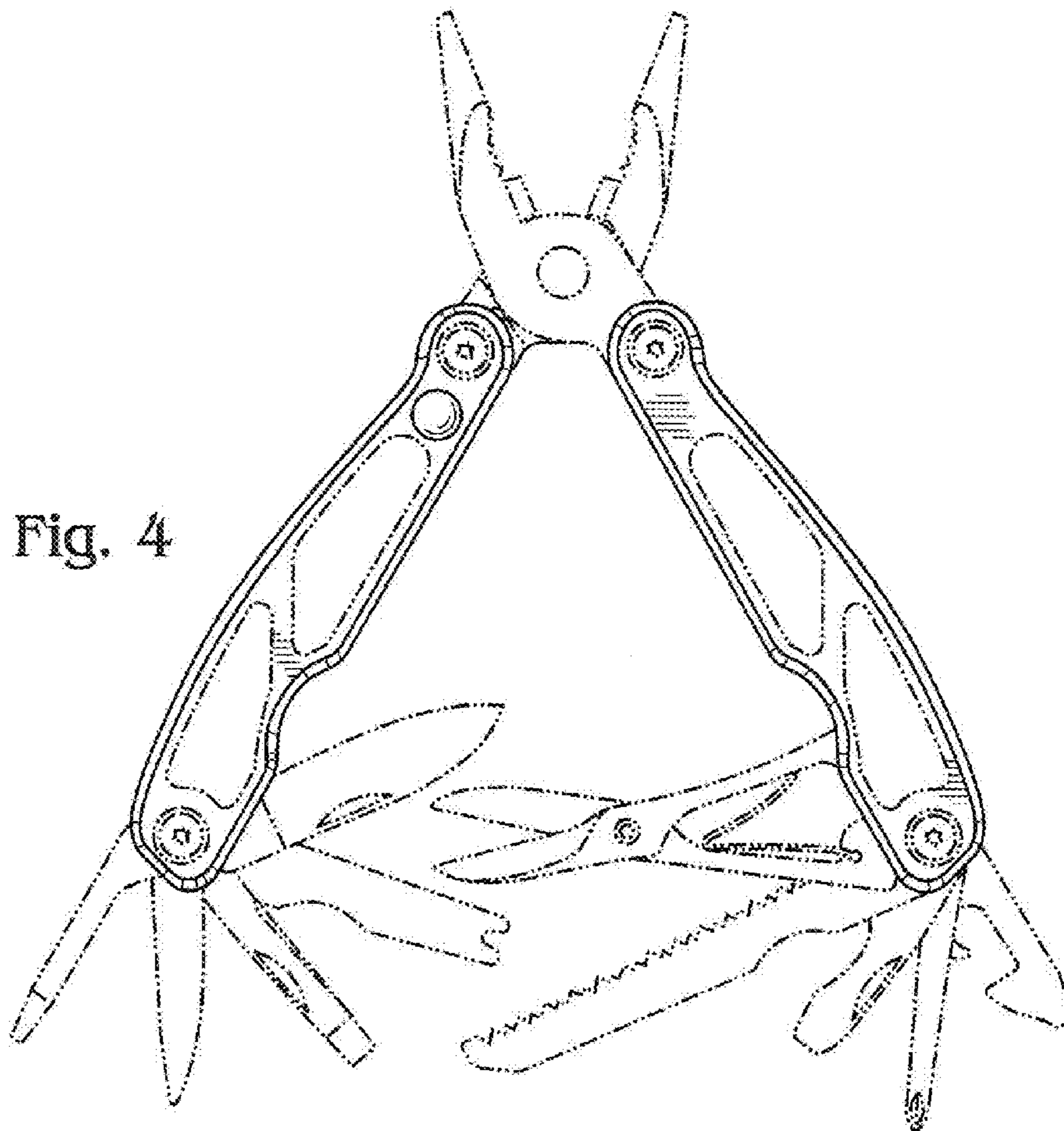


Fig. 5




Fig. 6




Fig. 7

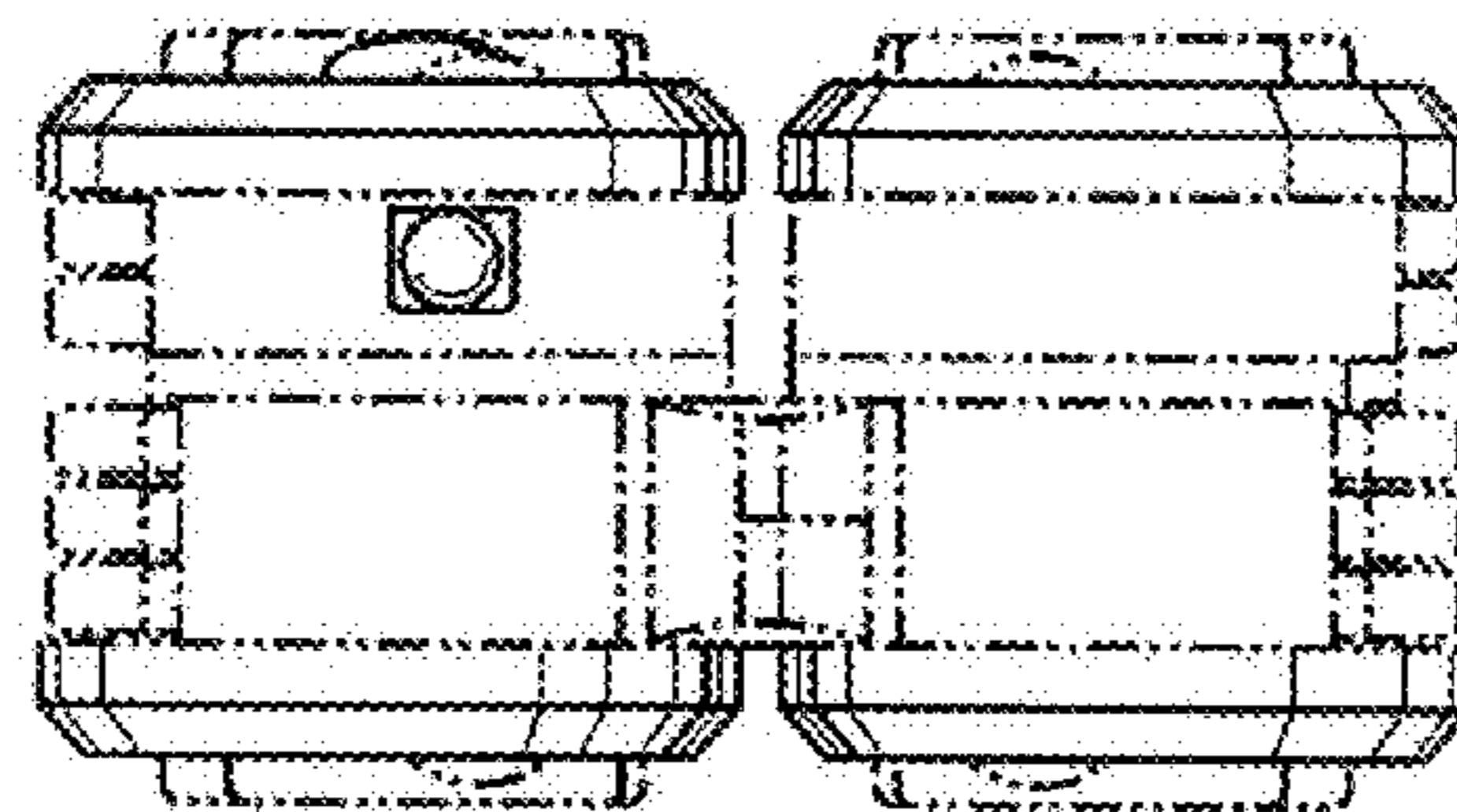


Fig. 8

