



US00D603661S

(12) **United States Design Patent**
Brown

(10) **Patent No.:** **US D603,661 S**

(45) **Date of Patent:** **** Nov. 10, 2009**

(54) **HOT OVEN RACK PUSH/PULL TOOL**

D261,595 S * 11/1981 Yellin D7/669
D267,620 S * 1/1983 Efron D7/669

(76) **Inventor:** **Jane Waple Brown**, 2901 Windward Way, Oxnard, CA (US) 93035

* cited by examiner

(**) **Term:** **14 Years**

Primary Examiner—Terry A Wallace

(21) **Appl. No.:** **29/310,486**

(57) **CLAIM**

(22) **Filed:** **Aug. 20, 2008**

The ornamental design for a hot oven rack push/pull tool, as shown and described.

(51) **LOC (9) Cl.** **07-99**

(52) **U.S. Cl.** **D7/669**

(58) **Field of Classification Search** D7/669,
D7/680-696, 395; D8/14; 294/1.1, 2, 10,
294/9, 12, 19.1, 26, 27.1; D32/40

DESCRIPTION

See application file for complete search history.

FIG. 1 is an upper and bottom face view of a hot oven rack push/pull tool showing my new design.

FIG. 2 is a side view of the hot oven rack push/pull tool.

FIG. 3 is an end view of the lower push/pull end as shown in FIGS. 1 and 2; and,

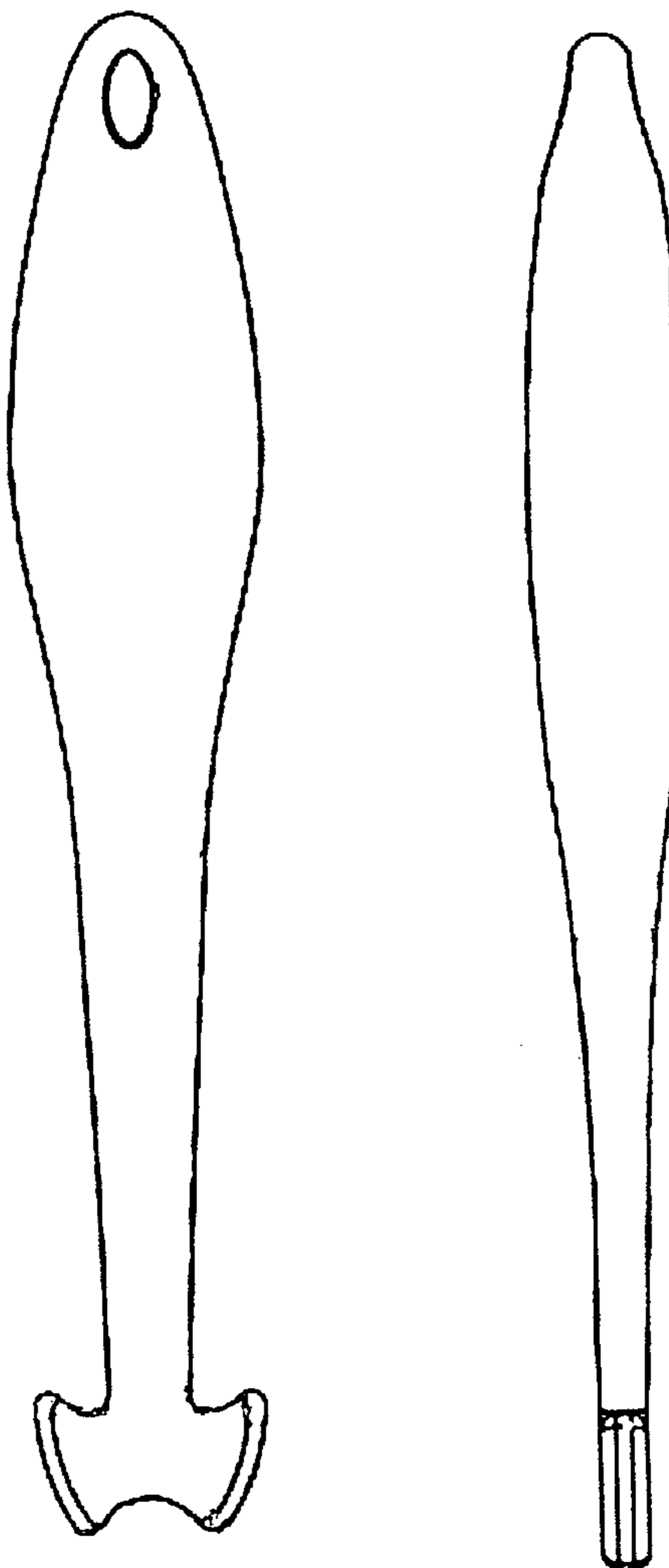
FIG. 4 is an end view of the upper hanger orifice end as shown in FIGS. 1 and 2.

(56) **References Cited**

U.S. PATENT DOCUMENTS

2,571,943 A * 10/1951 Ray et al. 294/26
D256,875 S * 9/1980 Slagle, IV D7/669

1 Claim, 2 Drawing Sheets



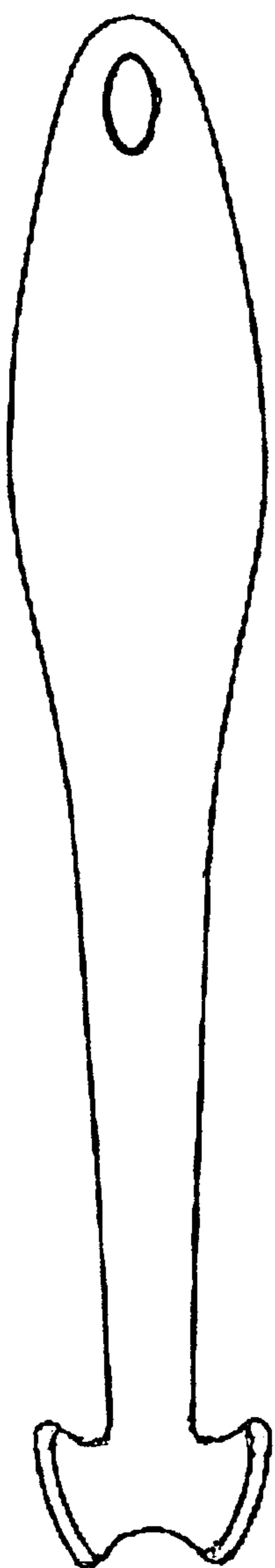


FIGURE 1



FIGURE 2

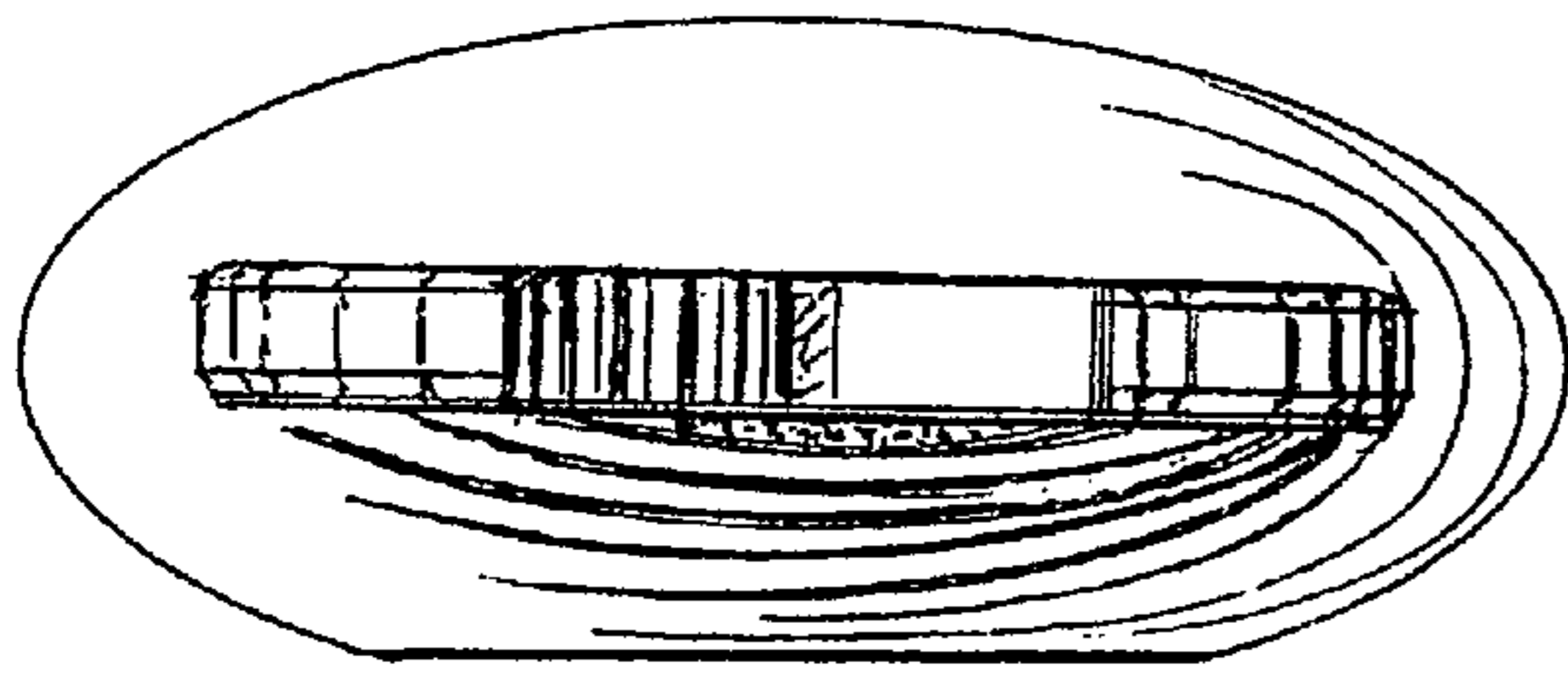


FIGURE 3

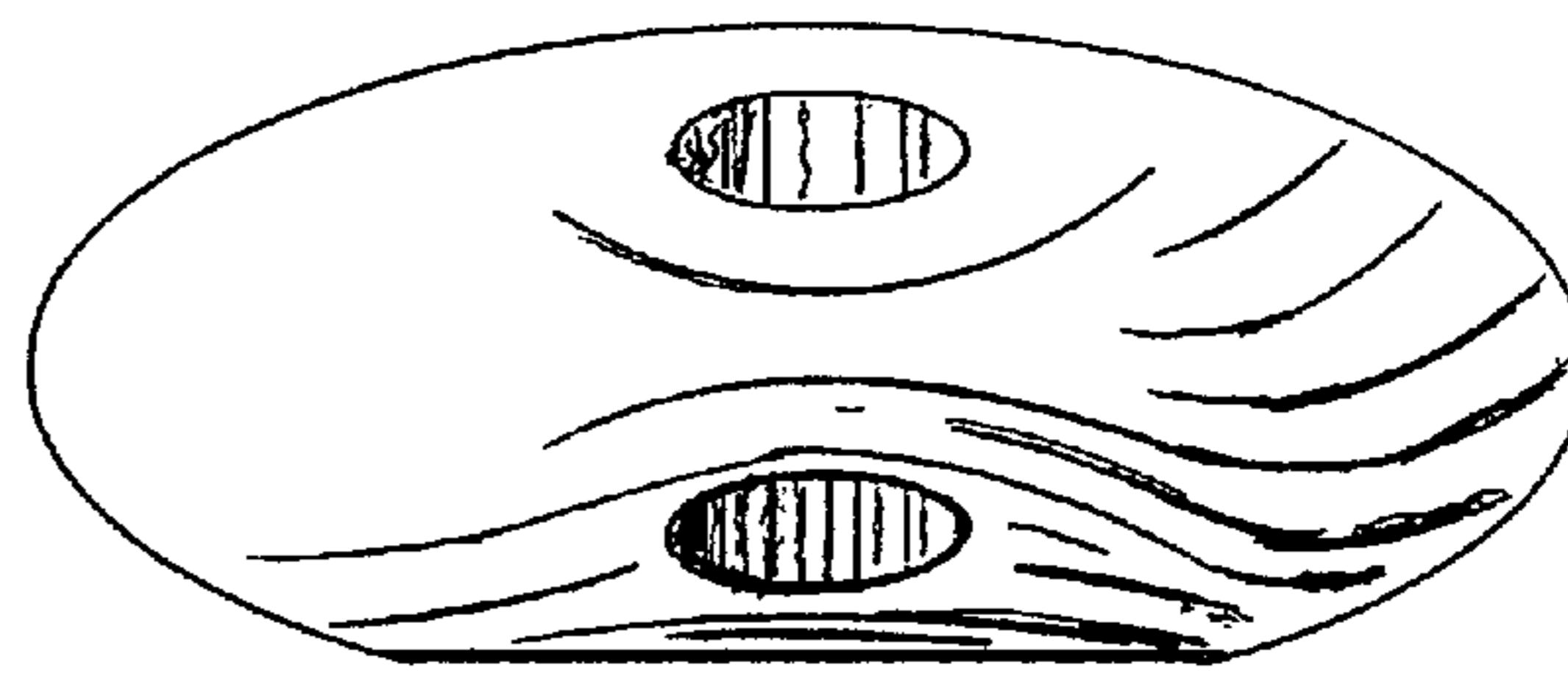


FIGURE 4