

US00D603656S

(12) **United States Design Patent**
Thompson

(10) **Patent No.:** **US D603,656 S**

(45) **Date of Patent:** **** Nov. 10, 2009**

(54) **SEASONING DISPENSER**

7,258,255 B2 * 8/2007 Vogel et al. 222/480

(76) Inventor: **Mahdi Thompson**, 16449 Lakeville
Crossing, Westfield, IN (US) 46074

* cited by examiner

Primary Examiner—Terry A Wallace

(74) *Attorney, Agent, or Firm*—C. John Brannon; Brannon &
Associates PC

(**) Term: **14 Years**

(21) Appl. No.: **29/330,593**

(22) Filed: **Jan. 9, 2009**

(57) **CLAIM**

The ornamental design for a seasoning dispenser, as shown
and described.

Related U.S. Application Data

(62) Division of application No. 29/320,332, filed on Jun.
25, 2008, now Pat. No. Des. 590,664.

DESCRIPTION

(51) **LOC (9) Cl.** **07-06**

FIG. 1 is a perspective view of one embodiment of a season-
ing dispenser showing my new design.

(52) **U.S. Cl.** **D7/591**

FIG. 2 is a front elevation view of the embodiment of the
seasoning dispenser shown in FIG. 1, the opposed view being
the mirror image thereof.

(58) **Field of Classification Search** D7/590–598;
222/480, 142.1–142.9; 241/168, 169.1, 169.2,
241/273.1–273.4, 286

FIG. 3 is a side elevation view of the embodiment of the
seasoning dispenser as seen from the right side of FIG. 2.

See application file for complete search history.

FIG. 4 is a side elevation view of the embodiment of the
seasoning dispenser as seen from the left side of FIG. 2.

(56) **References Cited**


FIG. 5 is a top view of the seasoning dispenser shown in FIG.
2; and,

U.S. PATENT DOCUMENTS

FIG. 6 is a bottom view of the seasoning dispenser shown in
FIG. 2.

D169,526 S *	5/1953	Witzgall	D7/596
D199,138 S *	9/1964	Hazlett	D7/591
3,966,080 A *	6/1976	Bittel	220/835
D256,080 S *	7/1980	Bounds	D7/598
D257,205 S *	10/1980	Bounds	D7/596
D279,159 S *	6/1985	Bounds	D7/597

1 Claim, 3 Drawing Sheets



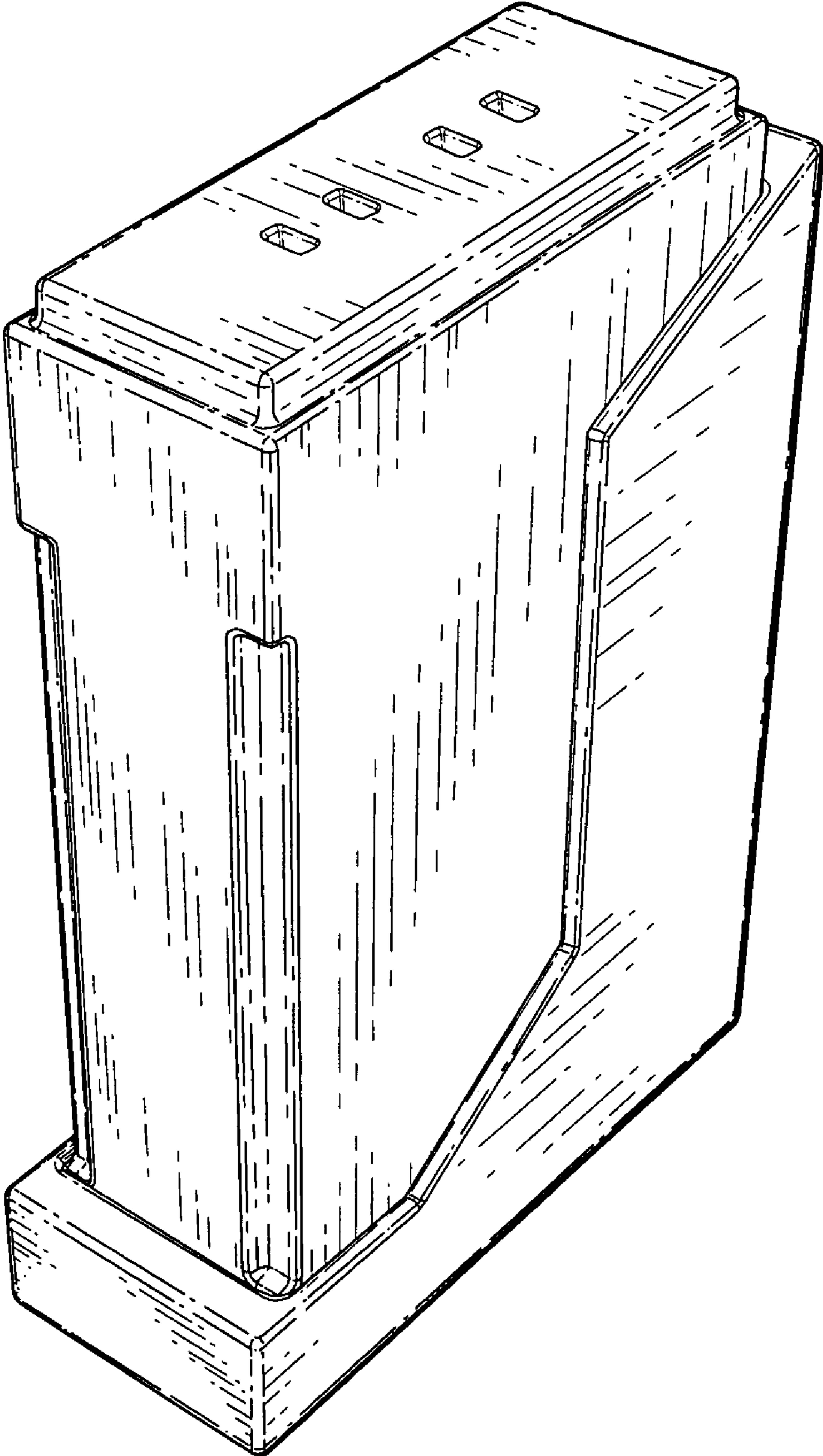


Fig. 1

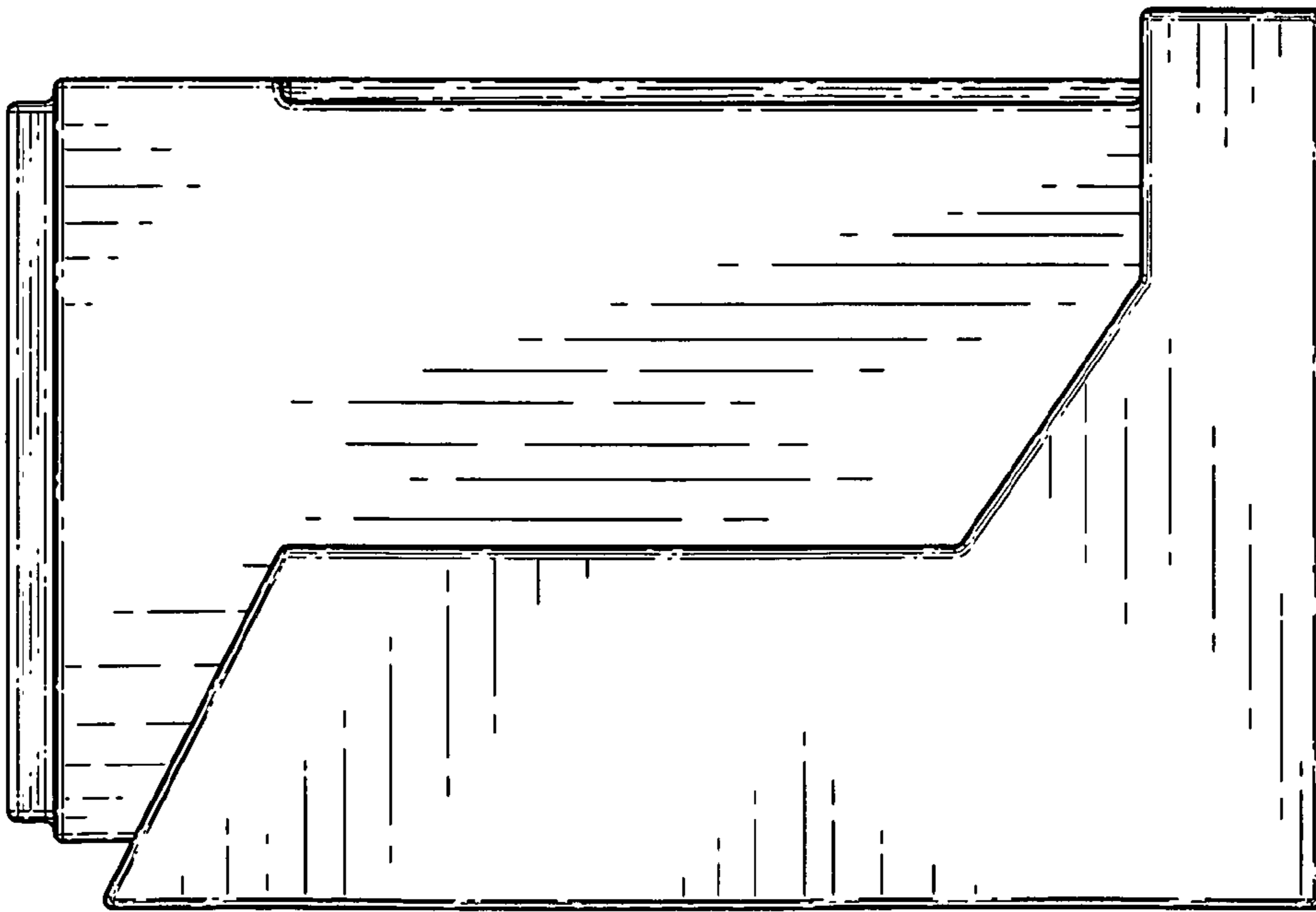


Fig. 2




Fig. 3

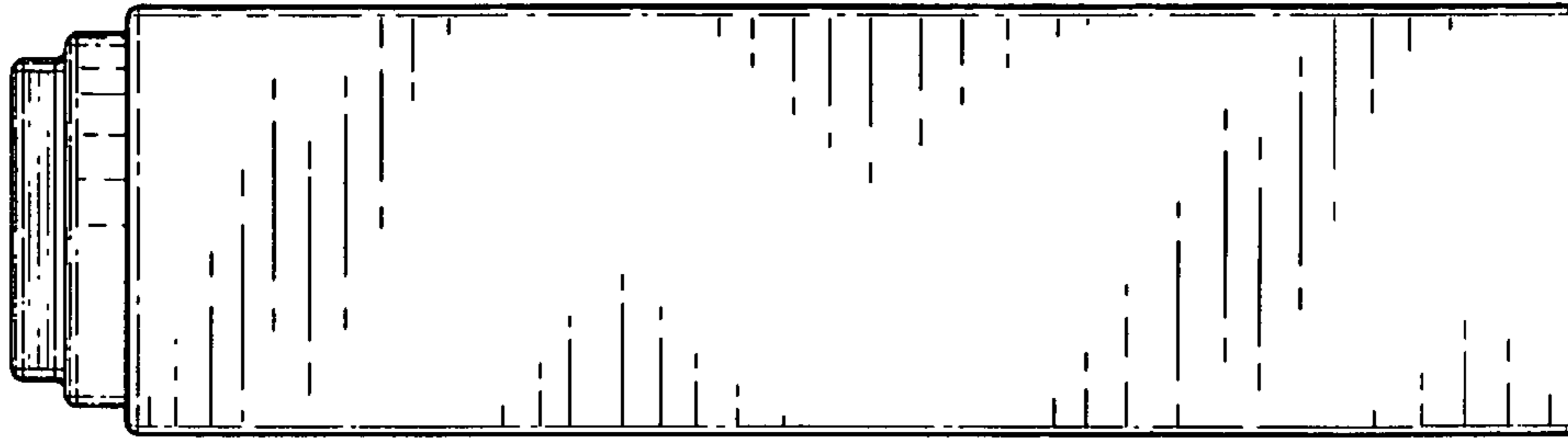


Fig. 4

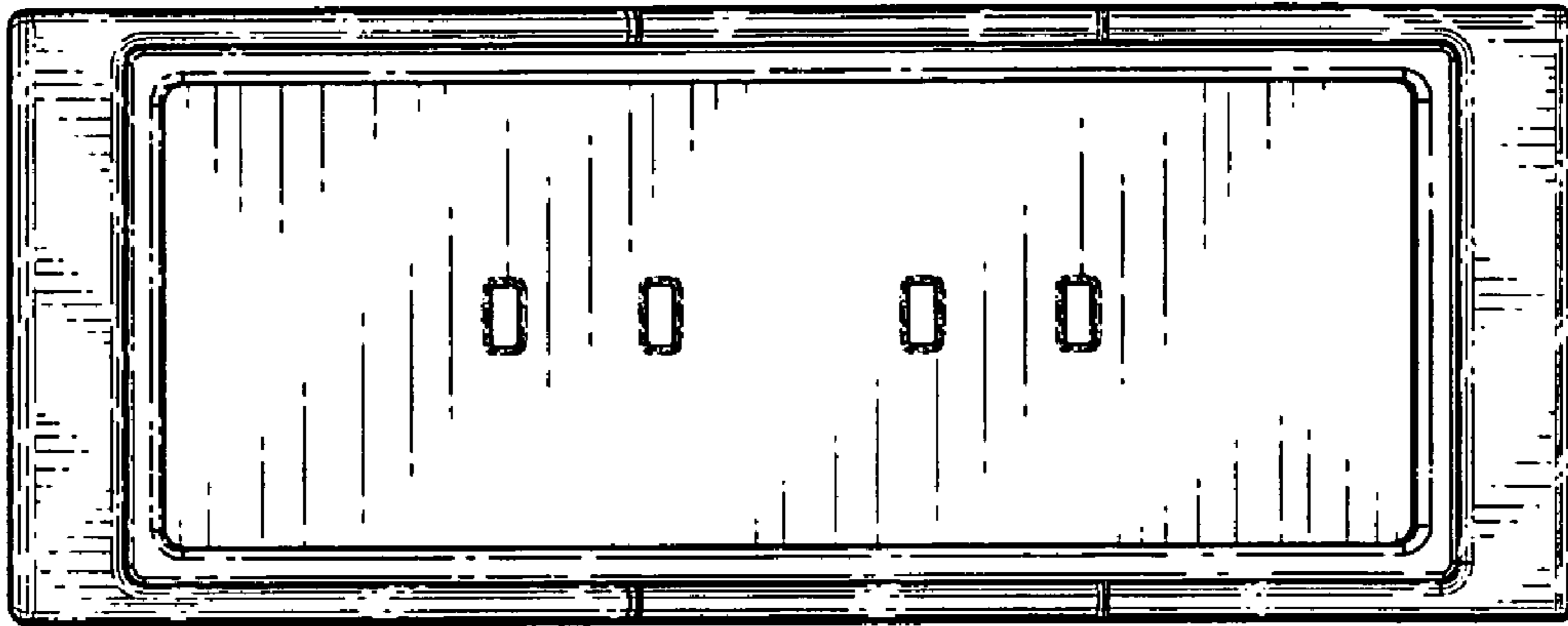


Fig. 5




Fig. 6