



US00D603646S

(12) **United States Design Patent**
Lipinski et al.

(10) **Patent No.:** **US D603,646 S**

(45) **Date of Patent:** **** Nov. 10, 2009**

(54) **BEVERAGE DISPENSER**

(76) Inventors: **Bernie Lipinski**, 6800 - 74th St. South,
Cottage Grove, MN (US) 55016; **Pat
Clancy**, 8314 Copperfield Way, Inver
Grove Heights, MN (US) 55076

(**) Term: **14 Years**

(21) Appl. No.: **29/310,881**

(22) Filed: **Sep. 16, 2008**

(51) **LOC (9) Cl.** **07-11**

(52) **U.S. Cl.** **D7/301; D7/306; D7/313**

(58) **Field of Classification Search** D7/300,
D7/306-308, 309-311, 301, 313; D15/80;
D20/4; 99/295, 293, 323.1, 279

See application file for complete search history.

(56) **References Cited**

U.S. PATENT DOCUMENTS

D94,032 S * 12/1934 Jones D7/301
D205,211 S * 7/1966 Smith D7/313
D587,954 S * 3/2009 Stein D7/301

* cited by examiner

Primary Examiner—Marianne Pandozzi

(74) *Attorney, Agent, or Firm*—Nikolai & Mersereau, P.A.

(57) **CLAIM**

The ornamental design for a “beverage dispenser,” as shown and described.

DESCRIPTION

FIG. 1 is a perspective view of the beverage dispenser of the present invention

FIG. 2 is a front plan view of the beverage dispenser shown in FIG. 1, the rear plan view being the mirror image thereof.

FIG. 3 is a right side plan view of the beverage dispenser shown in FIG. 1.

FIG. 4 is a left side plan view of the beverage dispenser shown in FIG. 1.

FIG. 5 is a bottom plan view of the beverage dispenser shown in FIG. 1; and,

FIG. 6 is a top plan view of the beverage dispenser shown in FIG. 1.

1 Claim, 1 Drawing Sheet

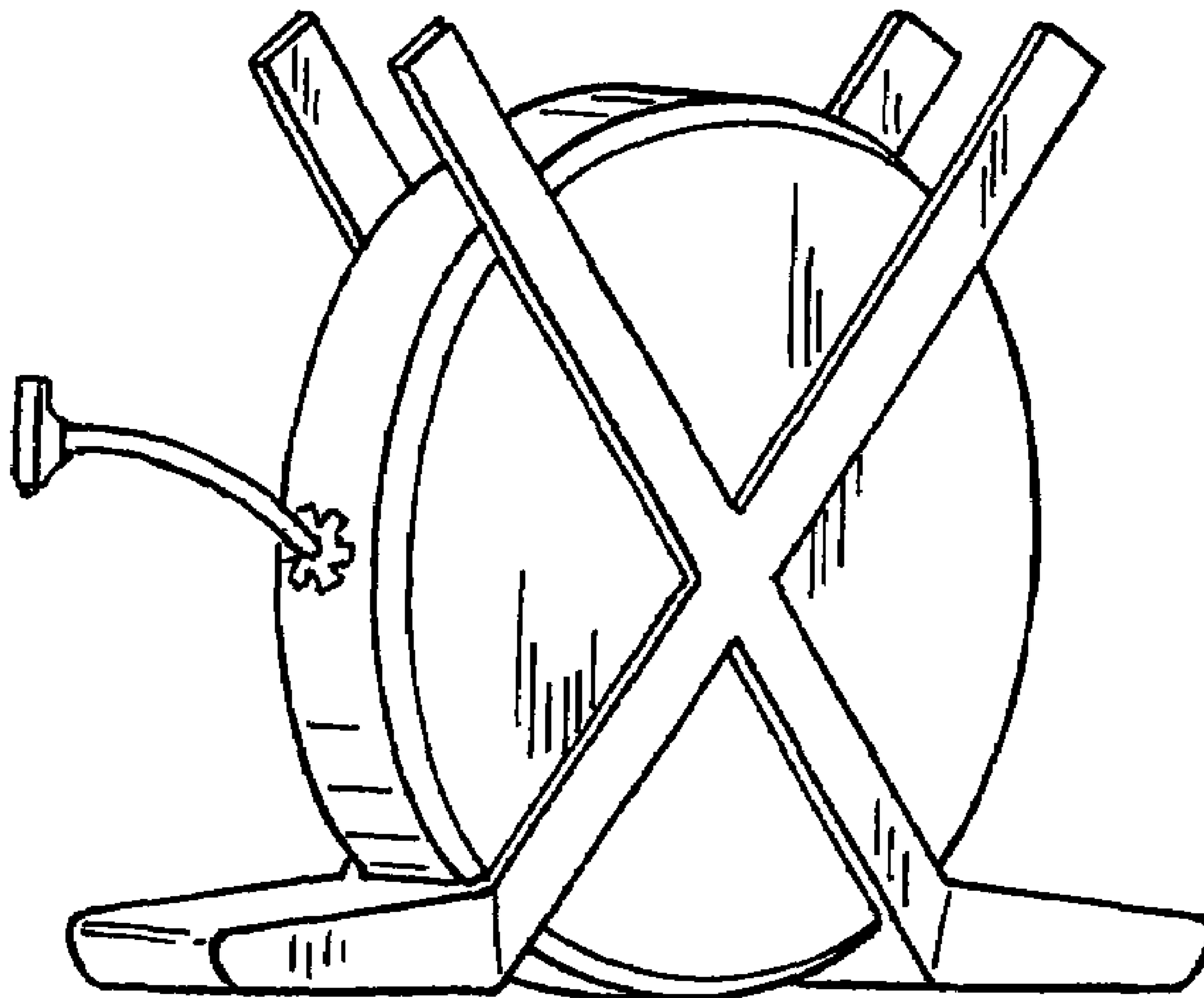


FIG. 1

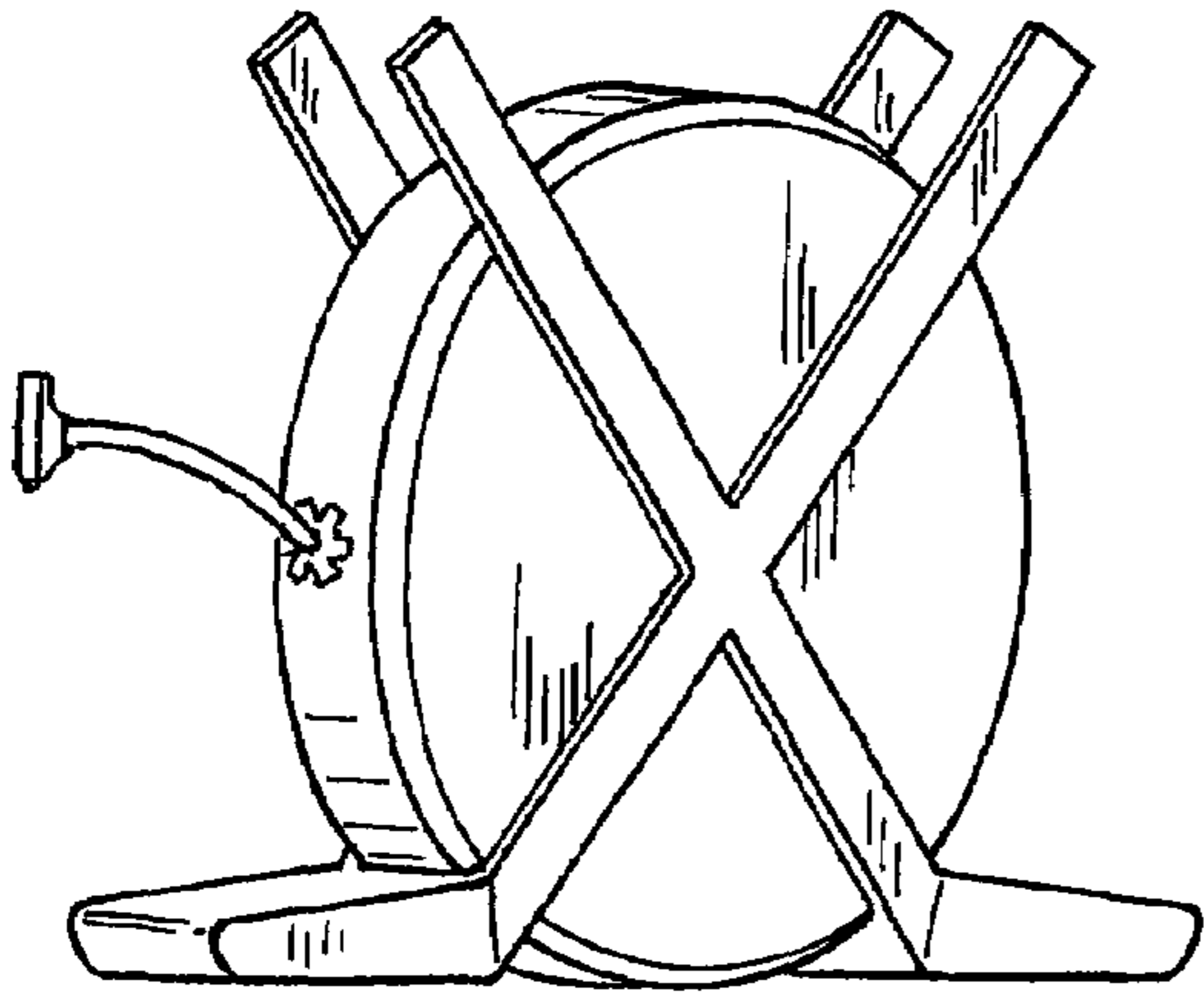


FIG. 2

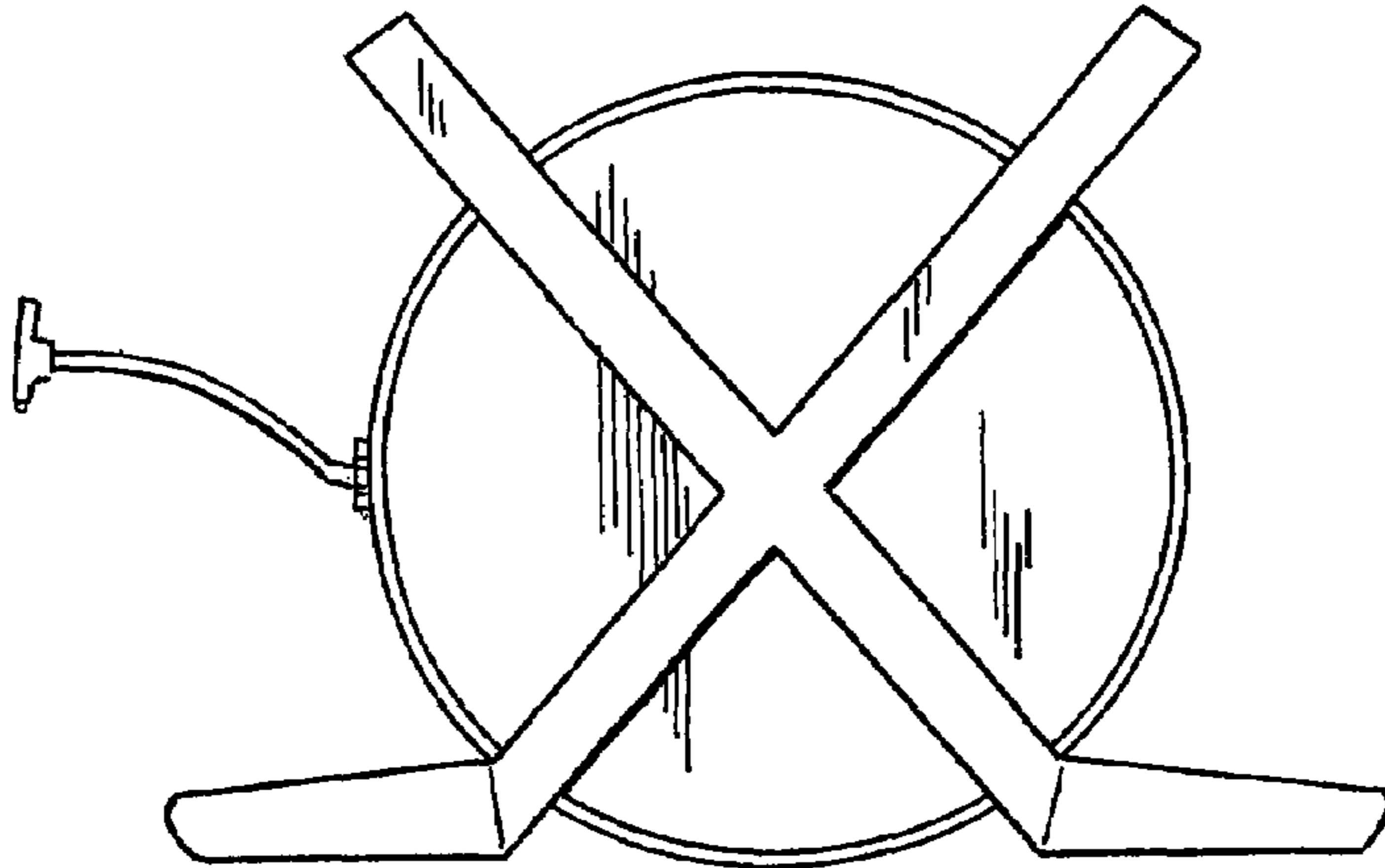


FIG. 3



FIG. 5

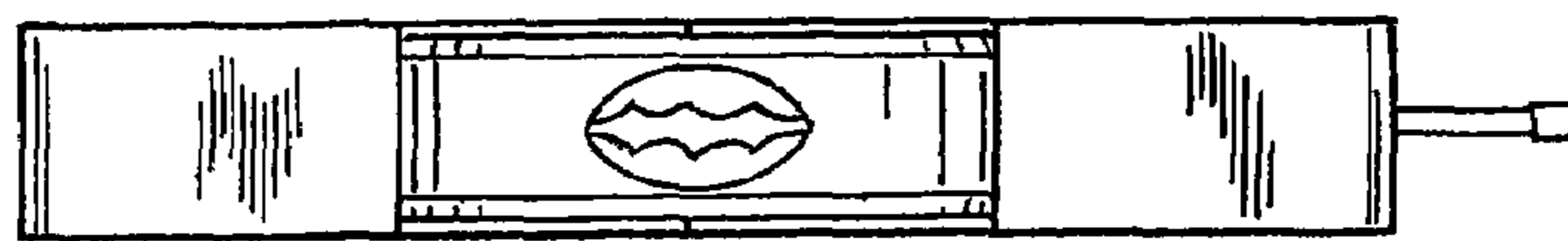


FIG. 4




FIG. 6

