



US00D603645S

(12) **United States Design Patent**
Whitman

(10) **Patent No.:** **US D603,645 S**

(45) **Date of Patent:** **** Nov. 10, 2009**

(54) **ALL PURPOSE SLIPCOVER**

(76) **Inventor:** **Candace Whitman**, 27 Kinsey Hill Rd.,
Birdsboro, PA (US) 19508

(**) **Term:** **14 Years**

(21) **Appl. No.:** **29/308,369**

(22) **Filed:** **Jun. 14, 2008**

(51) **LOC (9) Cl.** **06-13**

(52) **U.S. Cl.** **D6/610**

(58) **Field of Classification Search** D6/611,
D6/610, 616, 615, 334, 370, 374, 380, 502,
D6/523, 520; 297/228.1, 228.11, 229, 219.12,
297/220, 224; 5/653; 150/154, 158, 155;
D34/10; D32/36, 37; D9/444; D8/374;
D7/397, 392

See application file for complete search history.

(56) **References Cited**

U.S. PATENT DOCUMENTS

1,869,756 A	8/1932	Kinard	
D99,549 S *	5/1936	Klein	D9/444
D214,288 S	5/1969	Warnberg	
D214,462 S	6/1969	Warnberg	
D257,712 S *	12/1980	Levine et al.	D6/610
D266,056 S *	9/1982	Lear	D9/444
4,731,715 A	3/1988	Anderson	
4,957,246 A *	9/1990	Kantor	150/154
D329,515 S	9/1992	Isaac	
5,165,567 A	11/1992	Richardson et al.	
D346,472 S *	4/1994	Beebe	D34/10
D361,234 S *	8/1995	Ball	D6/520
D362,523 S	9/1995	Burke	

D363,583 S *	10/1995	Dimanche	D34/10
D381,865 S *	8/1997	Gallagher	D7/397
D388,998 S *	1/1998	Dubiel	D6/611
D396,772 S	8/1998	Hanzok	
D400,088 S *	10/1998	Hurrie	D8/374
D411,076 S *	6/1999	Evers	D7/392
D442,414 S	5/2001	Dew	
D457,936 S	5/2002	Garofalo et al.	
D462,558 S	9/2002	Friedman	
6,508,282 B2	1/2003	Garofalo et al.	
D491,008 S	6/2004	Corbett et al.	
D518,322 S *	4/2006	Carbone	D6/523
D522,789 S	6/2006	Kahn	
D539,588 S *	4/2007	Picache	D6/610
2003/0010415 A1	1/2003	Szuskiewicz	

* cited by examiner

Primary Examiner—T. Chase Nelson
Assistant Examiner—David G Muller

(57) **CLAIM**

The ornamental design for an all purpose slipcover, as shown and described.

DESCRIPTION

FIG. 1 is a top perspective view of my new all purpose slipcover

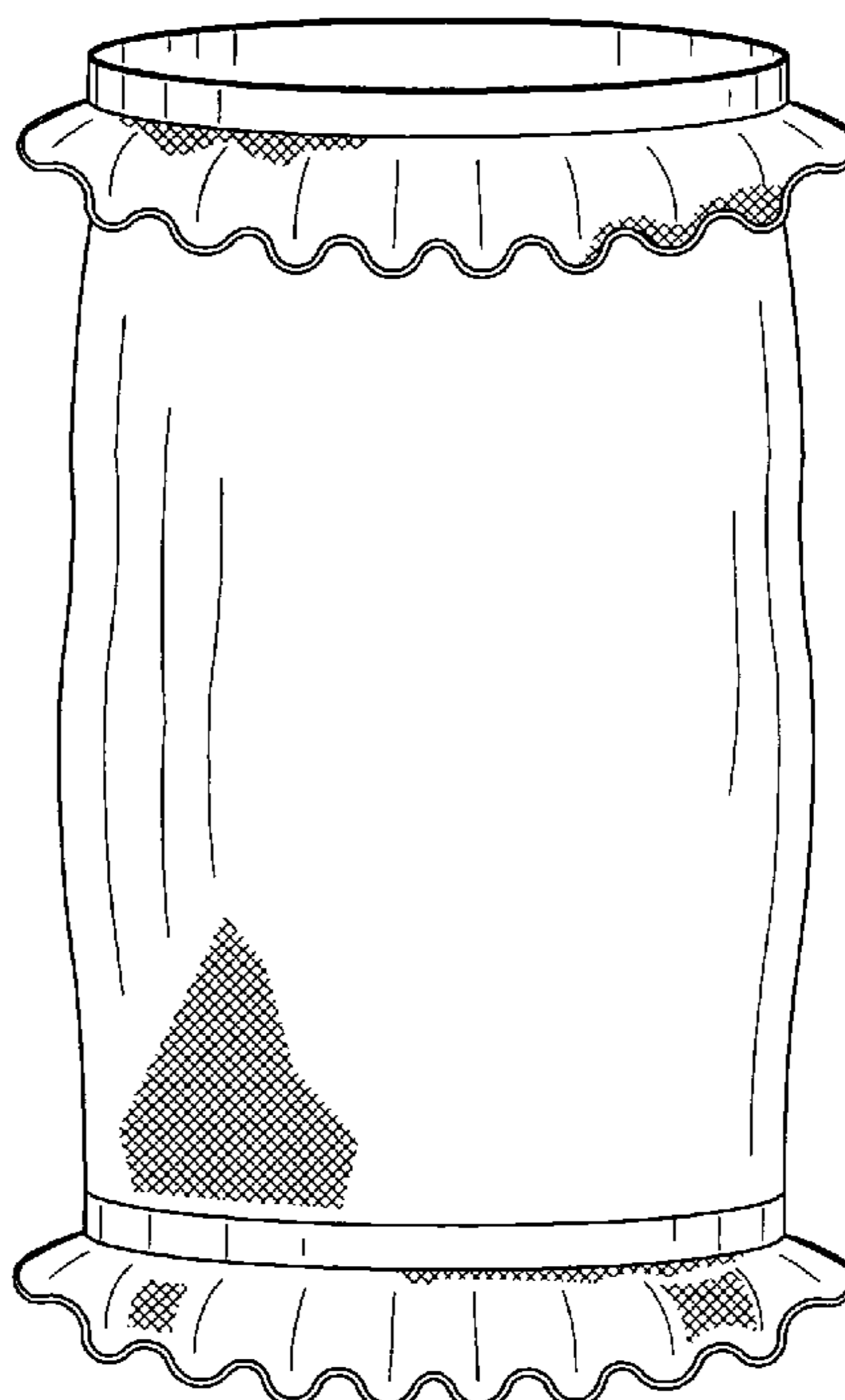
FIG. 2 is a front view of the all purpose slipcover. The back and side views are identical

FIG. 3 is a bottom perspective view of the all purpose slipcover

FIG. 4 is a top view of the all purpose slipcover; and,

FIG. 5 is a bottom view of the all purpose slipcover.

1 Claim, 4 Drawing Sheets



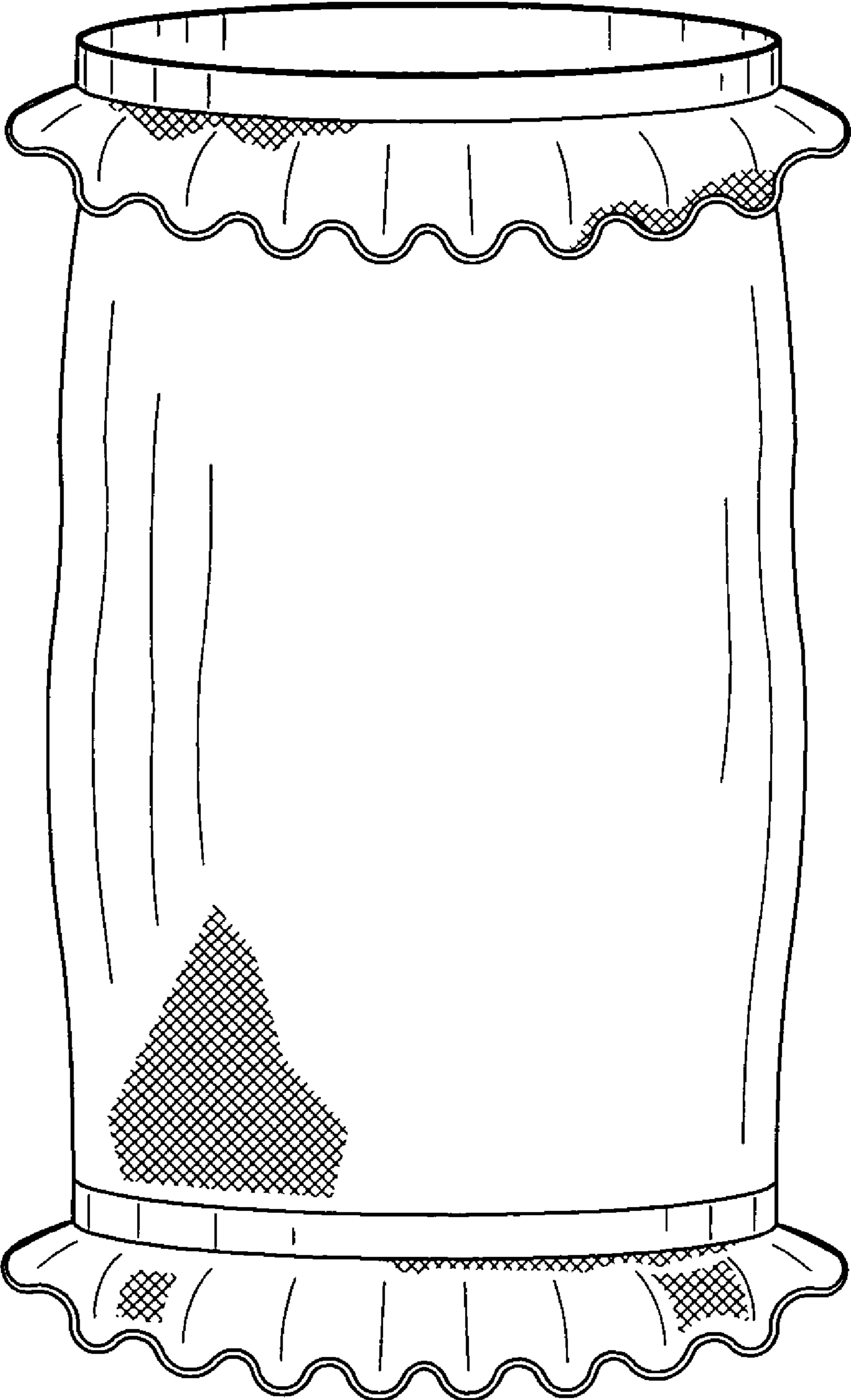


Fig. 1

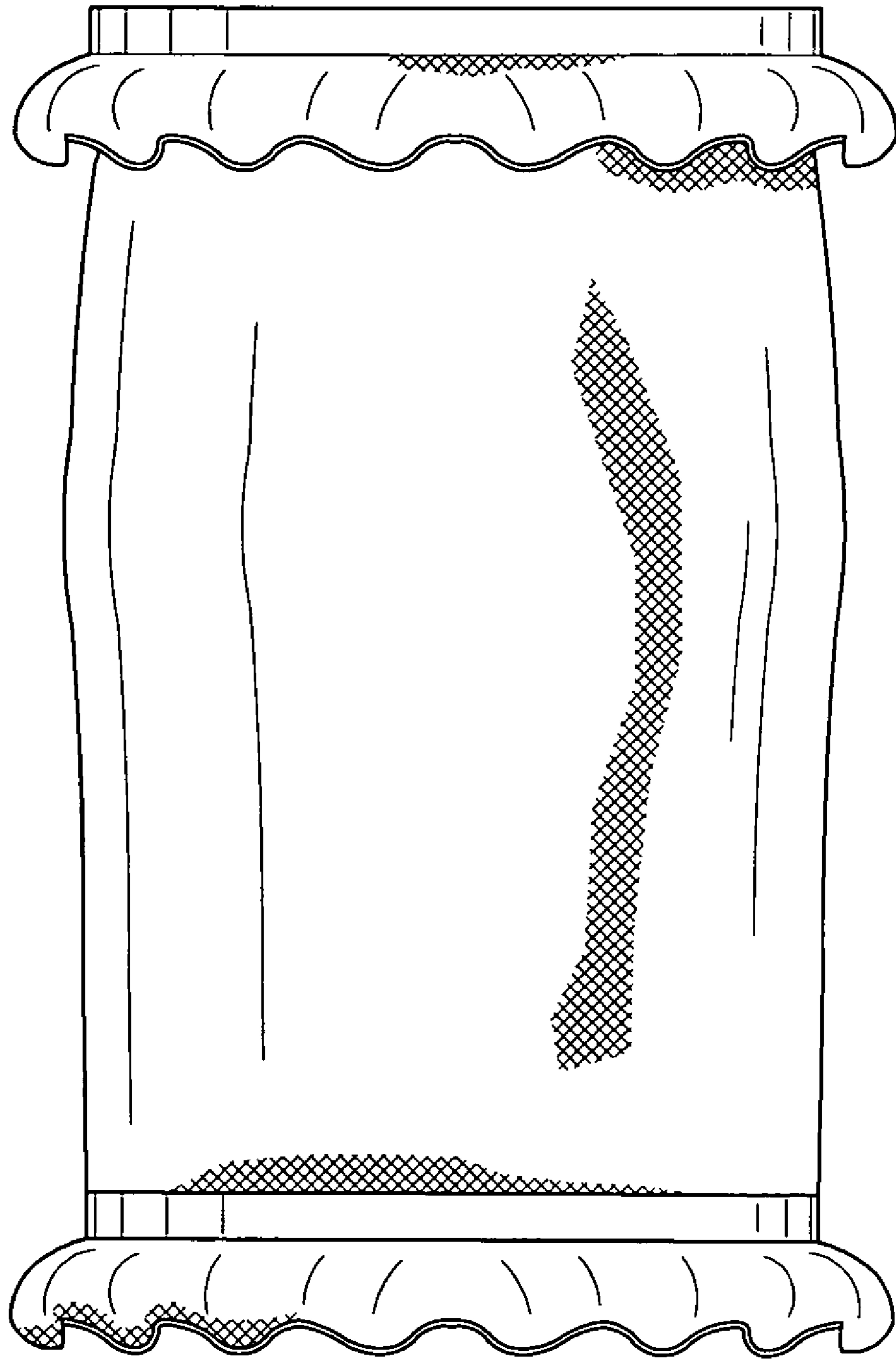


Fig. 2

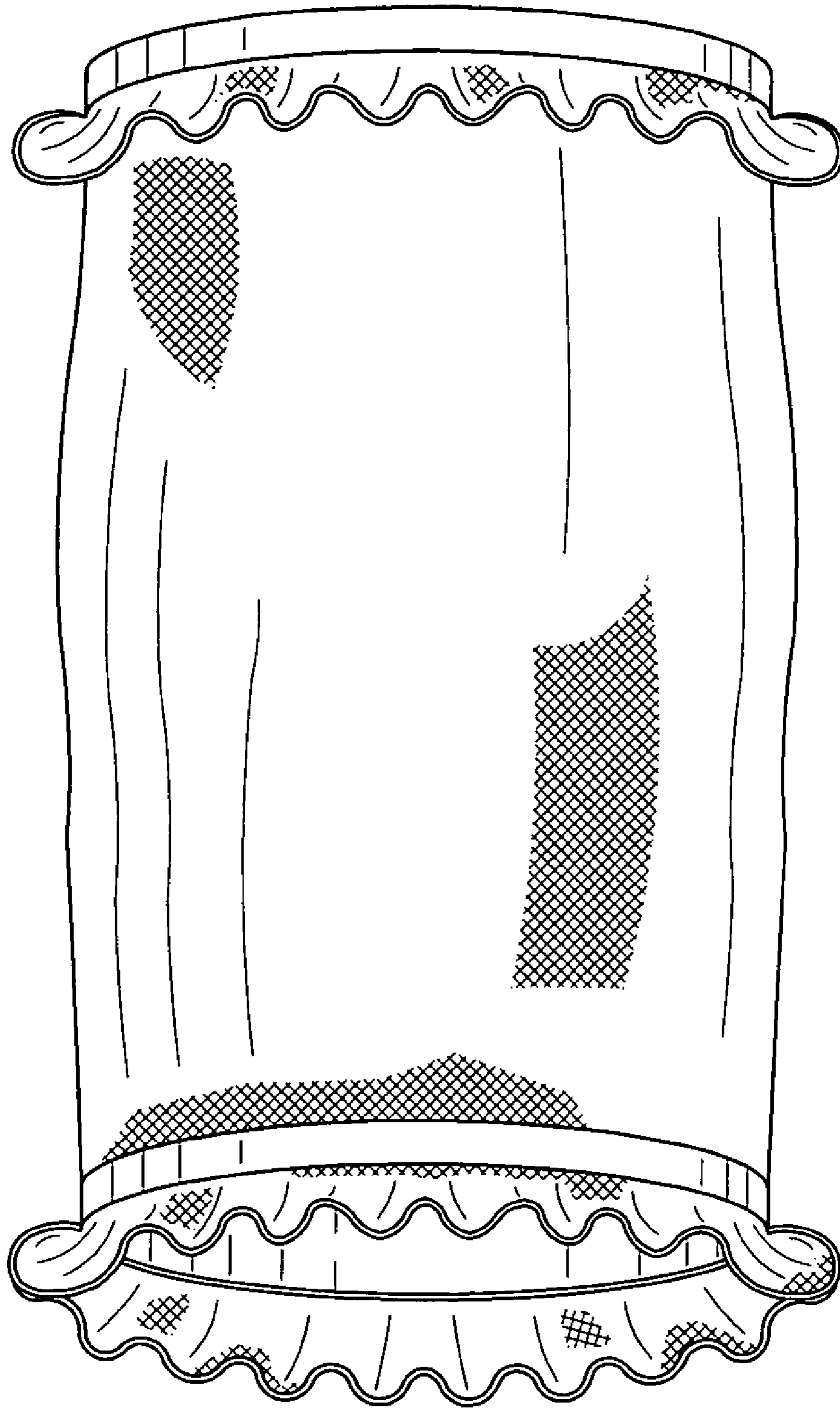


Fig. 3




Fig. 4




Fig. 5