



US00D603644S

(12) **United States Design Patent**
Ketner

(10) **Patent No.:** **US D603,644 S**

(45) **Date of Patent:** **** Nov. 10, 2009**

(54) **STUFFED SHIRT PILLOW**

(76) Inventor: **Linda O Ketner**, 2824 Irvin La., Sugar Grove, VA (US) 24375

(**) Term: **14 Years**

(21) Appl. No.: **29/327,260**

(22) Filed: **Nov. 3, 2008**

(51) **LOC (9) Cl.** **06-09**

(52) **U.S. Cl.** **D6/601; D6/597**

(58) **Field of Classification Search** D6/595-599,
D6/601, 604; 5/630, 633, 636, 637, 735,
5/652-656, 655.3, 655.9, 706, 910, 922,
5/420; D21/803, 809

See application file for complete search history.

(56) **References Cited**

U.S. PATENT DOCUMENTS

D348,583 S *	7/1994	Rubin	D6/597
D351,525 S	10/1994	Alexander		
D360,651 S *	7/1995	Budde et al.	D19/52
5,515,545 A	5/1996	Becton		
D457,216 S *	5/2002	Friar	D21/808
D457,589 S *	5/2002	Friar	D21/808
D482,922 S *	12/2003	Wong	D6/595
D484,348 S	12/2003	Pappas		
D486,026 S *	2/2004	Wong	D6/595
D486,342 S *	2/2004	Suzuki	D6/601
D487,370 S *	3/2004	Wong	D6/595

D577,027 S * 9/2008 Naqvi et al. D14/458
D577,029 S * 9/2008 Naqvi et al. D14/458

* cited by examiner

Primary Examiner—Janice E Seeger

Assistant Examiner—Zenia I Bennett

(74) *Attorney, Agent, or Firm*—Crossley Patent Law; Mark A. Crossley

(57) **CLAIM**

The ornamental design for a stuffed shirt pillow, as shown and described.

DESCRIPTION

FIG. 1 is a front elevation view of a stuffed shirt pillow showing my new design;

FIG. 2 is a rear elevation view thereof;

FIG. 3 is a right elevation view, the opposite side being a mirror image of the shown, thereof;


FIG. 4 is a top plan view thereof;

FIG. 5 is a bottom plan view thereof; and,

FIG. 6 is a right side isometric view thereof.

The dashed lines along the neckline in FIGS. 1, 2 and 6, along the sleeve opening in FIGS. 3 and 6, and shown in FIG. 5 represent stitching. The broken lines in FIGS. 1 and 6 are for illustrative purposes only and form no part of the claimed design.

1 Claim, 4 Drawing Sheets



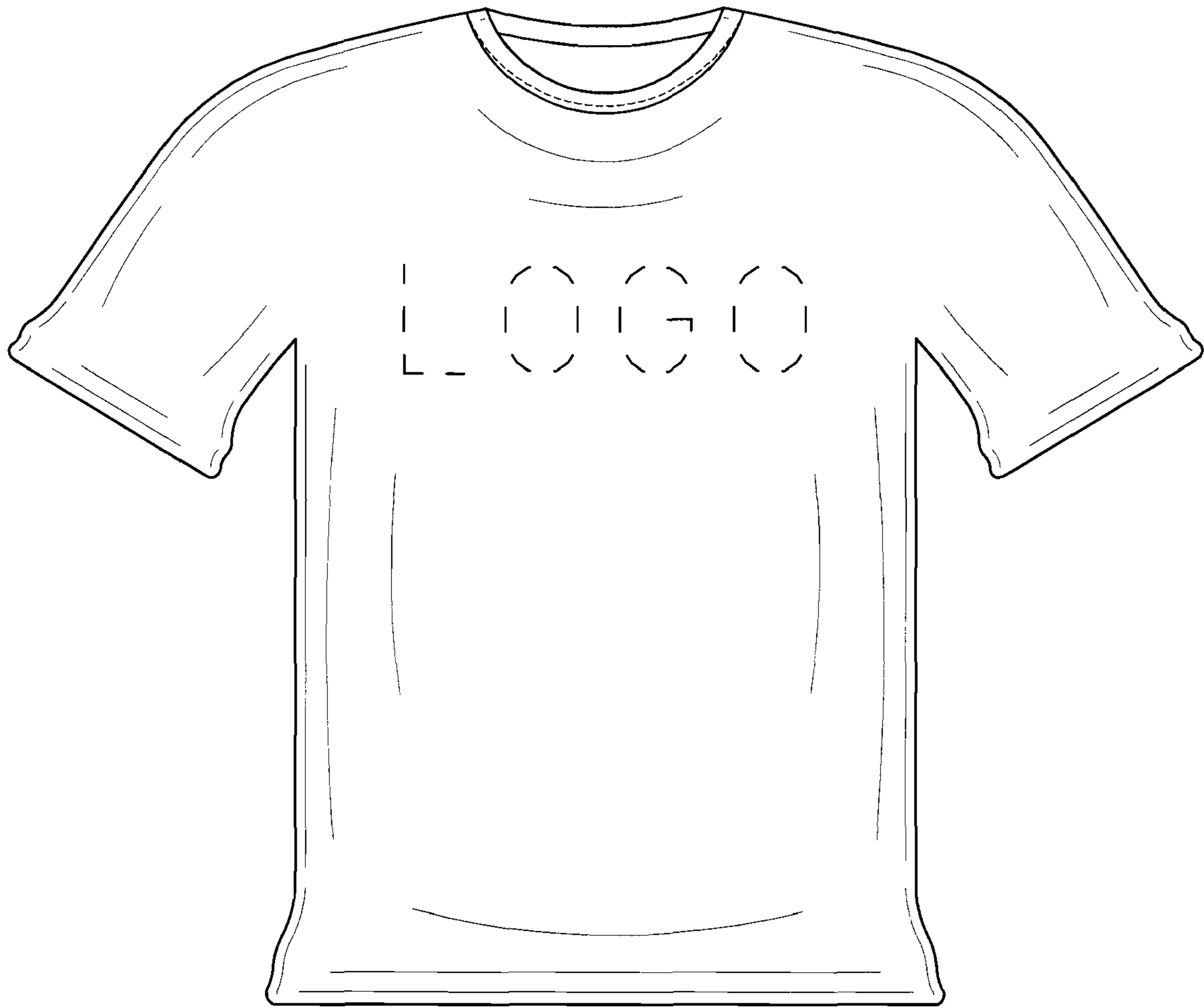


FIG. 1




FIG. 2

FIG. 3

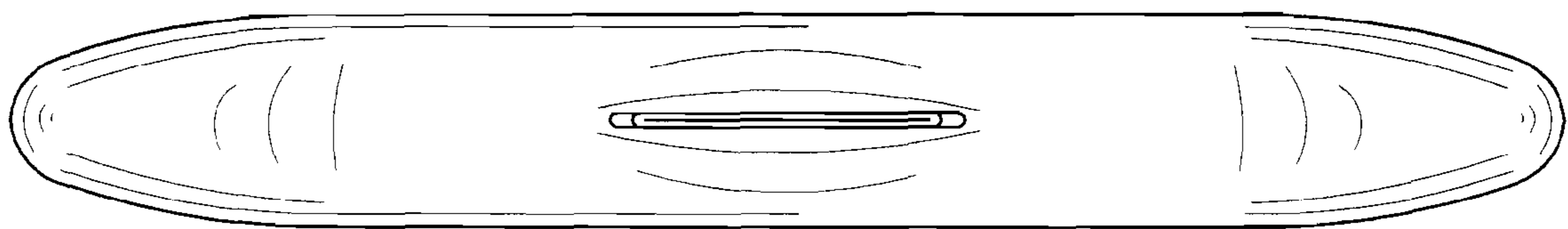
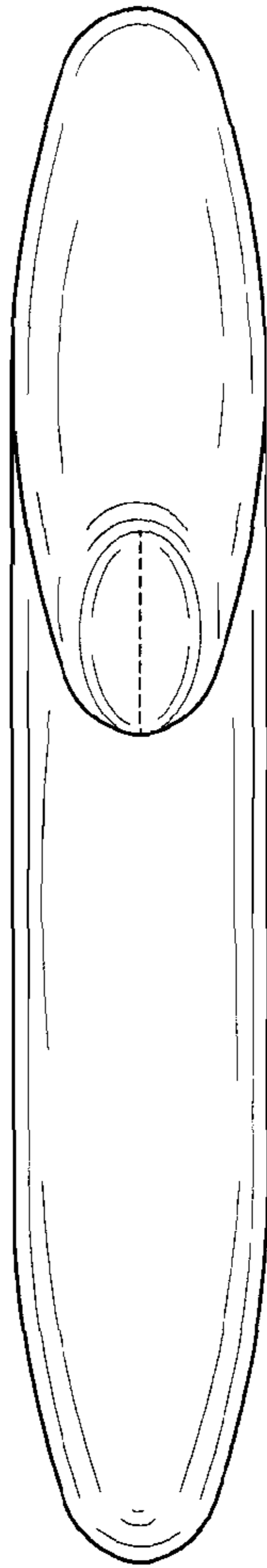


FIG. 4

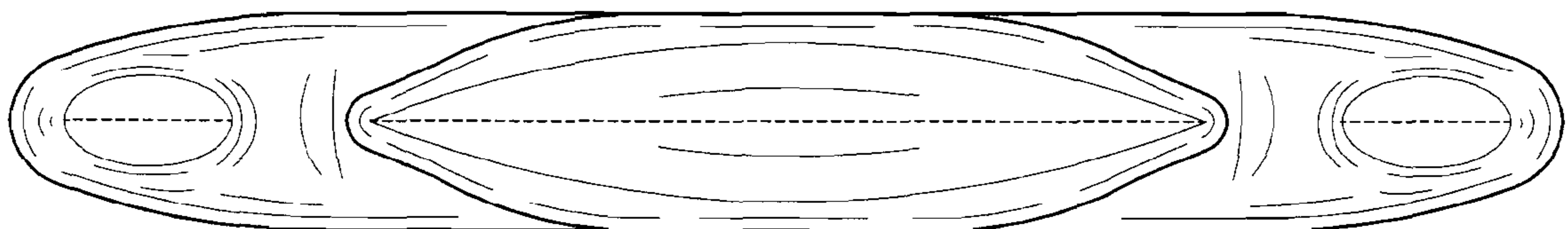


FIG. 5



FIG. 6