



US00D603630S

(12) **United States Design Patent**
True

(10) **Patent No.:** **US D603,630 S**

(45) **Date of Patent:** **** Nov. 10, 2009**

(54) **CHAIR BASE**

(75) Inventor: **Alan L. True**, San Juan Capistrano, CA
(US)

(73) Assignee: **True Innovations, LLC** (MU)

(**) Term: **14 Years**

(21) Appl. No.: **29/310,500**

(22) Filed: **Aug. 25, 2008**

(51) **LOC (9) Cl.** **06-01**

(52) **U.S. Cl.** **D6/498**

(58) **Field of Classification Search** D6/334-336,
D6/360, 364, 365, 366, 367, 498, 500-502;
248/188.7; 297/300.4, 344.18, 358, 411.2,
297/411.27, 463.1

See application file for complete search history.

(56) **References Cited**

U.S. PATENT DOCUMENTS

D391,089 S *	2/1998	Chu	D6/366
D467,452 S *	12/2002	Lee	D6/498
D482,549 S *	11/2003	Tsai	D6/498
D493,986 S *	8/2004	Fu	D6/498
D495,537 S *	9/2004	Fu	D6/498

D509,387 S *	9/2005	Chen	D6/498
D544,732 S *	6/2007	Mazzera	D6/498
D544,733 S *	6/2007	Mazzera	D6/498
D546,086 S *	7/2007	Chen	D6/366
D557,043 S *	12/2007	Egger	D6/498
D572,493 S *	7/2008	Zhang	D6/366
D575,960 S *	9/2008	Su	D6/366
D585,672 S *	2/2009	Mazzera	D6/498

* cited by examiner

Primary Examiner—Mimosa De

(74) *Attorney, Agent, or Firm*—Morland C. Fischer

(57) **CLAIM**

The ornamental design for a chair base, as shown and described.

DESCRIPTION

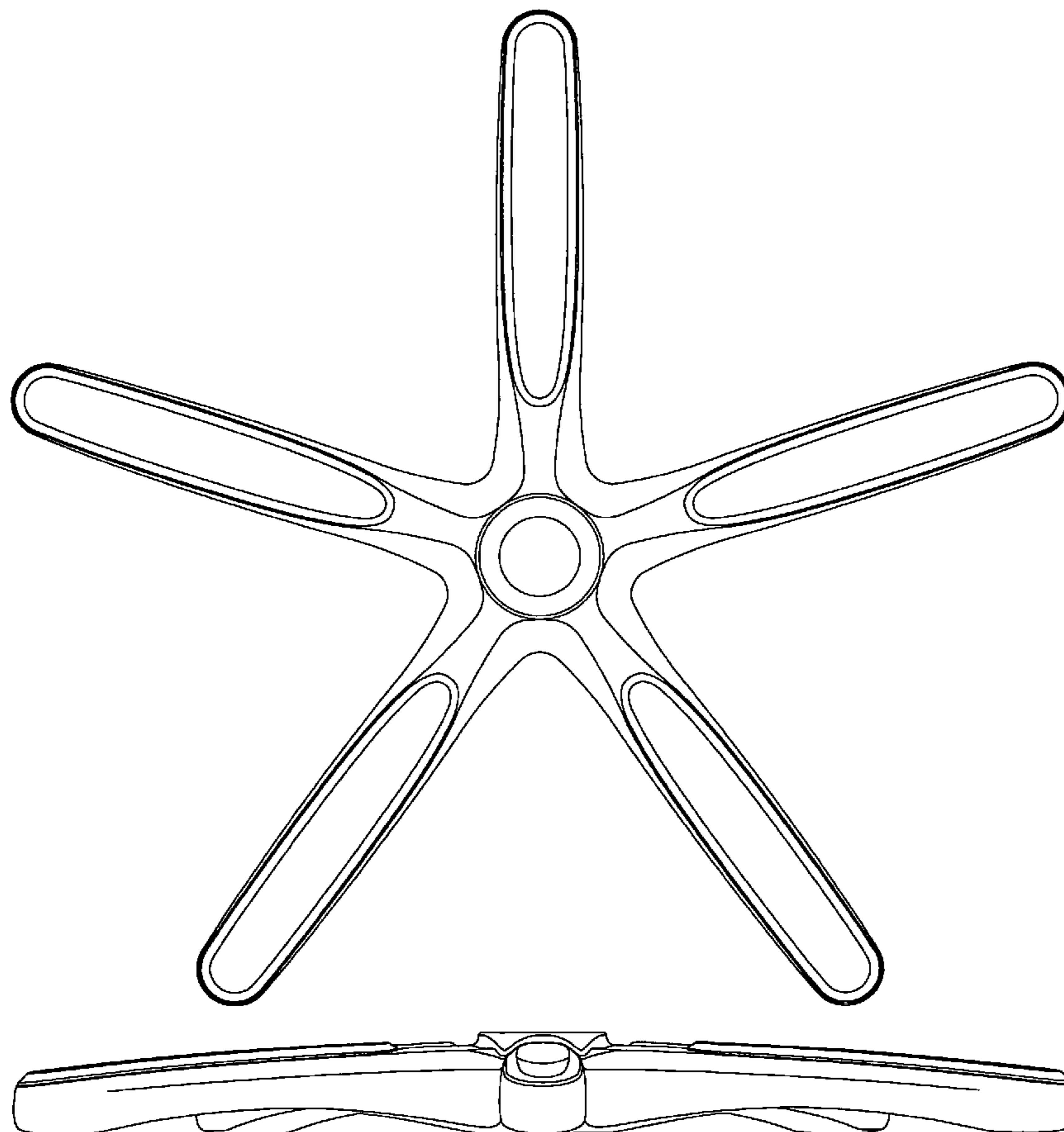
FIG. 1 is a top plan view showing a chair base which forms my new design;

FIG. 2 is a rear elevational view thereof;

FIG. 3 is a front elevational view thereof; and,

FIG. 4 is a left side elevational view thereof, this side and the opposite right side elevational view being mirror images.

1 Claim, 3 Drawing Sheets






FIG. 1

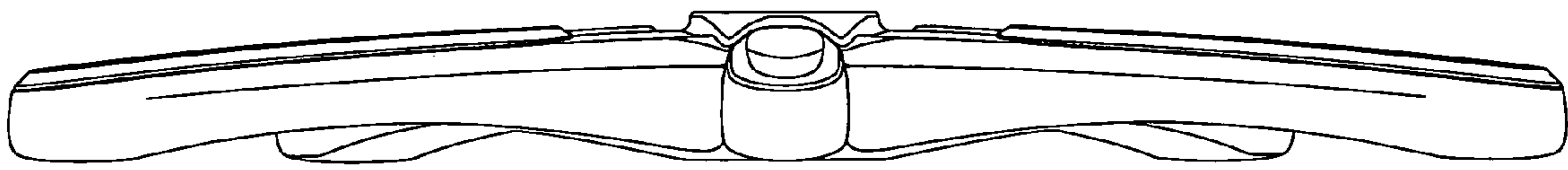


FIG. 2

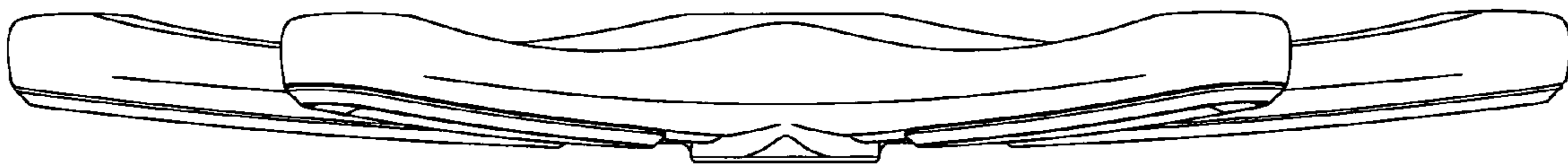


FIG. 3



FIG. 4