



US00D603629S

(12) **United States Design Patent**  
**Hastings et al.**

(10) **Patent No.:** **US D603,629 S**

(45) **Date of Patent:** **\*\* Nov. 10, 2009**

(54) **DOUBLE DOOR FOR A POSTAL SORTING MACHINE**

(75) Inventors: **Kenneth S. Hastings**, Grand Prairie, TX (US); **John Wesley Sheffield**, Forney, TX (US); **John Ivey**, Euless, TX (US)

(73) Assignee: **Siemens Industry, Inc.**, Alpharetta, GA (US)

(\*\*) Term: **14 Years**

(21) Appl. No.: **29/304,958**

(22) Filed: **Mar. 11, 2008**

(51) **LOC (9) Cl.** ..... **06-06**

(52) **U.S. Cl.** ..... **D6/492**

(58) **Field of Classification Search** ..... D6/432,  
D6/490-492, 494, 509-511; 312/257, 265.3,  
312/265.6, 348.4; D25/47-48, 138; 156/219;  
52/455, 311.2, 764, 784.1, 782.1, 782.2,  
52/783.11, 783.12, 474, 475.1, 778, 779;  
49/504, 501; 428/45

See application file for complete search history.

(56) **References Cited**

**U.S. PATENT DOCUMENTS**

D245,263 S *	8/1977	Andresen	.....	D25/48
D338,718 S *	8/1993	Izzo	.....	D25/48
D357,147 S *	4/1995	Keller	.....	D6/492
D361,835 S *	8/1995	Brandon	.....	D23/372
D418,334 S *	1/2000	Brandon	.....	D6/492
D429,432 S *	8/2000	Izzo	.....	D6/492
D495,061 S *	8/2004	Lynch et al.	.....	D25/48

D527,466 S *	8/2006	Lynch et al.	.....	D25/48
D534,660 S *	1/2007	Lynch	.....	D25/48
D543,641 S *	5/2007	Walsh et al.	.....	D25/48
D566,295 S *	4/2008	Walsh et al.	.....	D25/48
D582,701 S *	12/2008	Thompson	.....	D6/494
D583,068 S *	12/2008	Steiber et al.	.....	D25/48

\* cited by examiner

*Primary Examiner*—Caron Veynar

*Assistant Examiner*—Abraham Bahta

(57) **CLAIM**

The ornamental design for a double door for a postal sorting machine, as shown and described.

**DESCRIPTION**

The nature and intended use is as an access door for a cabinet in a postal sorting machine.

FIG. 1 is a front view of a double door showing our new design;


FIG. 2 is a top end view of the double door of FIG. 1; and,

FIG. 3 is a perspective view of a double door of the invention, shown as installed on a postal sorting machine cabinet, with the sorting machine cabinet shown in phantom lines.


The two undisclosed rear faces of the doors are substantially the same as the configuration as viewed from the outside thereof, without the handles.

The broken line showing of a postal sorting machine is included for the purpose of illustrating environmental structure and forms no part of the claimed design.

**1 Claim, 2 Drawing Sheets**







*Fig. 1*



*Fig. 2*



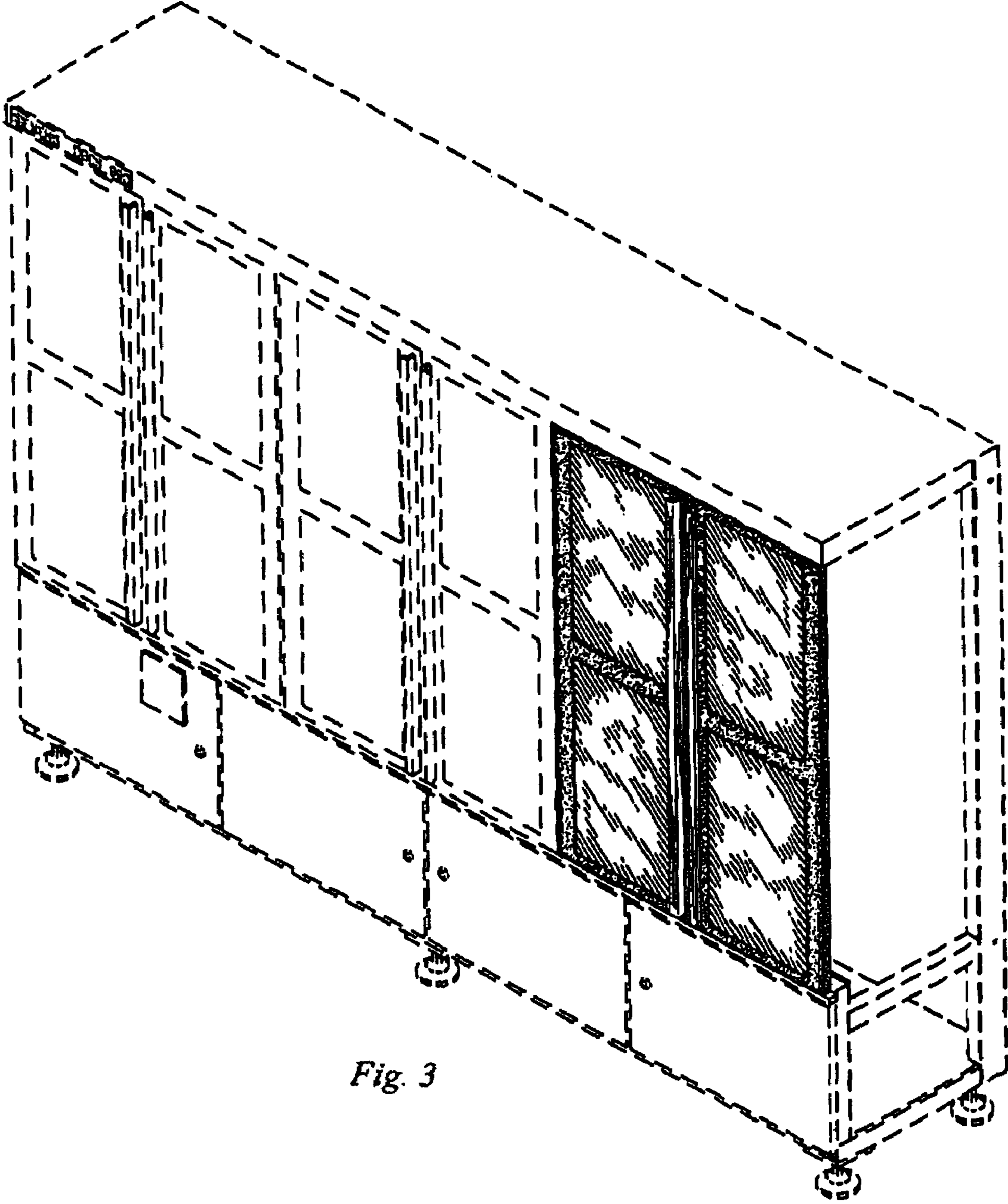


Fig. 3