



US00D603623S

(12) **United States Design Patent**
Obiorah

(10) **Patent No.:** **US D603,623 S**
(45) **Date of Patent:** **** Nov. 10, 2009**

(54) **BAR CABINET UNIT**

(76) Inventor: **Okechukwu Ambrose Obiorah**, 4
Garratt Road, Edgware (GB) HA8 9AW

(**) Term: **14 Years**

(21) Appl. No.: **29/313,924**

(22) Filed: **Feb. 20, 2009**

(30) **Foreign Application Priority Data**

Sep. 1, 2008 (GB) 4008763

(51) **LOC (9) Cl.** **06-04**

(52) **U.S. Cl.** **D6/445**

(58) **Field of Classification Search** D6/445,
D6/430, 432, 446, 467, 573, 514, 396; 248/310,
248/311.3, 311.2, 312, 312.1, 309.1; 312/102,
312/114, 204, 326; D7/701, 703, 620; 211/85.29,
211/60.1, 162, 86.01, 113, 59.2, 75, 71.01,
211/87.01, 94.01

See application file for complete search history.

(56) **References Cited**

U.S. PATENT DOCUMENTS

4,228,905 A * 10/1980 Cammarota 211/41.2
D259,452 S * 6/1981 Hoffman D6/514
D267,914 S * 2/1983 Lin D6/513
D269,926 S * 8/1983 White D6/514
D441,568 S * 5/2001 Masara D6/445
D441,986 S * 5/2001 Melillo D6/445
D446,407 S * 8/2001 Melillo D6/445
6,631,812 B2 * 10/2003 Ruiz 211/85.29
6,840,592 B2 * 1/2005 Kalieta et al. 312/326
7,131,545 B1 * 11/2006 Grogan 211/85.29

D553,876 S * 10/2007 Walker D6/432

* cited by examiner

Primary Examiner—Joel Sincavage
Assistant Examiner—Abraham Bahta

(57) **CLAIM**

The ornamental design for a bar cabinet unit, as shown.

DESCRIPTION

The claimed bar cabinet unit is used to display and store glasses.

FIG. 1 is a front elevational view for a bar cabinet unit showing my new design with the doors of the bar cabinet unit closed;

FIG. 2 is a front elevational view thereof with the display door of bar cabinet unit open

FIG. 3 is a left side elevational view thereof;

FIG. 4 is a right side elevational view thereof;

FIG. 5 is a rear elevational view thereof;

FIG. 6 is an isometric view from the rear thereof;

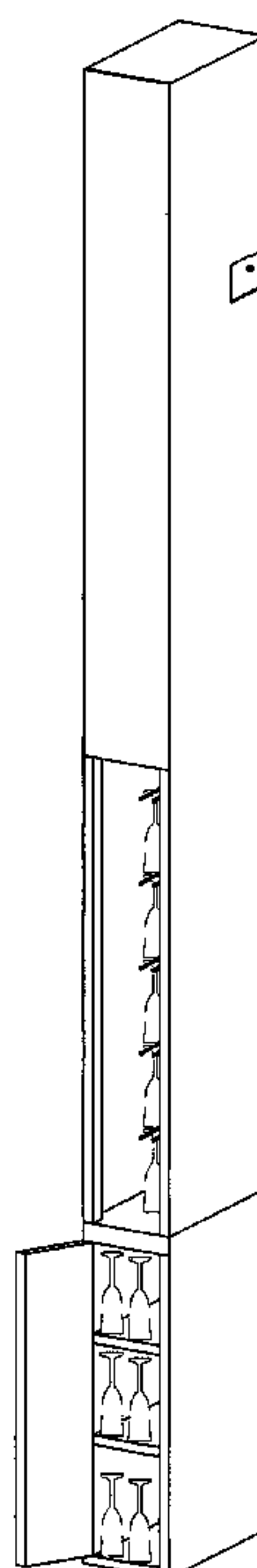
FIG. 7 is an isometric view from one side thereof with all the doors of the bar cabinet unit open;

FIG. 8 is a front elevational view thereof with display door of the bar cabinet unit open. Display glasses also added; and,

FIG. 9 is an isometric view from one side with all the doors of the bar cabinet unit open. Display glasses added and also added are the glasses in the storage.

The glasses are shown in broken lines for illustrative purposes only and form no part of the claimed design.

1 Claim, 3 Drawing Sheets



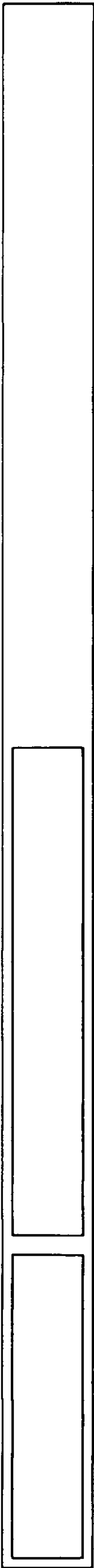


FIG. 1




FIG. 2




FIG. 3



FIG. 4




FIG. 5

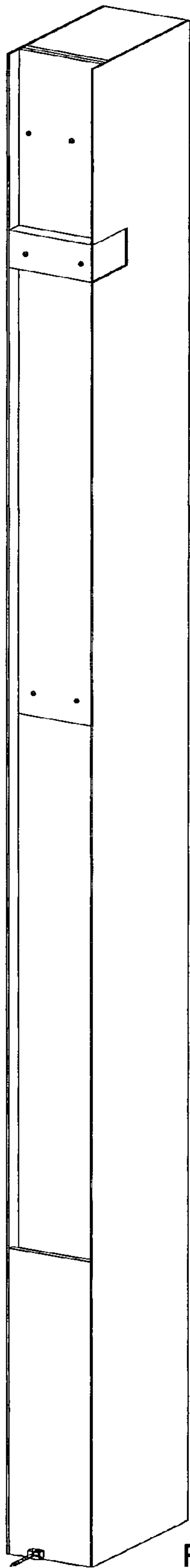


FIG. 6

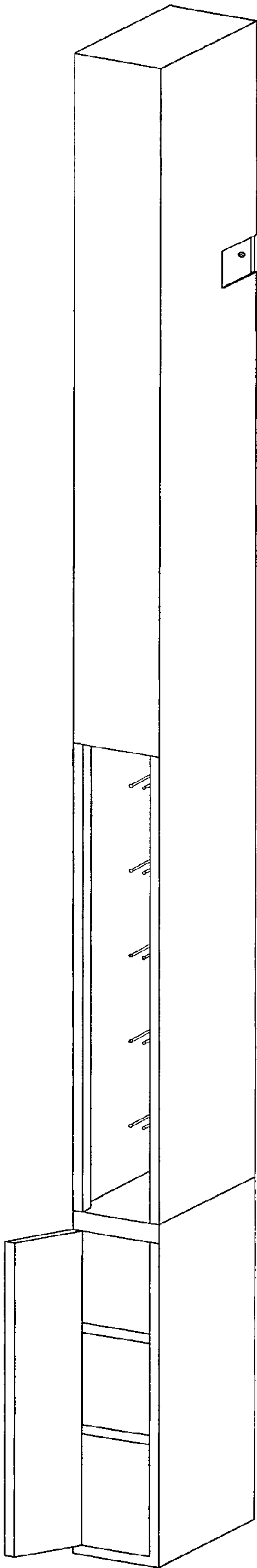


FIG. 7




FIG. 8

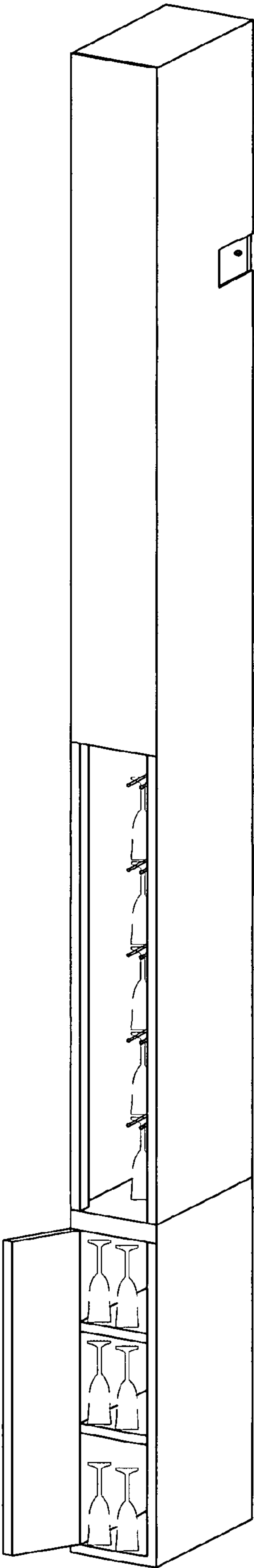


FIG. 9