



US00D603620S

(12) **United States Design Patent**  
**Natuzzi**

(10) **Patent No.:** **US D603,620 S**

(45) **Date of Patent:** **\*\* Nov. 10, 2009**

(54) **SOFA**

(75) Inventor: **Pasquale Natuzzi**, Bari (IT)

(73) Assignee: **Natuzzi S.p.A.** (IT)

(\*\*) Term: **14 Years**

(21) Appl. No.: **29/335,102**

(22) Filed: **Apr. 8, 2009**

(30) **Foreign Application Priority Data**

Oct. 8, 2008 (EM) ..... 001017412-0019

(51) **LOC (9) Cl.** ..... **06-01**

(52) **U.S. Cl.** ..... **D6/381**

(58) **Field of Classification Search** ..... D6/334,  
D6/349, 355, 364, 370, 374, 378, 381, 382,  
D6/383, 491, 495, 500-503; 297/68, 232,  
297/233, 353, 445.1, 448.1, 448.2, DIG. 7;  
5/12.1, 12.2

See application file for complete search history.

(56) **References Cited**

**U.S. PATENT DOCUMENTS**

D257,454 S *	10/1980	Nash	.....	D6/364
D283,275 S *	4/1986	Culler	.....	D6/371
D369,478 S *	5/1996	Riboldi	.....	D6/381
D388,630 S *	1/1998	Lowman et al.	.....	D6/381
D423,808 S *	5/2000	Natuzzi et al.	.....	D6/381
D427,445 S *	7/2000	Gomez	.....	D6/377
D429,081 S *	8/2000	Gomez	.....	D6/381
D439,431 S *	3/2001	Binder et al.	.....	D6/381
D441,978 S *	5/2001	Hutton	.....	D6/381
D445,588 S *	7/2001	Natuzzi et al.	.....	D6/381

D448,946 S *	10/2001	Goetz	.....	D6/381
D476,163 S *	6/2003	Ricci	.....	D6/381
D479,055 S *	9/2003	Nicoletti	.....	D6/381
D479,409 S *	9/2003	Nicoletti	.....	D6/381
D487,645 S *	3/2004	Natuzzi	.....	D6/381
D541,075 S *	4/2007	Natuzzi	.....	D6/381
D552,871 S *	10/2007	Natuzzi	.....	D6/381
D554,387 S *	11/2007	Nicoletti	.....	D6/381
D560,919 S *	2/2008	Simons, Jr.	.....	D6/381
D564,774 S *	3/2008	Woods et al.	.....	D6/381
D565,858 S *	4/2008	Natuzzi	.....	D6/381
D584,524 S *	1/2009	Ricci	.....	D6/381
D589,714 S *	4/2009	Cazares et al.	.....	D6/381
D590,167 S *	4/2009	Natuzzi	.....	D6/381

\* cited by examiner

*Primary Examiner*—Sandra Snapp

(74) *Attorney, Agent, or Firm*—St. Onge Steward Johnston & Reens LLC

(57) **CLAIM**

The ornamental design for a sofa, as shown and described.

**DESCRIPTION**

FIG. 1 is a front perspective view of a sofa in accordance with the new design;

FIG. 2 is a top plan view thereof;

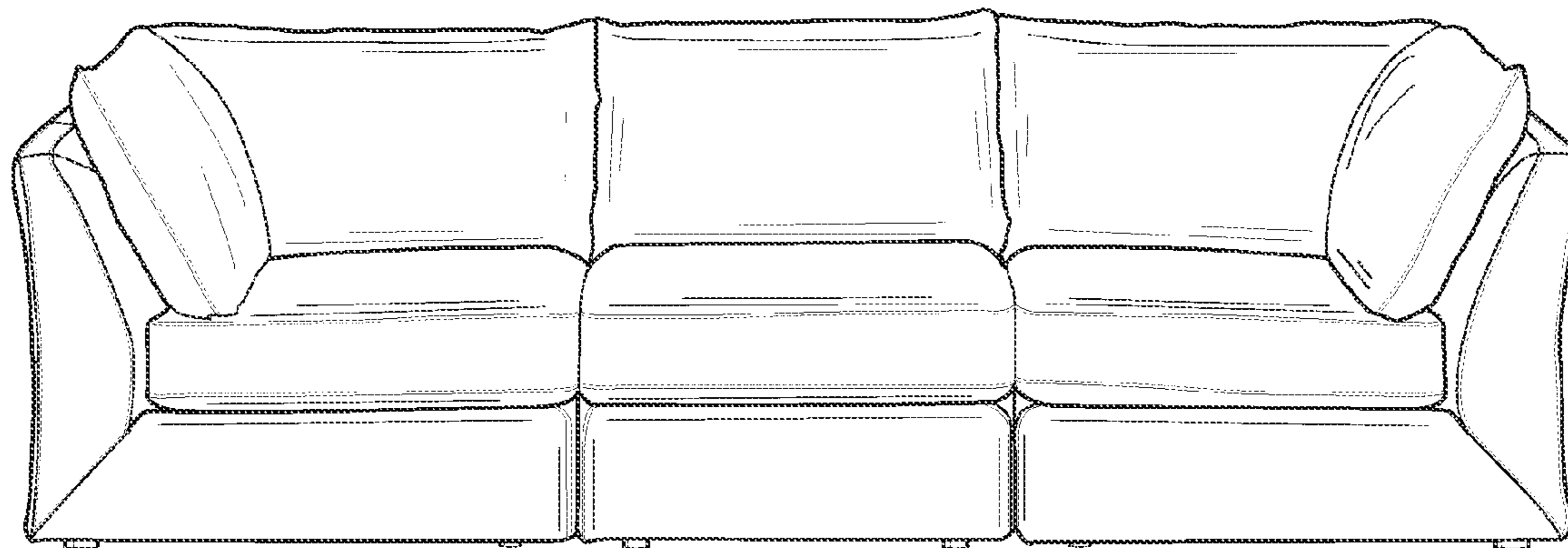
FIG. 3 is a back perspective view thereof; and,

FIG. 4 is a side elevation view, an opposite side elevation view being a mirror image thereof.

The dot-dashed lines shown in the drawings are for illustrative purposes only and form no part of the claimed design.

Broken lines on the sofa are understood to represent stitching.

**1 Claim, 2 Drawing Sheets**






FIG. 1




FIG. 2

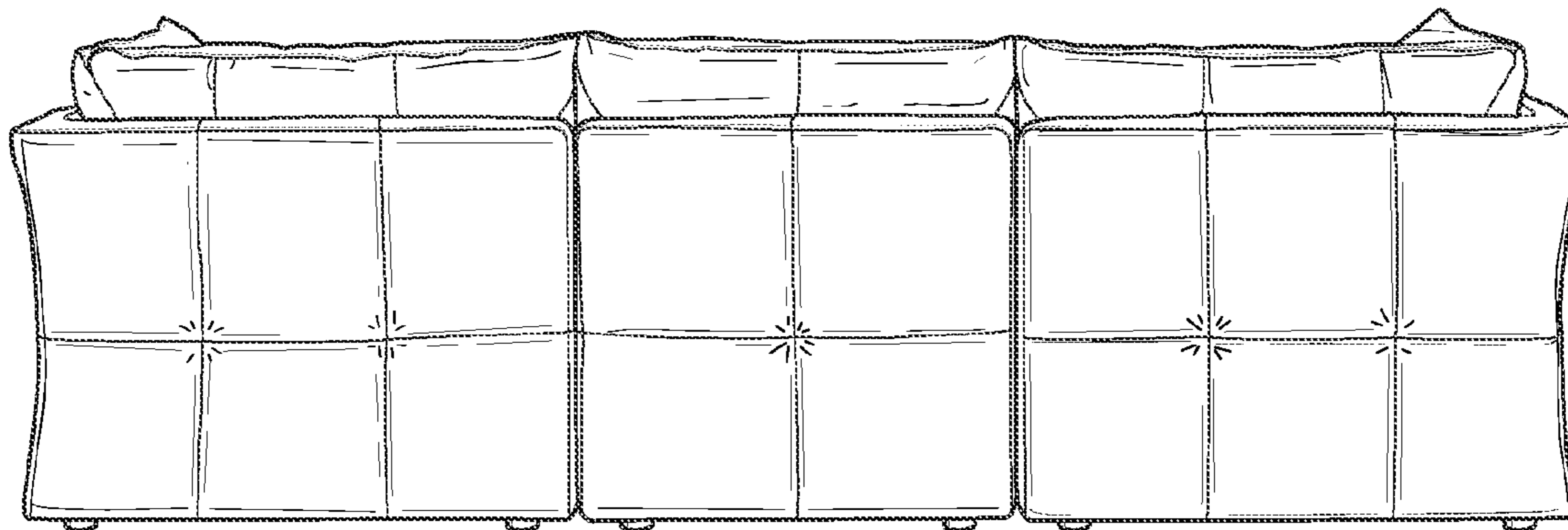


FIG. 3

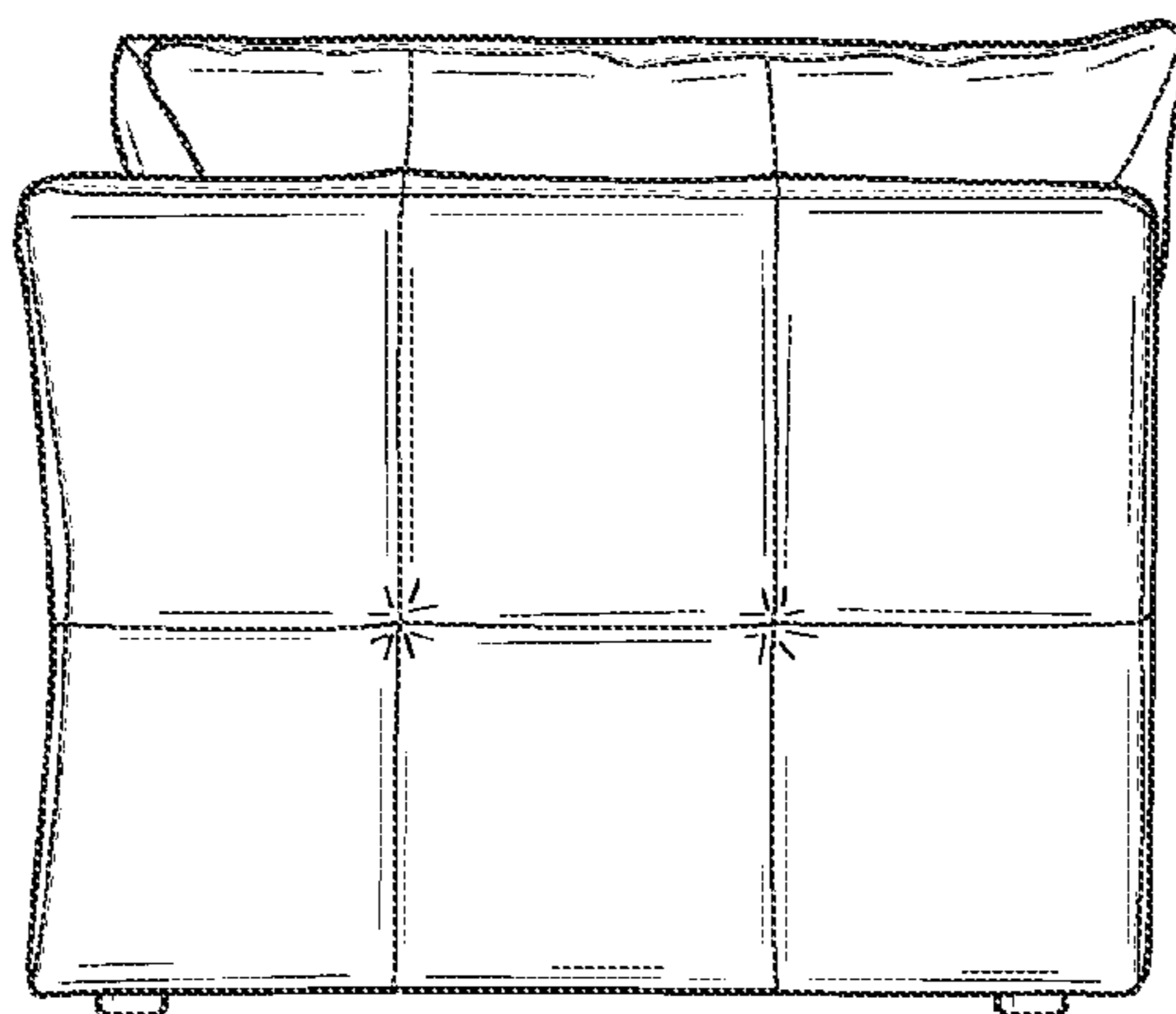


FIG. 4