



US00D603612S

(12) **United States Design Patent**  
**Schultz**

(10) **Patent No.:** **US D603,612 S**

(45) **Date of Patent:** **\*\* Nov. 10, 2009**

(54) **DECORATIVE CLOTHING APPLIQUE**

4,022,318 A \* 5/1977 Goodman ..... 206/223  
D265,008 S \* 6/1982 O'Bassey ..... D5/65

(76) Inventor: **Kirk Schultz**, 9200 Madison Ave., #197,  
Orangevale, CA (US) 95662

(Continued)

(\*\*) Term: **14 Years**

*Primary Examiner*—T. Chase Nelson

*Assistant Examiner*—Karen Acker

(21) Appl. No.: **29/298,370**

(74) *Attorney, Agent, or Firm*—Costello Law Corp.; John P.  
Costello; Pamela Bertani

(22) Filed: **Dec. 4, 2007**

(57) **CLAIM**

(51) **LOC (9) Cl.** ..... **05-02**

The ornamental design for decorative clothing appliqué, as  
shown and described.

(52) **U.S. Cl.** ..... **D5/63**

(58) **Field of Classification Search** ..... D5/1-8,  
D5/11, 12, 15, 18, 19, 20, 23-26, 30, 32,  
D5/33, 35, 39, 41, 43, 45, 47-54, 56, 57,  
D5/59-66, 99; D6/582, 583, 595, 596, 598,  
D6/603-606, 608, 613, 616, 617, 619, 622;  
D24/124-126; D25/142, 152; 5/413 AM,  
5/709; 139/416, 417, 424; 156/148, 209;  
428/17, 18, 154, 156, 171, 178, 187, 198,  
428/199, 542.2, 542.6, 190, 904.4, 919; 112/416;  
52/311.1-311.3; 66/193, 202; 434/95; D2/853,  
D2/864, 976; 2/122

See application file for complete search history.

**DESCRIPTION**

FIG. 1 is a perspective view of the decorative clothing appliqué of the present invention;

FIG. 2 is a front view of the decorative clothing appliqué of the present invention;

FIG. 3 is a right side view of the decorative clothing appliqué of the present invention with the left side being a mirror image thereof;

FIG. 4 is a top view of the decorative clothing appliqué of the present invention with the bottom being a mirror image thereof;

FIG. 5 is a rear view of the decorative clothing appliqué of the present invention;

FIG. 6 is a perspective view of the decorative clothing appliqué shown in a position of use; and,

FIG. 7 is an exploded perspective view showing installation of the decorative clothing appliqué of the present invention.


The broken lines in the drawings represent unclaimed portions of the decorative clothing appliqué. The broken line structures shown in FIGS. 6 and 7 are included for the purpose of showing the decorative clothing appliqué in a position of use and form no part of the claimed design. The broken line arrow in FIG. 7 shows the direction of assembly and forms no part of the claimed design.

(56) **References Cited**

U.S. PATENT DOCUMENTS

247,129	A	*	9/1881	Starkey	.....	2/246
D21,833	S	*	9/1892	Sacks	.....	D5/7
1,854,821	A	*	4/1932	Barker	.....	40/586
1,966,907	A	*	7/1934	Schneider	.....	428/156
2,028,740	A	*	1/1936	Devine	.....	428/55
D121,648	S	*	7/1940	Cosman	.....	D5/7
D134,174	S	*	10/1942	Keil	.....	D5/64
D136,375	S	*	9/1943	Bloom	.....	D6/616
D139,468	S	*	11/1944	Fixler	.....	D5/63
2,370,028	A	*	2/1945	Freiberg	.....	428/131
D143,397	S	*	1/1946	Cameron	.....	D2/976
D144,554	S	*	4/1946	Goldsmith	.....	D5/63
D162,719	S	*	4/1951	Feder	.....	D5/66
2,842,884	A	*	7/1958	Stevensen	.....	281/37
D199,484	S	*	11/1964	Engle	.....	D5/64
3,816,211	A	*	6/1974	Haigh	.....	156/219

**1 Claim, 2 Drawing Sheets**



# US D603,612 S

Page 2

## U.S. PATENT DOCUMENTS

4,420,175	A *	12/1983	Mowry, Jr. ....	283/93	D422,776	S *	4/2000	Jackson .....	D2/853
4,517,910	A *	5/1985	Jalowsky .....	112/439	D428,555	S *	7/2000	Du Grosriez .....	D5/63
D279,322	S *	6/1985	DiMaria .....	D5/65	6,263,817	B1 *	7/2001	Tajima et al. ....	112/475.22
5,149,388	A *	9/1992	Stahl .....	156/250	D472,718	S *	4/2003	Kian .....	D5/63
5,241,919	A *	9/1993	LaGreca .....	112/410	D489,164	S *	5/2004	Isom .....	D2/857
5,384,177	A *	1/1995	Rissmann .....	428/182	6,860,214	B1 *	3/2005	Wang .....	112/475.22
5,569,345	A *	10/1996	Kenyon .....	156/93	D579,194	S *	10/2008	Caylor .....	D2/976
5,635,001	A *	6/1997	Mahn, Jr. ....	156/93	7,467,593	B2 *	12/2008	Jurnovoy .....	112/475.18
5,698,276	A *	12/1997	Mirabitur .....	428/31	D591,994	S *	5/2009	Harris .....	D6/582
5,956,775	A *	9/1999	Ezra .....	2/227	2006/0157210	A1 *	7/2006	Mullally et al. ....	162/109
D421,198	S *	2/2000	Surface .....	D6/608					

\* cited by examiner

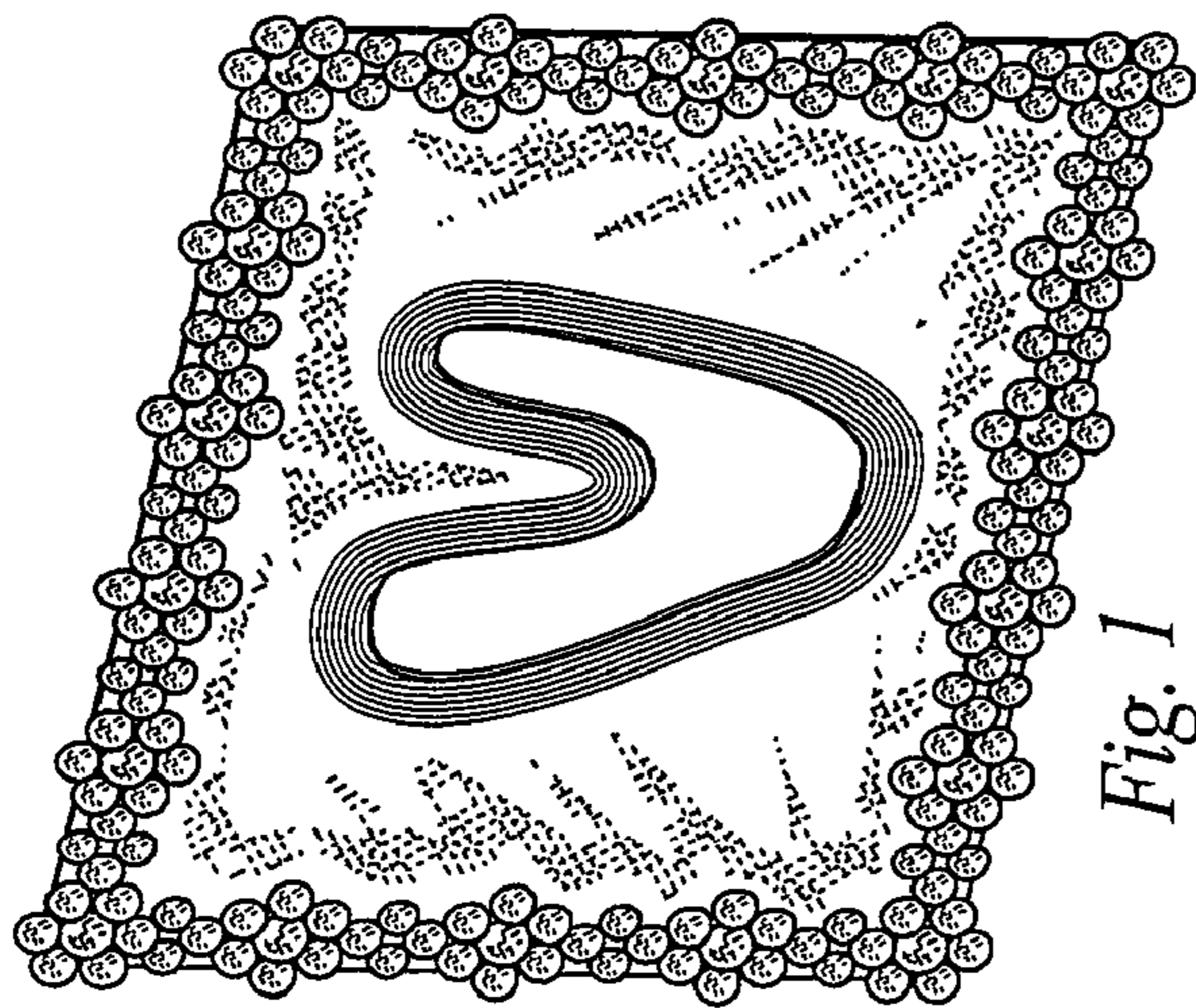


Fig. 1

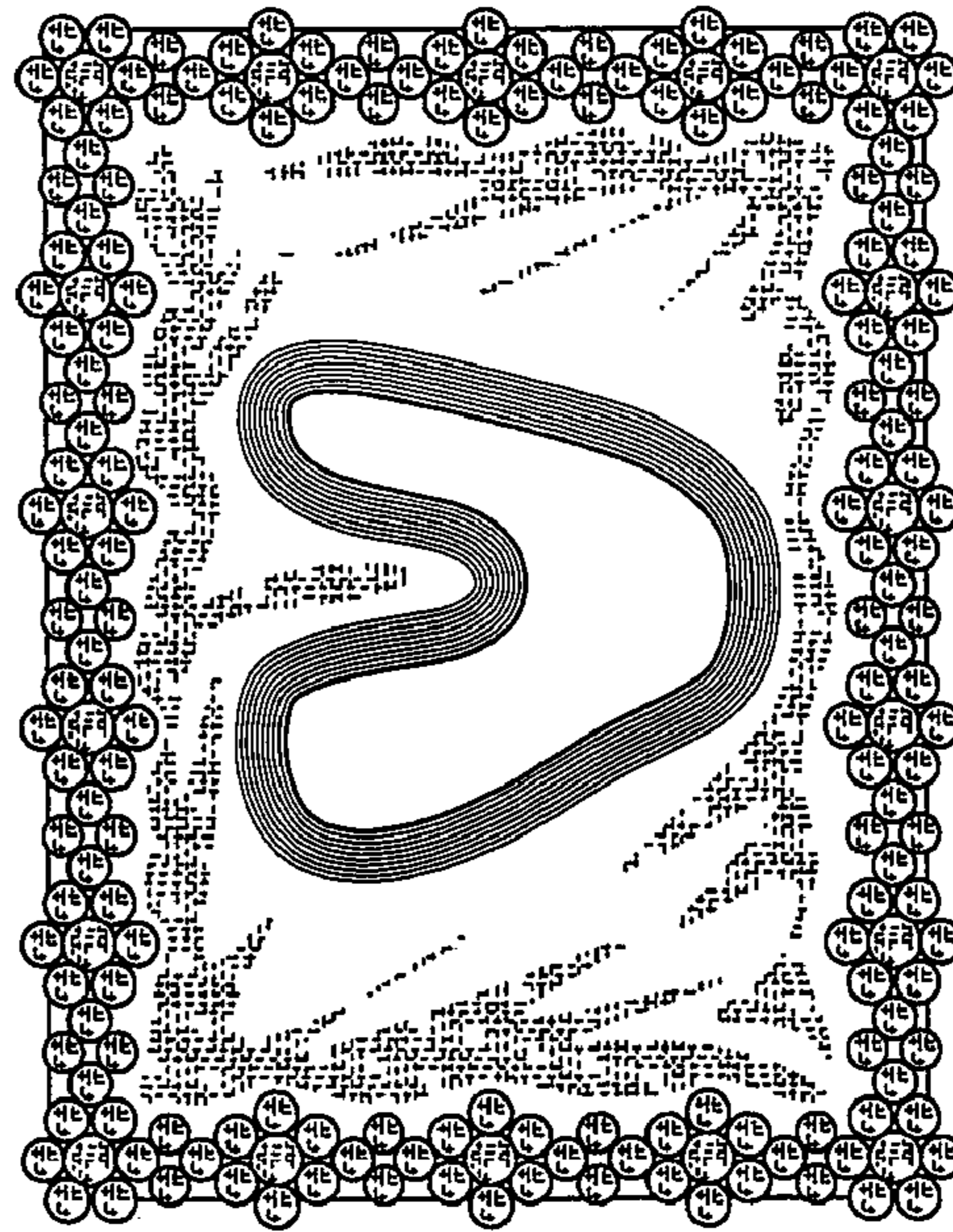


Fig. 2



Fig. 3



Fig. 4




Fig. 5




Fig. 6

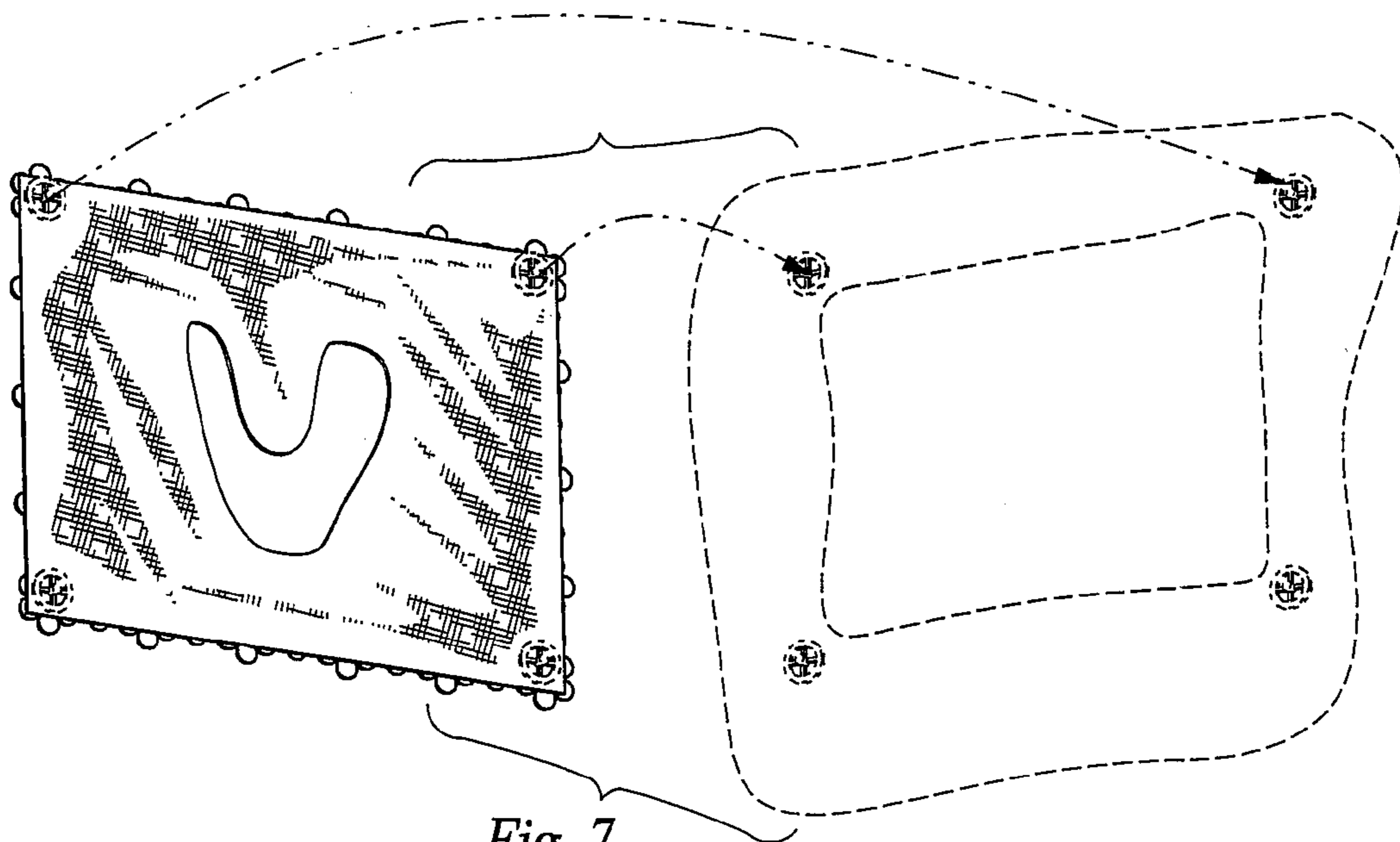


Fig. 7