



US00D603610S

(12) **United States Design Patent**
Dumler

(10) **Patent No.:** **US D603,610 S**

(45) **Date of Patent:** **** *Nov. 10, 2009**

(54) **COSMETIC APPLICATOR**

FOREIGN PATENT DOCUMENTS

(75) Inventor: **Norbert Dumler**, Ansbach (DE)

JP 07303518 A * 11/1995

JP 2002058538 A * 2/2002

JP 2007135964 A * 6/2007

(73) Assignee: **Geka Brush GmbH**,
Bechhofen-Waizendorf (DE)

* cited by examiner

(*) Notice: This patent is subject to a terminal disclaimer.

Primary Examiner—Melanie H Tung

Assistant Examiner—Lavone D Tabor

(**) Term: **14 Years**

(74) *Attorney, Agent, or Firm*—Browdy and Neimark, P.L.L.C.

(21) Appl. No.: **29/317,134**

(57) **CLAIM**

(22) Filed: **Apr. 23, 2008**

The ornamental design for a cosmetic applicator, as shown and described.

(30) **Foreign Application Priority Data**

DESCRIPTION

Oct. 23, 2007 (EM) 000813589-0001

(51) **LOC (9) Cl.** **04-02**

FIG. 1 is a front view of a cosmetic applicator, showing our new design;

(52) **U.S. Cl.** **D4/135**

FIG. 2 is a rear view thereof;

(58) **Field of Classification Search** D4/132,
D4/135; 15/159.1, 160, 171, 191.1, 192,
15/193; D28/7; 132/289, 290, 293, 313,
132/317, 320

FIG. 3 is an enlarged top view thereof;

FIG. 4 is an enlarged bottom view thereof;

FIG. 5 is a lateral view (right side) thereof;

FIG. 6 is a lateral view (left side) thereof; and,

FIG. 7 is a perspective view thereof.

See application file for complete search history.

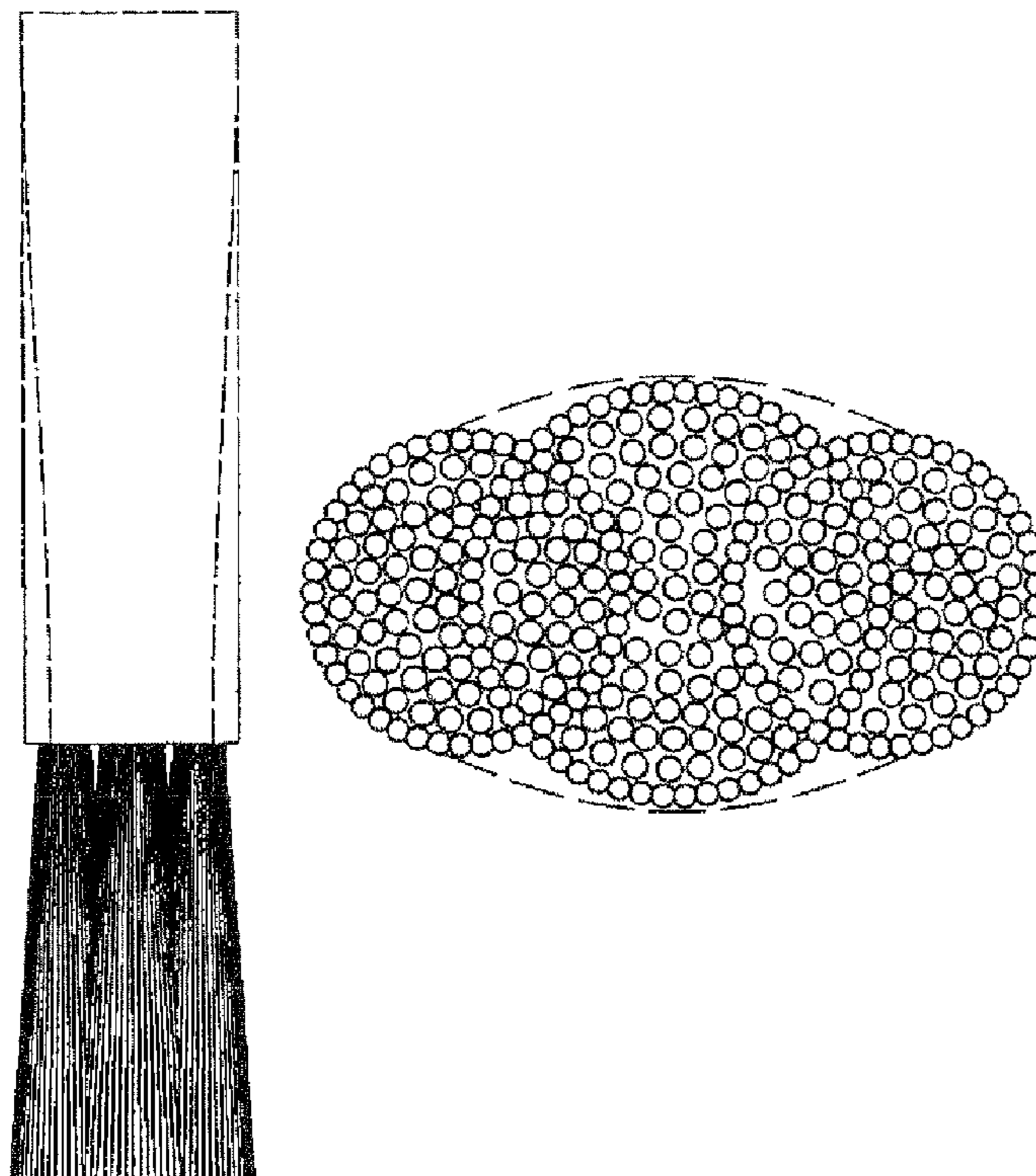
The broken lines are included for the purpose of illustrating that the handle portion of the applicator forms no part of the claimed design.

(56) **References Cited**

U.S. PATENT DOCUMENTS

1,367,753 A * 2/1921 Neff 15/171
1,850,233 A * 3/1932 Herman 15/176.2
6,298,863 B1 * 10/2001 Byun 132/294
6,312,182 B1 * 11/2001 Dumler 401/270

1 Claim, 3 Drawing Sheets






FIG. 1




FIG. 2

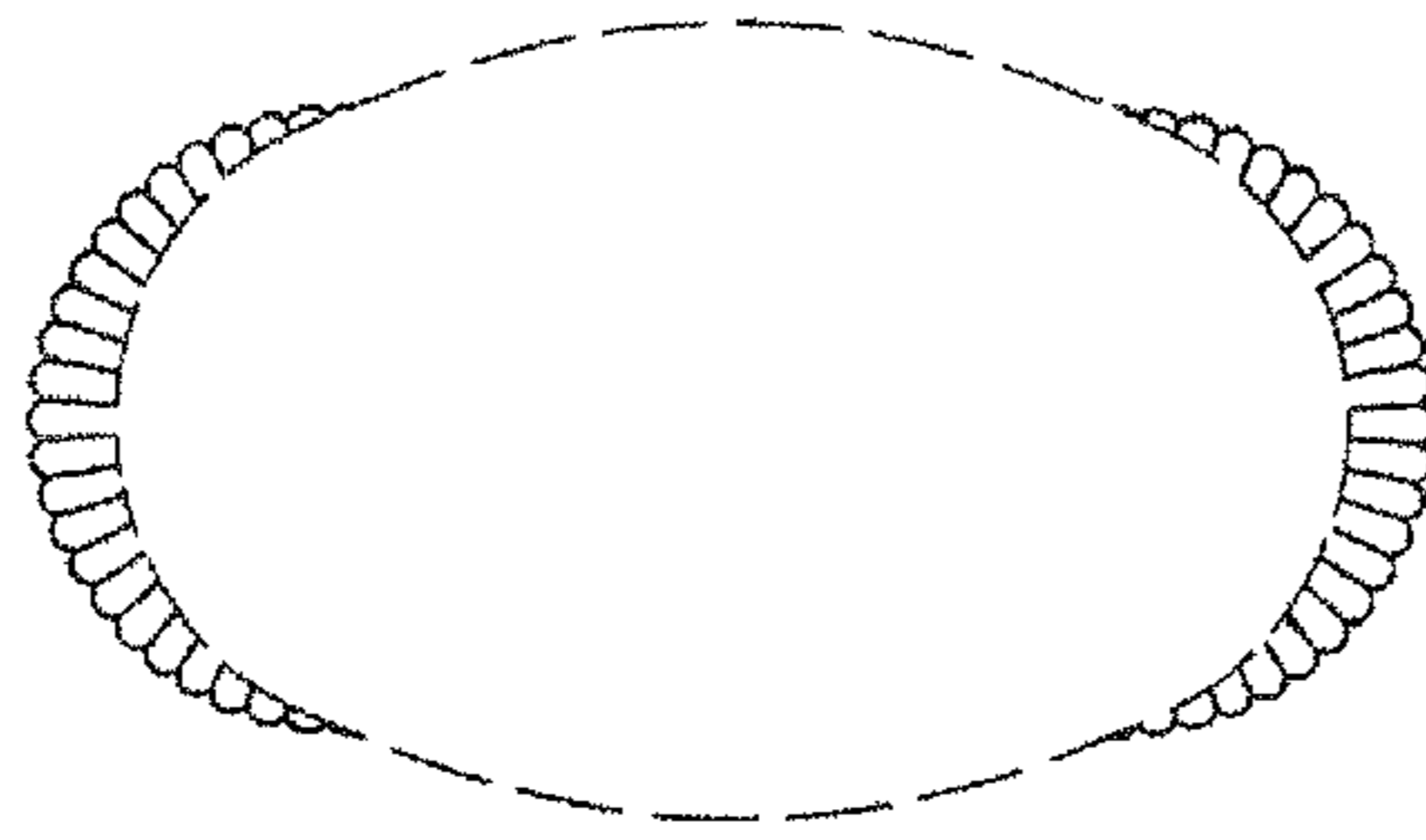


FIG. 3

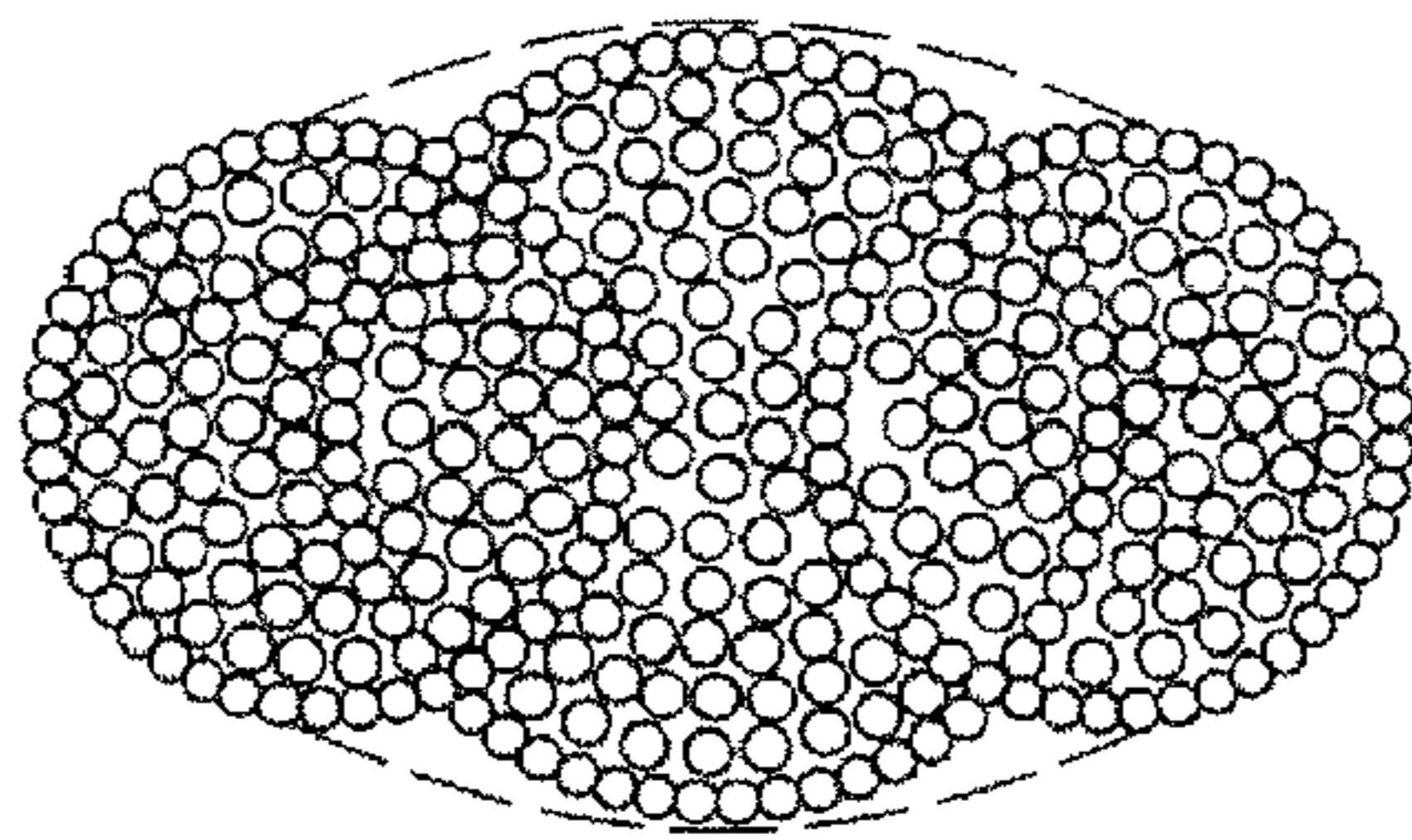


FIG. 4




FIG. 5



FIG. 6




FIG. 7