



US00D603608S

(12) **United States Design Patent**
Chu et al.

(10) **Patent No.:** **US D603,608 S**

(45) **Date of Patent:** **** Nov. 10, 2009**

(54) **LUGGAGE**

(75) Inventors: **David Ching Chi Chu**, New York, NY (US); **Michael Stefan Leoniak**, Rochester, MN (US)

(73) Assignee: **Tumi, Inc.**, South Plainfield, NJ (US)

(**) Term: **14 Years**

(21) Appl. No.: **29/333,488**

(22) Filed: **Mar. 10, 2009**

Related U.S. Application Data

(62) Division of application No. 29/303,292, filed on Feb. 5, 2008.

(51) **LOC (9) Cl.** **03-01**

(52) **U.S. Cl.** **D3/321**

(58) **Field of Classification Search** D3/321, D3/322, 276, 277, 278, 279, 283, 284, 285, D3/286, 318, 902; 190/18 A, 100, 103, 109, 190/110, 111, 112, 115, 119, 120, 122, 124
See application file for complete search history.

(56) **References Cited**

U.S. PATENT DOCUMENTS

D385,115 S	10/1997	Earl et al.
5,819,890 A	10/1998	Lin
5,875,876 A	3/1999	Wang
D440,764 S	4/2001	Cheng
D444,946 S	7/2001	Klamm
D460,618 S	7/2002	Szyf
6,431,334 B1	8/2002	Lin
D474,597 S	5/2003	Nykoluk
D485,681 S	1/2004	Fenton et al.
D495,879 S	9/2004	Bernbaum et al.
D498,055 S	11/2004	Fenton

D498,056 S	11/2004	Moon
D507,113 S	7/2005	Nykoluk
D515,814 S	2/2006	Fenton et al.
D531,411 S	11/2006	Fenton et al.
D534,353 S	1/2007	Hsieh
D540,036 S	4/2007	Newson
D547,065 S	7/2007	Fenton et al.
D554,862 S	11/2007	Hsieh
7,378,604 B2	5/2008	Truong
2007/0267262 A1	11/2007	Sederoff

OTHER PUBLICATIONS

Tumi "design in motion" product catalog from 1999.
First Tumi product catalog from 2001.
Second Tumi product catalog from 2001.
Tumi Business Collections product brochure (1999-2001).
Tumi Travel Collections product brochure (1999-2001).

Primary Examiner—Holly H Baynham

Assistant Examiner—Sheryl Lane

(74) *Attorney, Agent, or Firm*—Baker Botts L.L.P.

(57) **CLAIM**

The ornamental design for luggage, as shown and described.

DESCRIPTION

FIG. 1 is a perspective view of the luggage.

FIG. 2 is front view of the luggage of FIG. 1.

FIG. 3 is a rear view of the luggage of FIG. 1.

FIG. 4 is left side view of the luggage of FIG. 1.

FIG. 5 is right side view of the luggage of FIG. 1.

FIG. 6 is a top view of the luggage of FIG. 1; and,

FIG. 7 is a bottom view of the luggage of FIG. 1.

The broken line showing of the luggage is included for the purpose of illustrating portions of the article and forms no part of the claimed design.

1 Claim, 6 Drawing Sheets





FIG. 1

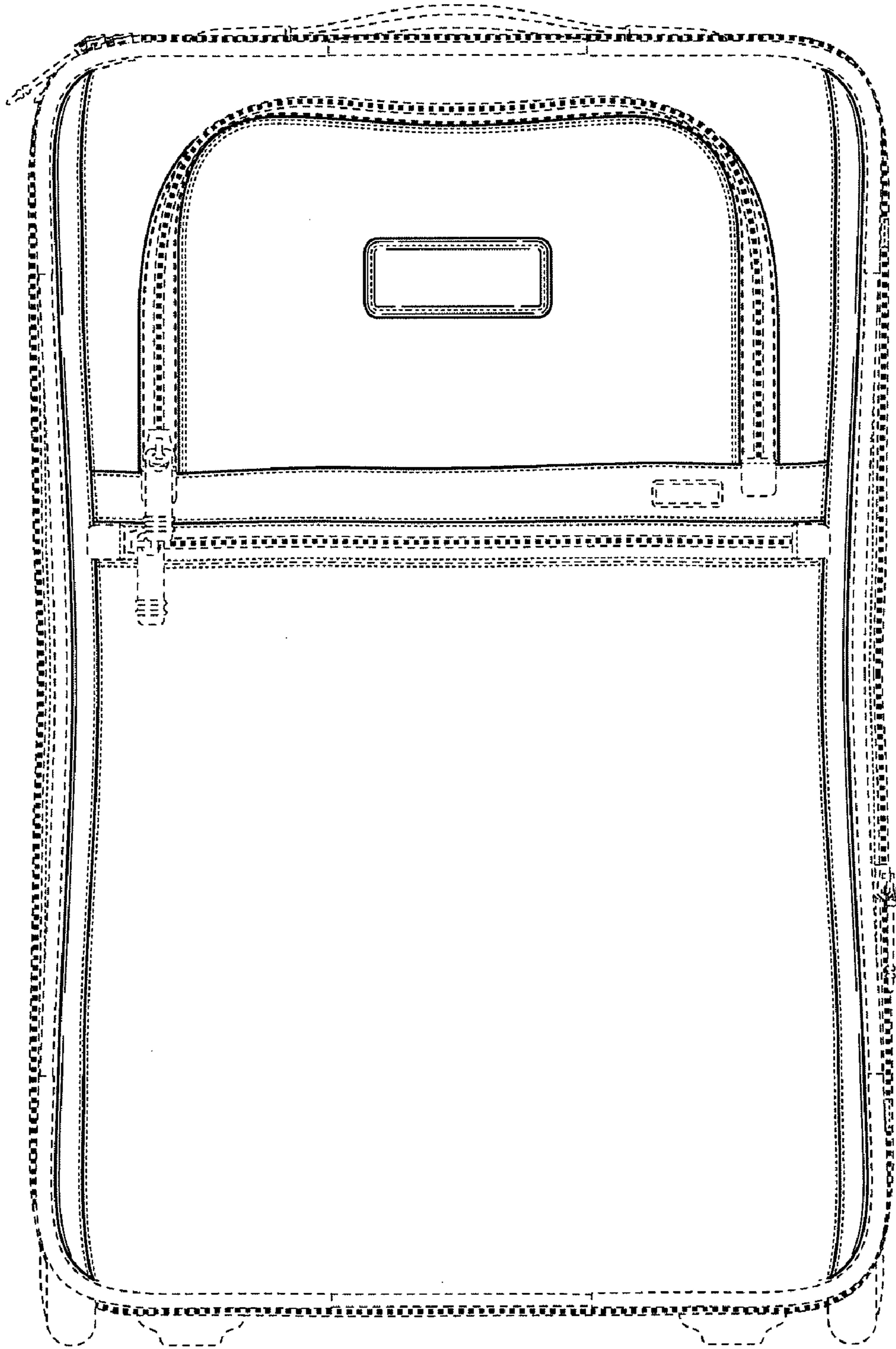


FIG. 2

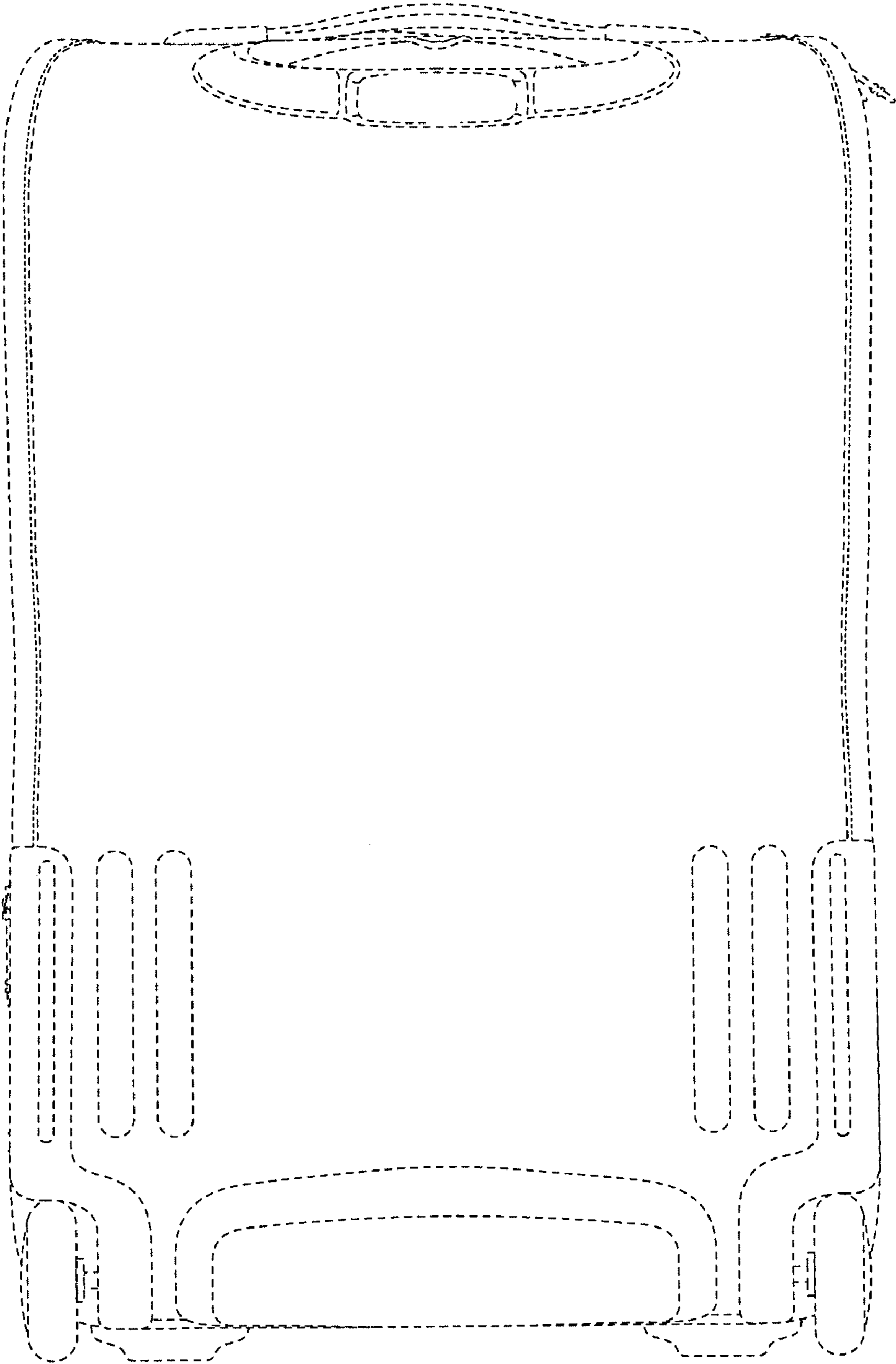


FIG. 3

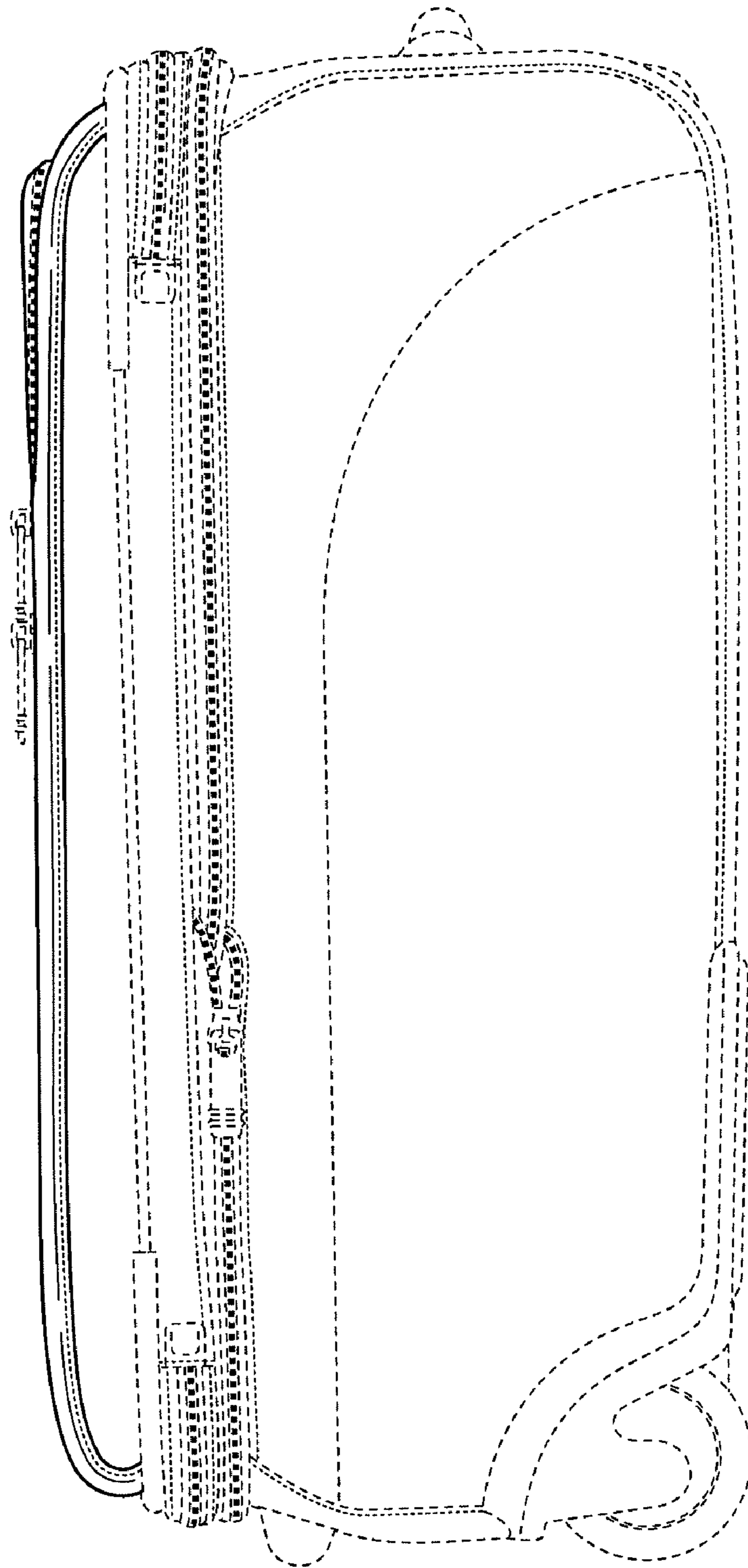


FIG. 4

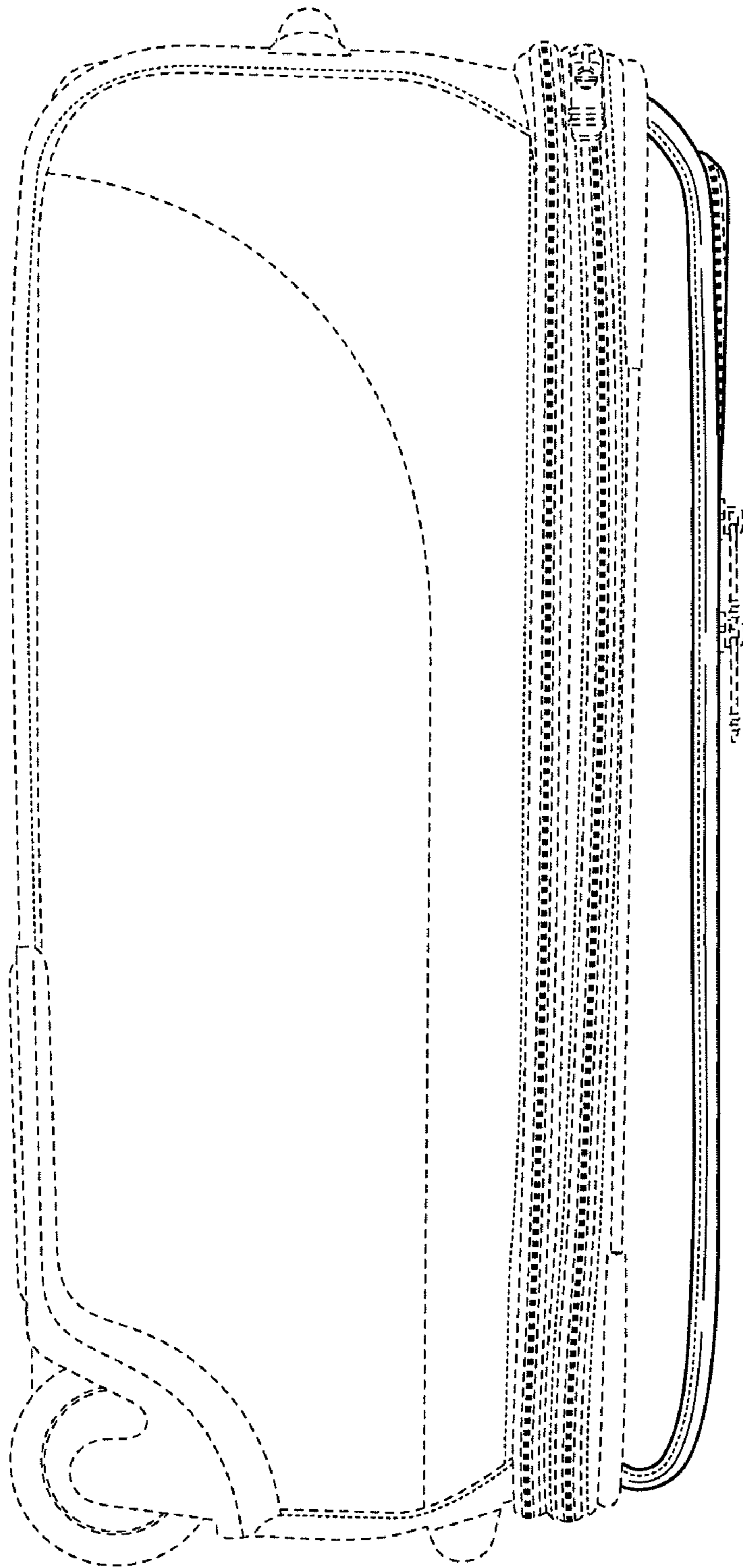


FIG. 5

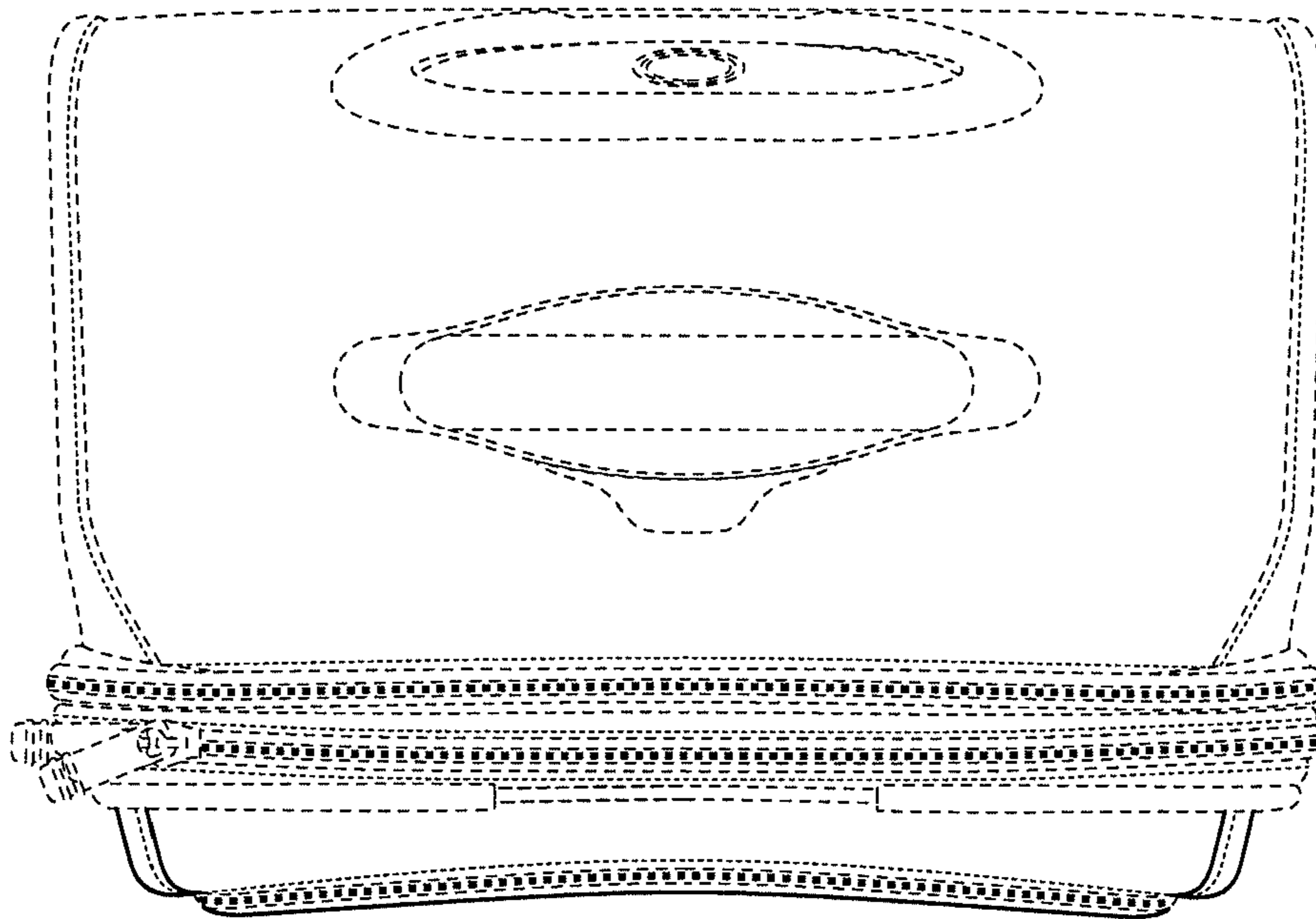


FIG. 6

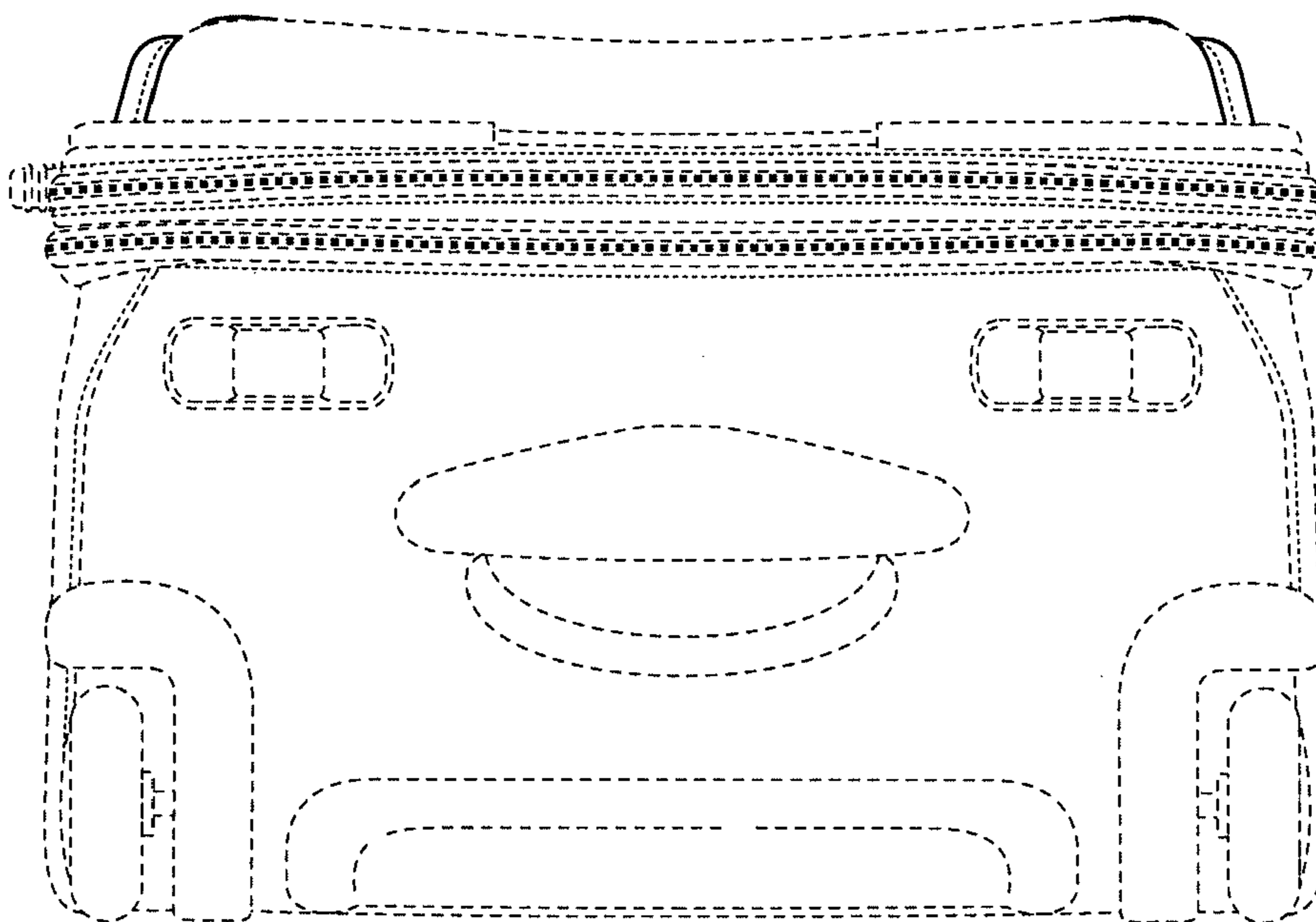


FIG. 7