



US00D603596S

(12) **United States Design Patent**
Feeney et al.

(10) **Patent No.:** **US D603,596 S**

(45) **Date of Patent:** **** Nov. 10, 2009**

(54) **GOLF SHOE UPPER**

(75) Inventors: **James M. Feeney**, Marion, MA (US);
John F. Lane, III, Weymouth, MA (US)

(73) Assignee: **Acushnet Company**, Fairhaven, MA
(US)

(**) Term: **14 Years**

(21) Appl. No.: **29/337,143**

(22) Filed: **May 15, 2009**

(51) **LOC (9) Cl.** **02-99**

(52) **U.S. Cl.** **D2/969**

(58) **Field of Classification Search** D2/896,
D2/902, 906-908, 943, 944, 969, 972-974;
36/45-49, 50.1, 77 M, 77 R, 83, 88, 113,
36/114, 126-131

See application file for complete search history.

(56) **References Cited**

U.S. PATENT DOCUMENTS

1,422,716	A	7/1922	Jones	
3,550,597	A	12/1970	Coplans	
D384,804	S *	10/1997	Cooper	D2/972
5,797,199	A	8/1998	Miller et al.	
5,926,974	A	7/1999	Friton	
5,979,083	A	11/1999	Robinson, Jr. et al.	
6,018,889	A	2/2000	Friton	
6,226,896	B1	5/2001	Friton	
D476,801	S *	7/2003	Robinson et al.	D2/969
6,817,117	B1	11/2004	Campbell	
D518,281	S *	4/2006	Lane et al.	D2/969
D524,016	S *	7/2006	Robinson et al.	D2/902
D533,706	S *	12/2006	Lane et al.	D2/906
7,143,529	B2	12/2006	Robinson, Jr. et al.	
D540,020	S *	4/2007	Lane, III	D2/969
D540,026	S *	4/2007	Lane et al.	D2/972
D541,025	S *	4/2007	Mochen	D2/969
D541,514	S *	5/2007	Lane, III	D2/969

D541,516	S *	5/2007	Lane, III	D2/969
D560,338	S *	1/2008	Lane, III	D2/969
D560,341	S *	1/2008	Mochen	D2/969
D560,342	S *	1/2008	Lane, III	D2/969
D560,343	S *	1/2008	Mochen	D2/969
D571,546	S *	6/2008	Lane, III	D2/969
D571,992	S *	7/2008	Robinson et al.	D2/969
D571,993	S *	7/2008	Erickson	D2/969
D571,995	S *	7/2008	Mochen	D2/969
D571,996	S *	7/2008	Lane, III	D2/969
D571,997	S *	7/2008	Teeter et al.	D2/969
D595,945	S *	7/2009	Mochen	D2/969
D595,946	S *	7/2009	Lane et al.	D2/969
D595,948	S *	7/2009	Bacon	D2/969
D595,949	S *	7/2009	Bacon	D2/969
2005/0217148	A1	10/2005	Connolly et al.	

* cited by examiner

Primary Examiner—Dominic Simone

(74) *Attorney, Agent, or Firm*—D. Michael Burns

(57) **CLAIM**

The ornamental design for a golf shoe upper, as shown and described.

DESCRIPTION

FIG. 1 is a top perspective view of a golf shoe upper showing our new design;

FIG. 2 is a front elevational view thereof;

FIG. 3 is a rear elevational view thereof;

FIG. 4 is a right side elevational view thereof;

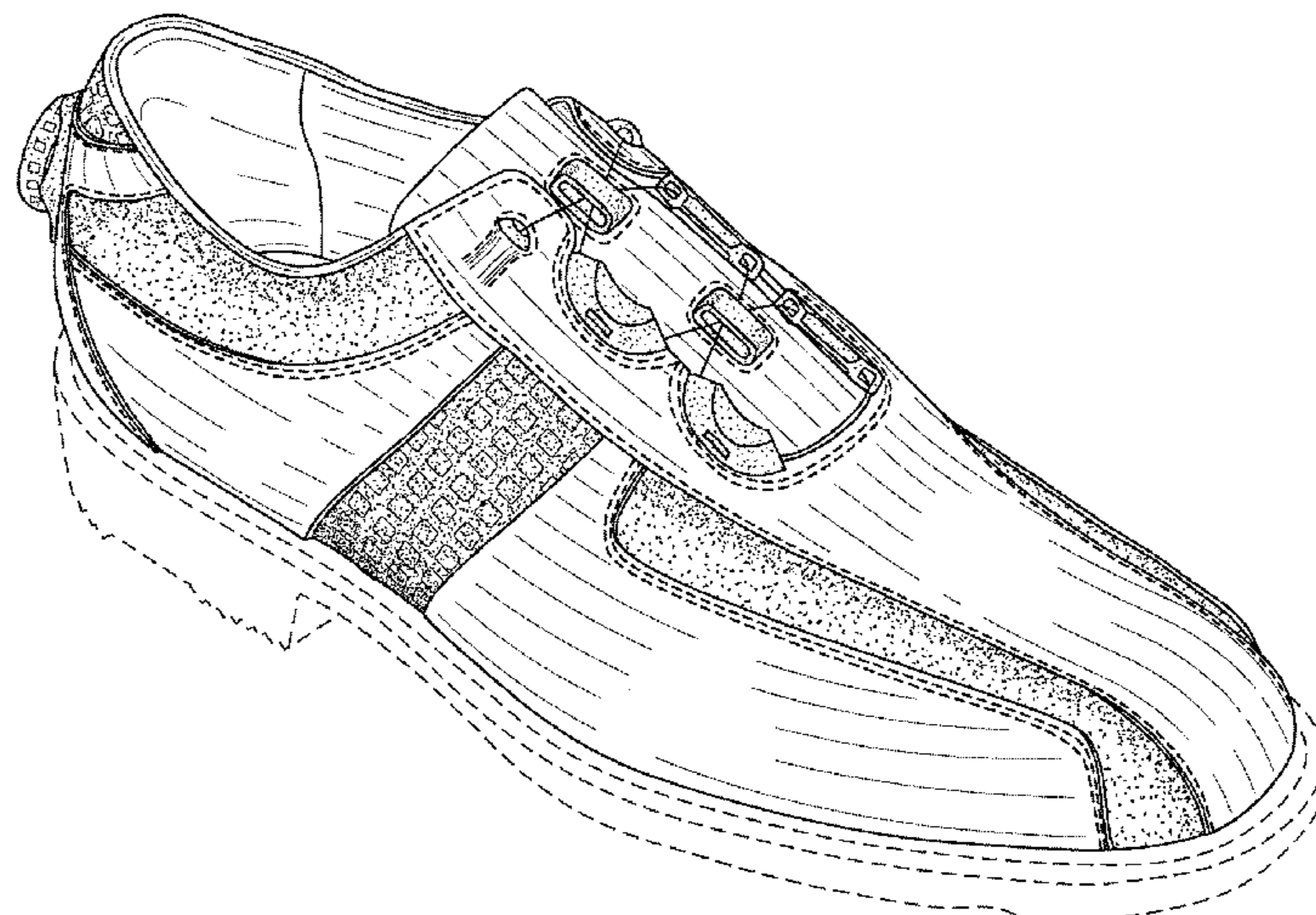
FIG. 5 is a top plan view thereof;

FIG. 6 is a bottom plan view thereof; and,

FIG. 7 is a left side elevational view thereof.

The broken line in FIGS. 1-7 showing a shoe outsole, including cleats, represents the portions of the design that form no part of the claim.

1 Claim, 3 Drawing Sheets



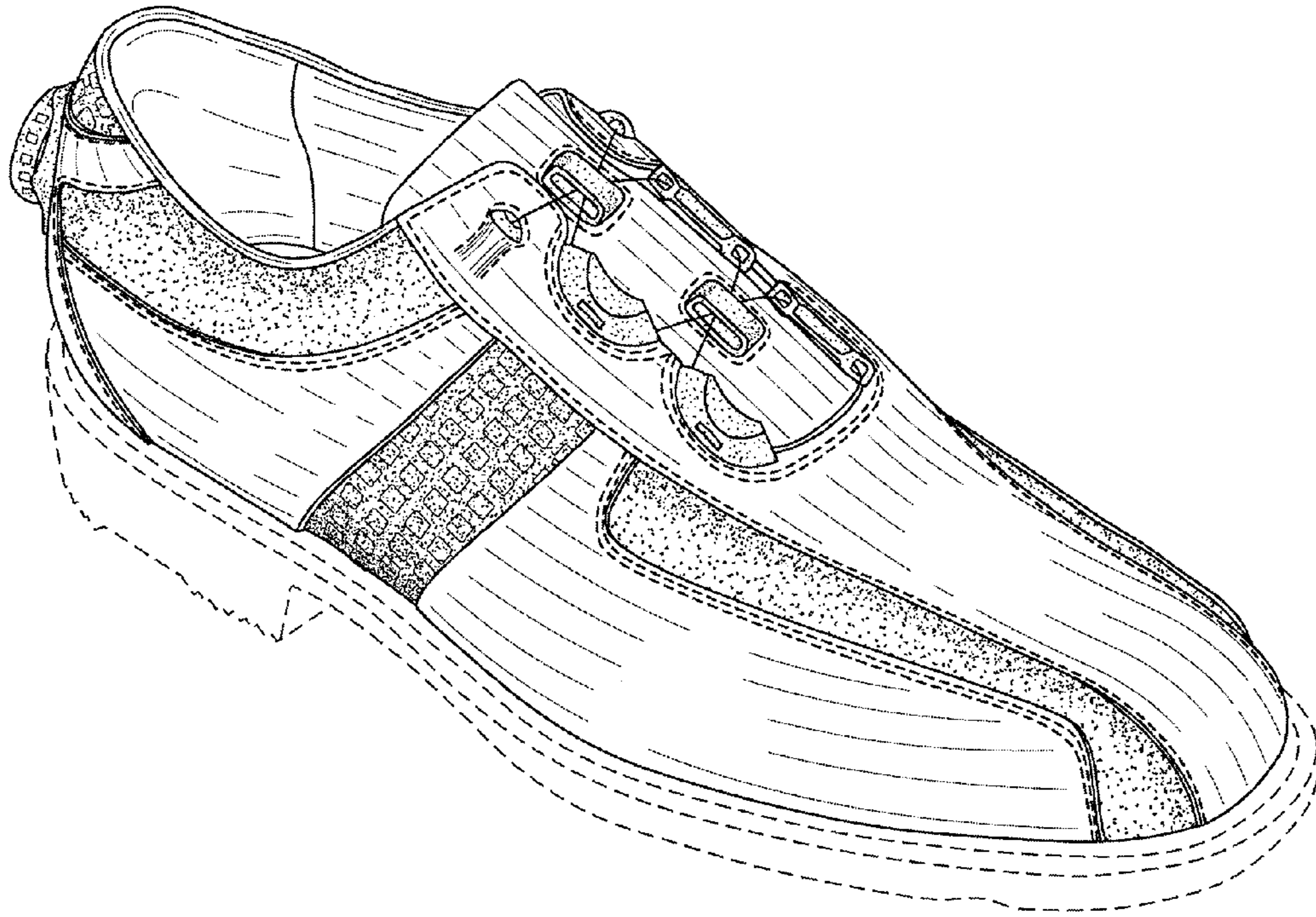


FIG. 1

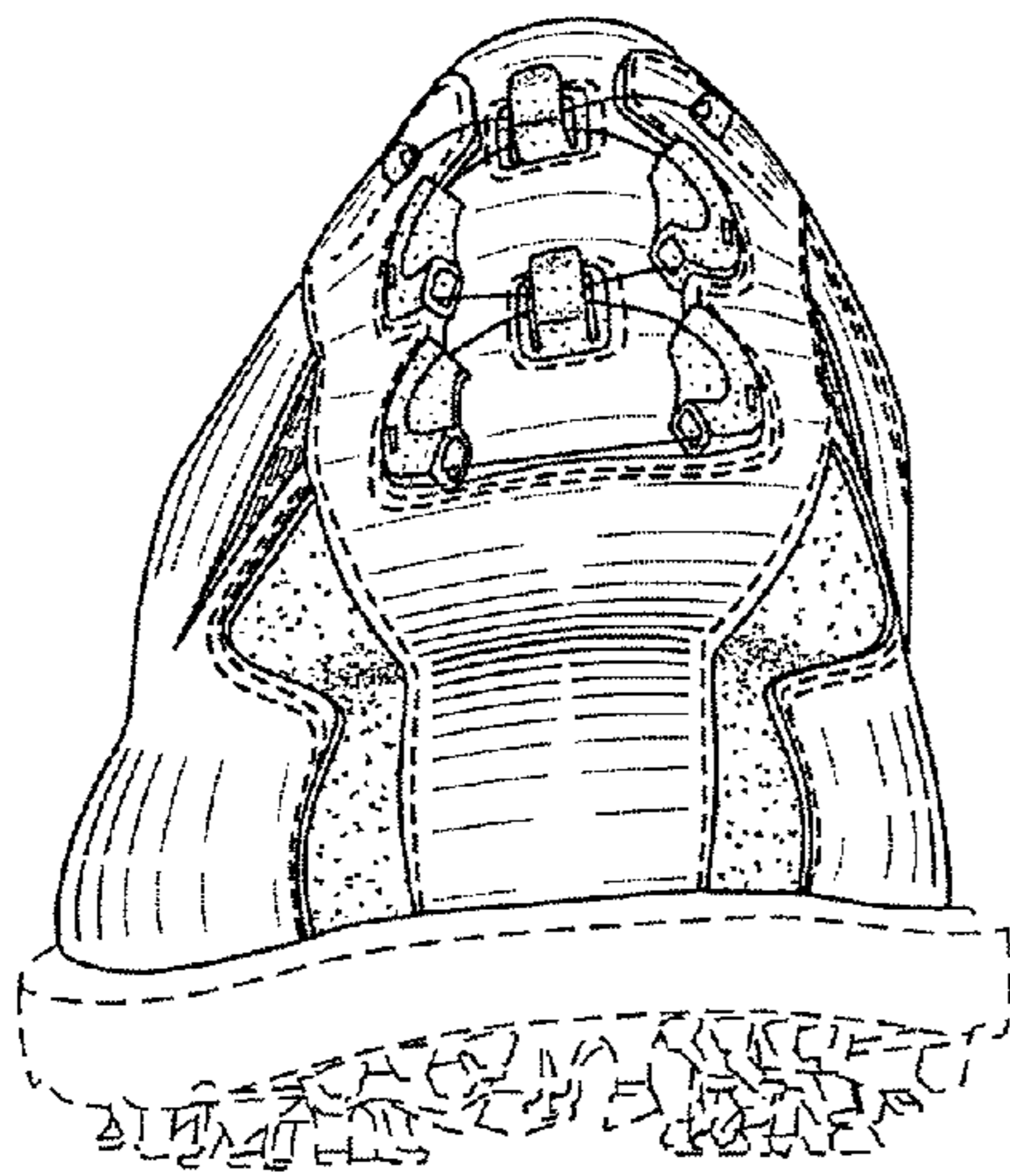


FIG. 2

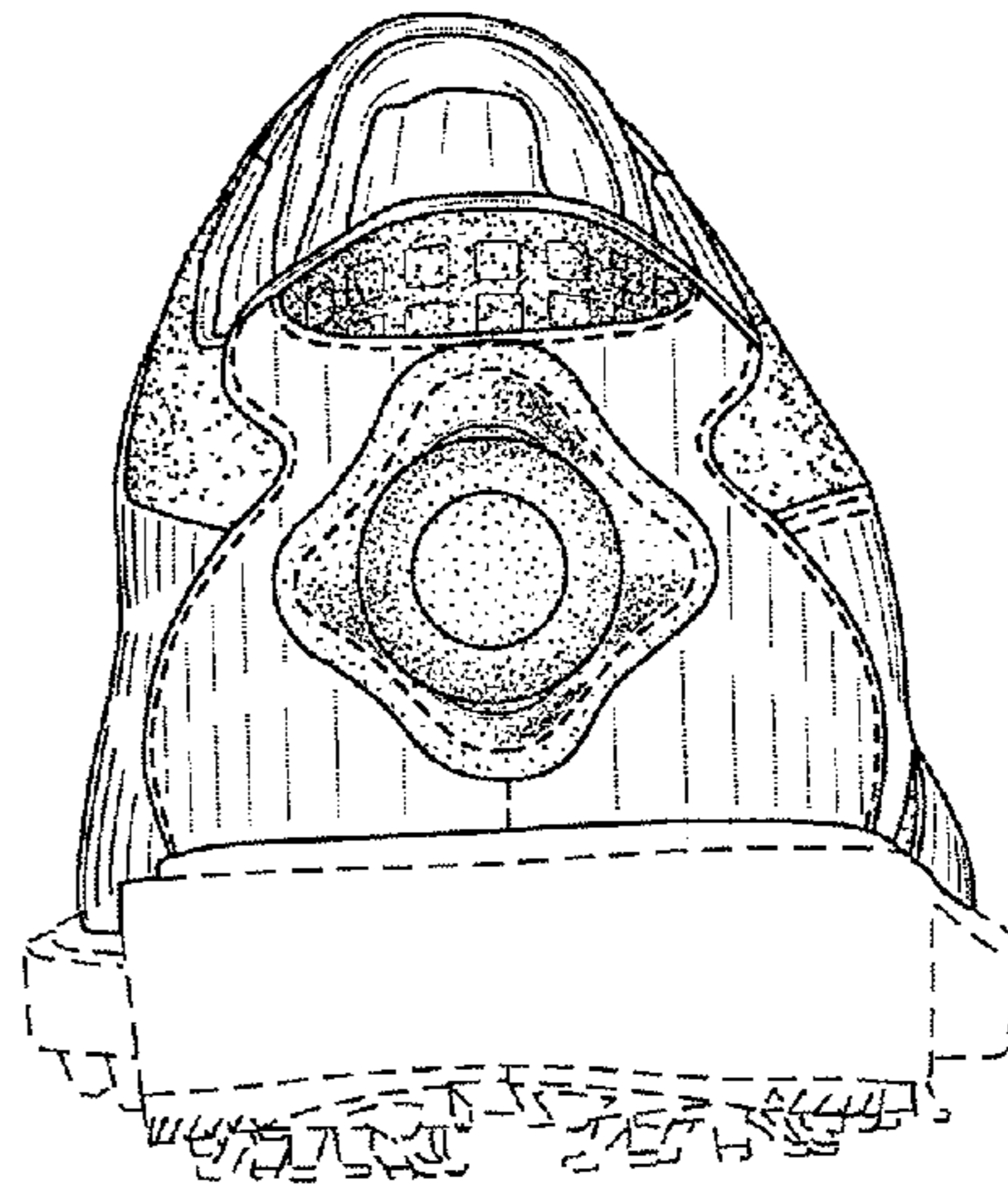


FIG. 3

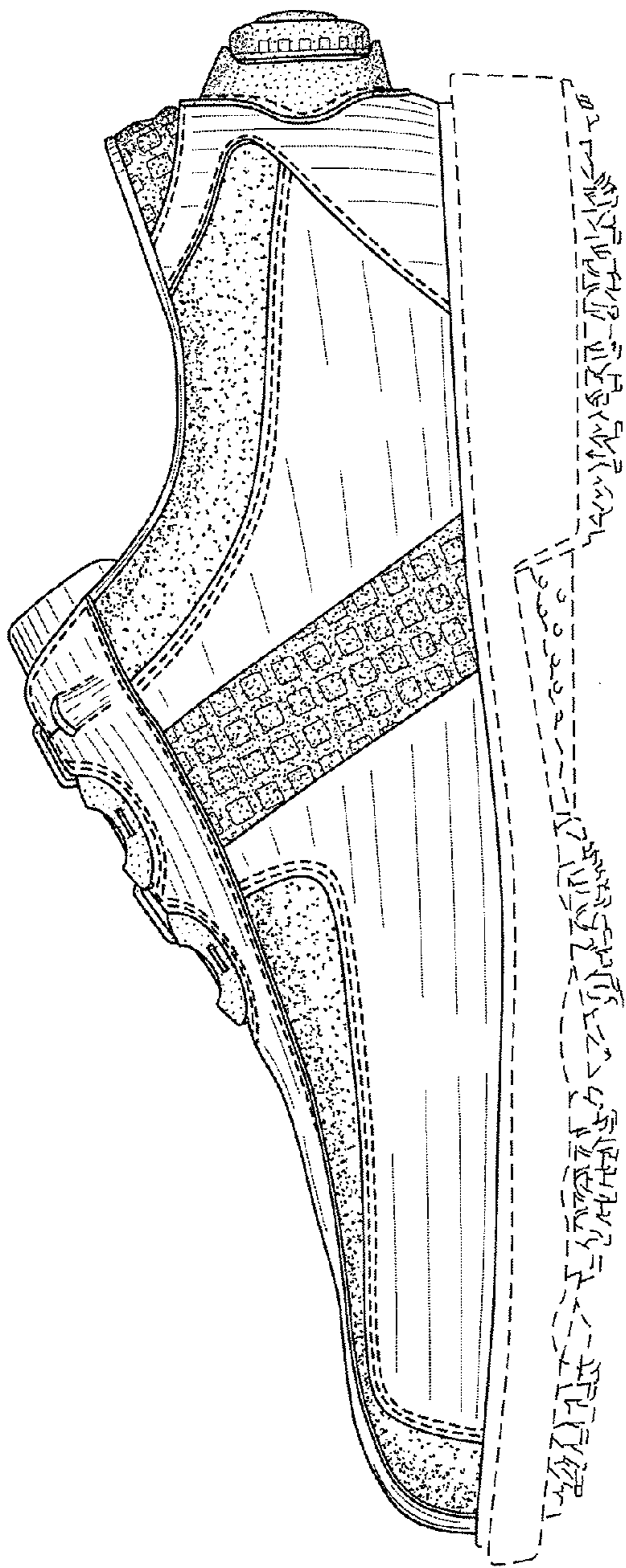


FIG. 4

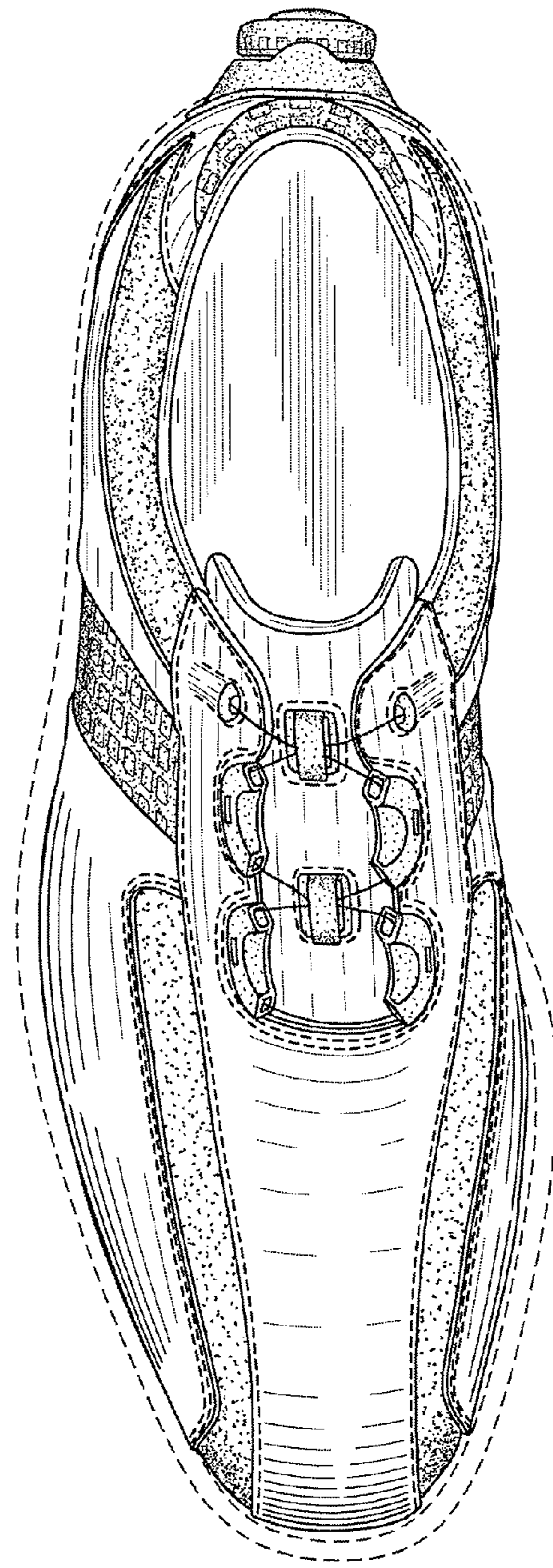


FIG. 5

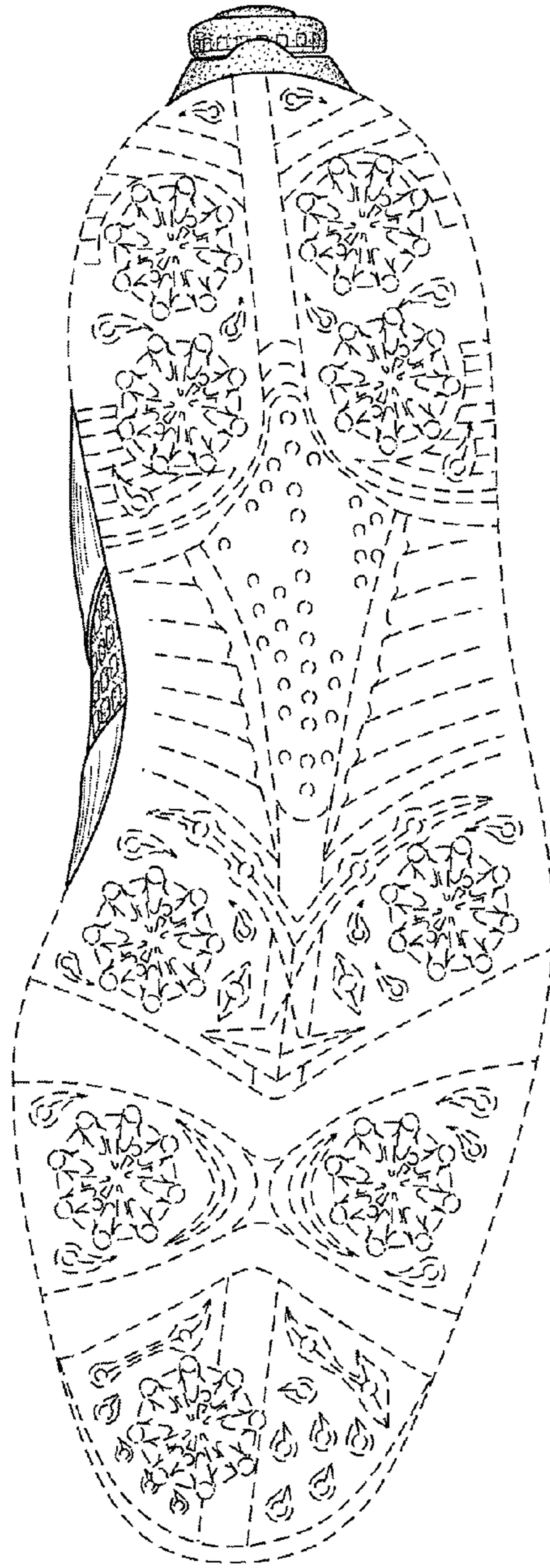


FIG. 6

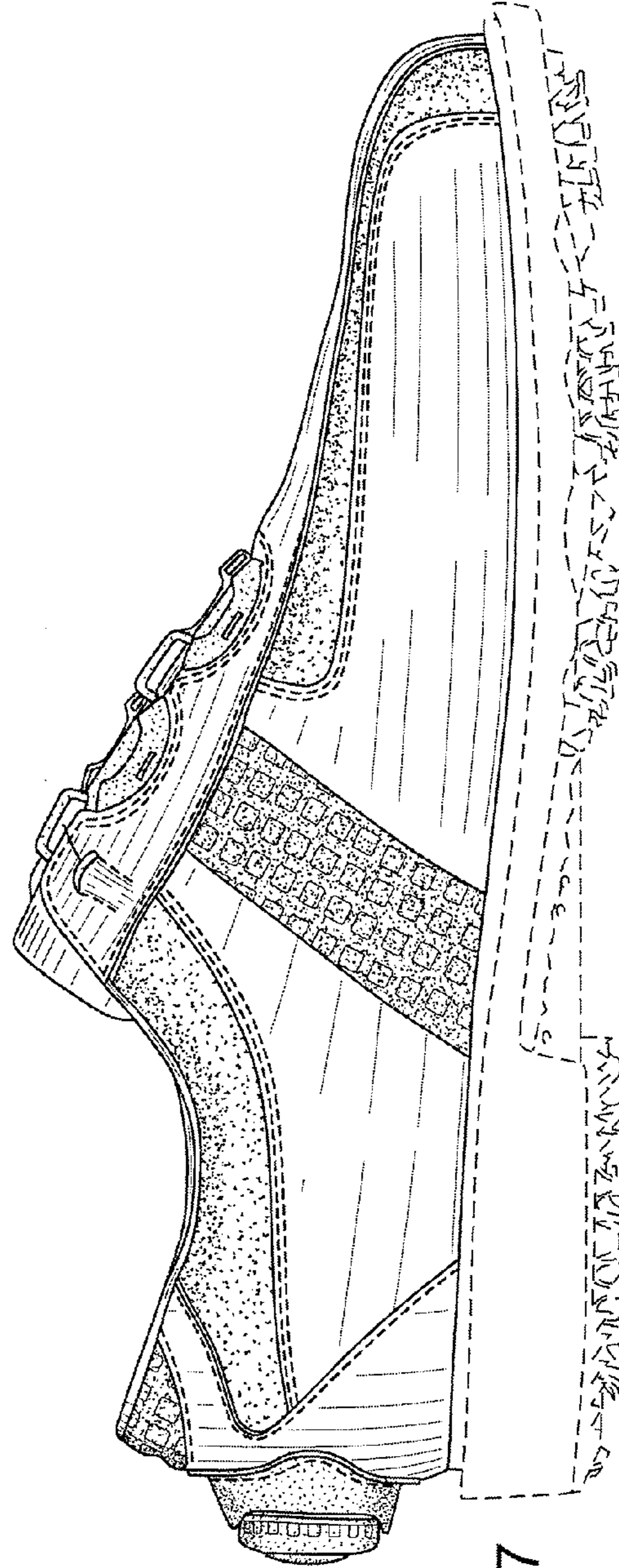


FIG. 7