



US00D603594S

(12) **United States Design Patent**
McClaskie

(10) **Patent No.:** **US D603,594 S**

(45) **Date of Patent:** **** Nov. 10, 2009**

(54) **OUTSOLE FOR A SHOE**

(75) Inventor: **Thomas E. McClaskie**, Bethlehem, PA
(US)

(73) Assignee: **Columbia Insurance Company**,
Omaha, NE (US)

(**) Term: **14 Years**

(21) Appl. No.: **29/331,475**

(22) Filed: **Jan. 27, 2009**

(51) **LOC (9) Cl.** **02-04**

(52) **U.S. Cl.** **D2/953; D2/951; D2/956**

(58) **Field of Classification Search** D2/902,
D2/951, 952, 953, 956, 957, 959, 960; 36/3 B,
36/22 R, 25 R, 28, 59 C

See application file for complete search history.

(56) **References Cited**

U.S. PATENT DOCUMENTS

D72,011 S *	2/1927	Grosjean	D2/952
D367,952 S *	3/1996	Shea	D2/908
D386,595 S *	11/1997	Teague	D2/960
6,065,230 A *	5/2000	James	36/25 R
D459,064 S	6/2002	McClaskie		
D465,079 S *	11/2002	Merceron	D2/954
D468,083 S	1/2003	Morais		
D472,037 S *	3/2003	Masullo	D2/953
D474,584 S	5/2003	Matis		
D489,520 S *	5/2004	Matis et al.	D2/952
6,836,979 B2 *	1/2005	Flavio et al.	36/103
D501,707 S	2/2005	Nakano		
D513,840 S	1/2006	Urie et al.		
D513,842 S *	1/2006	Paytavi	D2/957
D515,790 S *	2/2006	Romano et al.	D2/952
D529,265 S *	10/2006	Corbi Rico	D2/957
D545,534 S	7/2007	McClaskie		
D548,935 S	8/2007	McClaskie		

D549,432 S	8/2007	McClaskie		
D554,331 S *	11/2007	Matis	D2/952
D554,838 S	11/2007	McClaskie		
D554,840 S	11/2007	McClaskie		
D554,841 S *	11/2007	McClaskie	D2/960
D555,338 S *	11/2007	McClaskie	D2/952
D557,883 S *	12/2007	McClaskie	D2/952
D557,885 S *	12/2007	McClaskie	D2/953
D558,963 S *	1/2008	McClaskie	D2/952
D564,184 S *	3/2008	Issler	D2/896
D571,087 S *	6/2008	Dillenbeck et al.	D2/953
D571,088 S *	6/2008	St-Louis et al.	D2/953
D572,446 S *	7/2008	Schoenborn et al.	D2/953
D593,740 S *	6/2009	McClaskie	D2/957
2004/0098881 A1 *	5/2004	Flavio et al.	36/25 R

* cited by examiner

Primary Examiner—Celia A Murphy

(74) *Attorney, Agent, or Firm*—St. Onge Steward Johnston & Reens LLC

(57) **CLAIM**

The ornamental design for an outsole for a shoe, as shown and described.

DESCRIPTION

FIG. 1 is a bottom perspective view of an outsole for a shoe in accordance with my new design;

FIG. 2 is a bottom view thereof;

FIG. 3 is a left side view thereof;

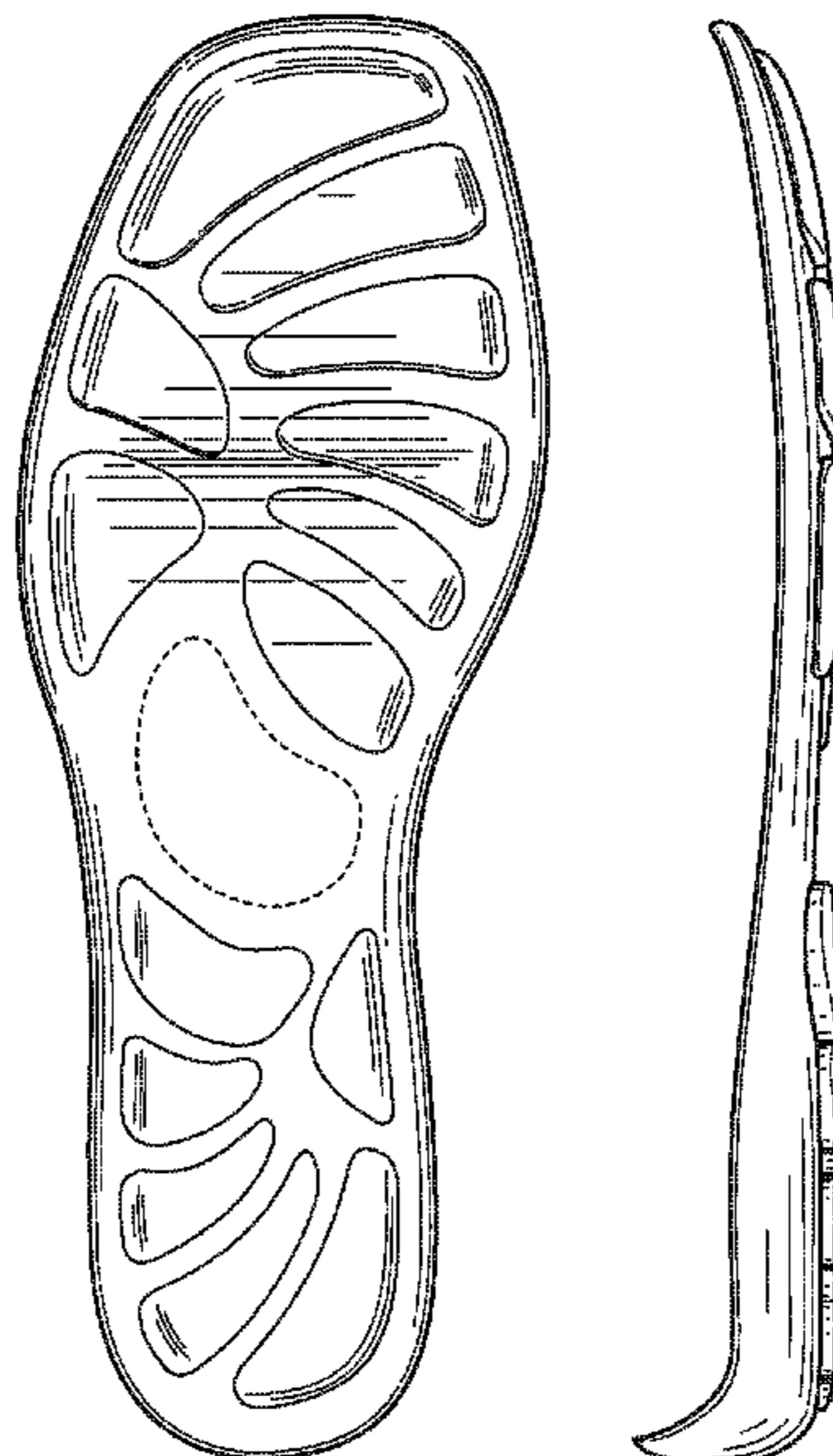
FIG. 4 is a right side view thereof;

FIG. 5 is a front view thereof; and,

FIG. 6 is a rear view thereof.

The broken lines shown in each arch area of FIGS. 1–2 represent boundaries of the design with the lines themselves and the areas within them forming no part of the claim.

1 Claim, 4 Drawing Sheets



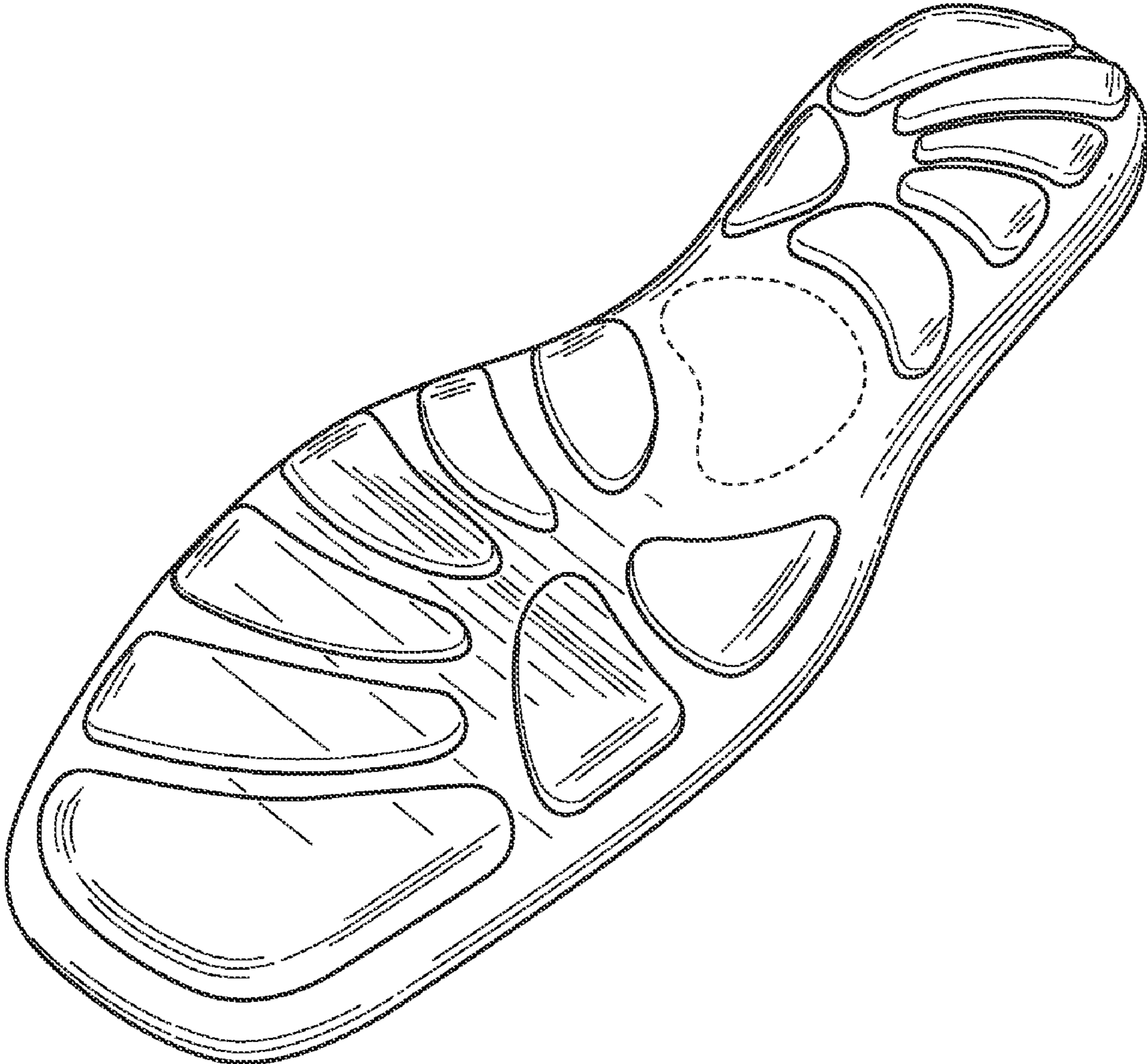


FIG. 1

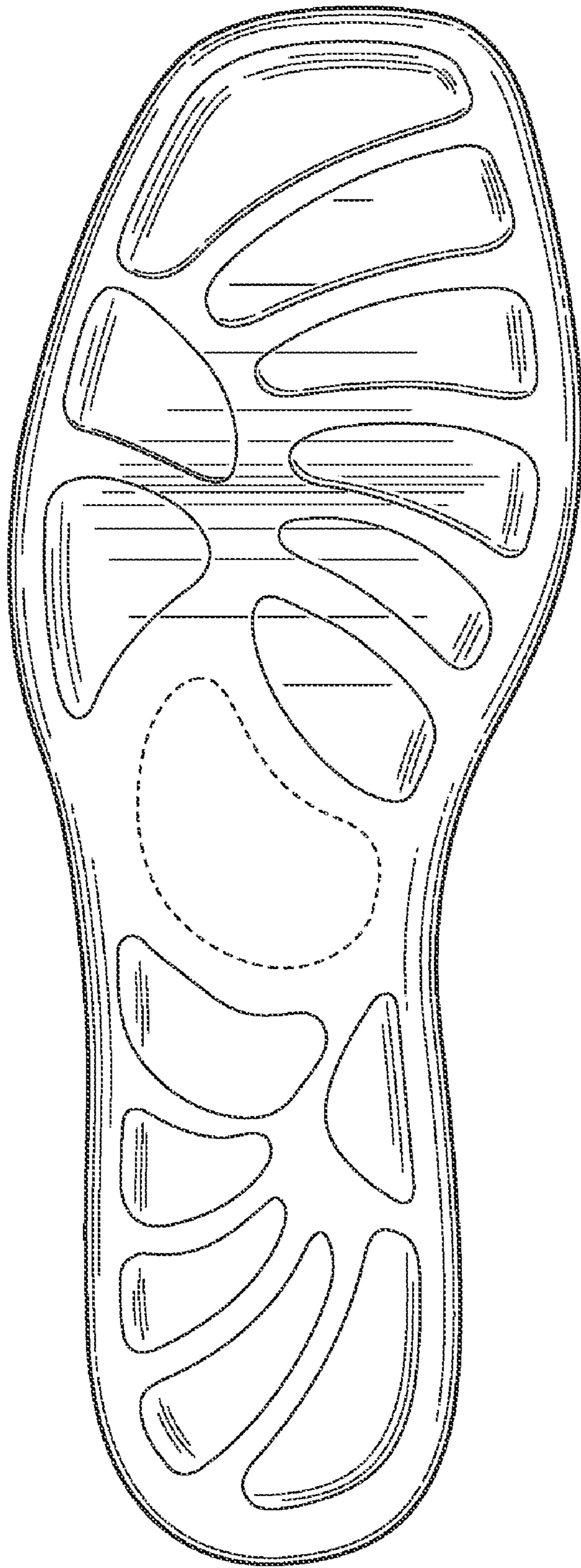


FIG. 2

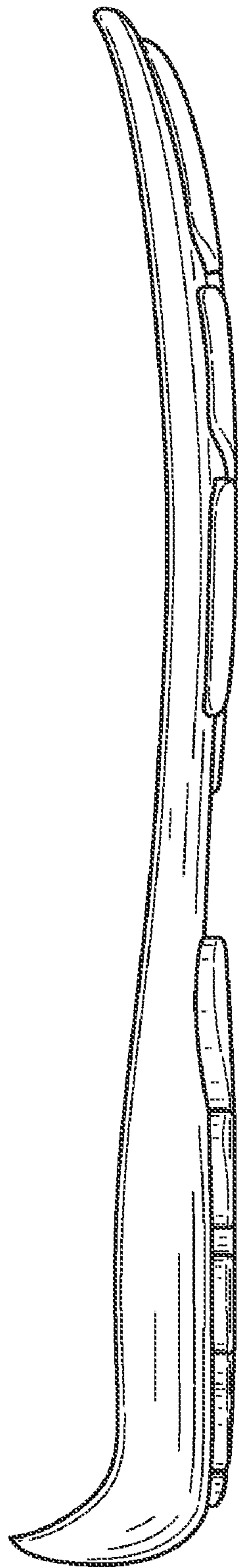


FIG. 3



FIG. 4




FIG. 5

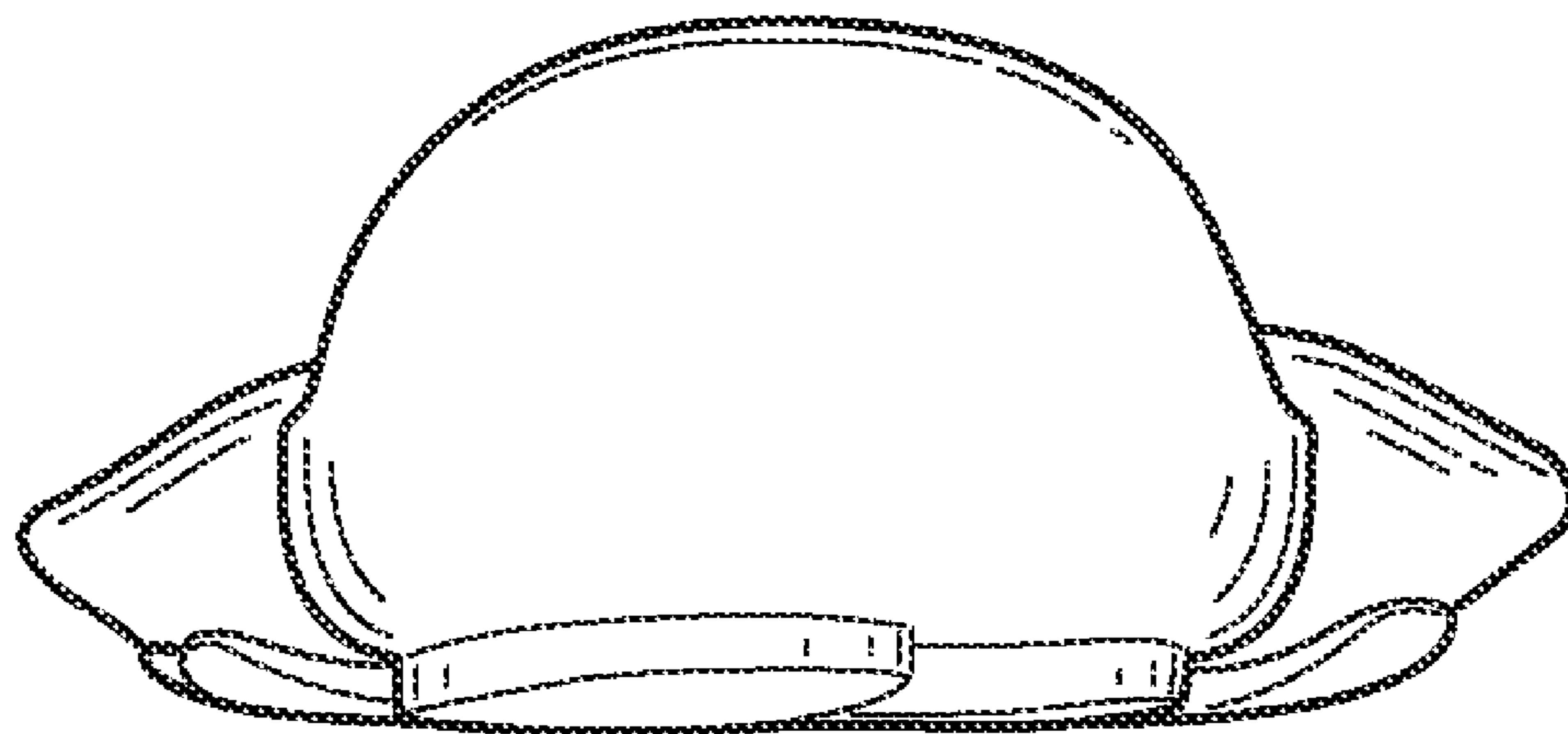


FIG. 6