

US00D603593S

(12) **United States Design Patent**  
**McClaskie**

(10) **Patent No.:** **US D603,593 S**

(45) **Date of Patent:** **\*\* Nov. 10, 2009**

(54) **SHOE**

(75) Inventor: **Thomas E. McClaskie**, Bethlehem, PA  
(US)

(73) Assignee: **Columbia Insurance Company**,  
Omaha, NE (US)

(\*\*) Term: **14 Years**

(21) Appl. No.: **29/333,438**

(22) Filed: **Mar. 10, 2009**

(51) **LOC (9) Cl.** ..... **02-04**

(52) **U.S. Cl.** ..... **D2/952; D2/951; D2/953**

(58) **Field of Classification Search** ..... D2/902,  
D2/951, 952, 953, 956, 957, 959, 960; D5/16,  
D5/37; 36/3 B, 22 R, 25 R, 28, 59 C  
See application file for complete search history.

(56) **References Cited**

**U.S. PATENT DOCUMENTS**

D80,001 S	11/1929	Wydom	
2,416,997 A *	3/1947	Hewitt	428/187
D222,414 S *	10/1971	Scherer	D6/608
D474,584 S *	5/2003	Matis	D2/953
D489,520 S *	5/2004	Matis et al.	D2/952
D495,856 S	9/2004	McClaskie	
D499,534 S	12/2004	McClaskie	
D506,875 S *	7/2005	Del Solar	D5/37
D513,840 S	1/2006	Urie et al.	
D528,747 S *	9/2006	Issler	D2/916
D530,063 S *	10/2006	Issler	D2/916
D531,787 S *	11/2006	McClaskie	D2/952
D542,015 S	5/2007	McClaskie	
D546,530 S	7/2007	McClaskie	
D551,832 S	10/2007	Scott	
D553,832 S	10/2007	McClaskie	
D554,838 S *	11/2007	McClaskie	D2/957
D555,338 S	11/2007	McClaskie	
D557,883 S	12/2007	McClaskie	
D557,885 S *	12/2007	McClaskie	D2/953
D558,963 S	1/2008	McClaskie	
D559,507 S	1/2008	McClaskie	

D569,083 S	5/2008	McClaskie	
D572,016 S *	7/2008	Kim et al.	D5/37
D584,886 S *	1/2009	Issler	D2/952
D587,438 S *	3/2009	McClaskie	D2/952
D587,439 S *	3/2009	Issler	D2/952
D588,790 S *	3/2009	Issler	D2/952
D590,141 S *	4/2009	McClaskie	D2/952
D591,941 S *	5/2009	McClaskie	D2/952
D591,942 S *	5/2009	McClaskie	D2/952
D592,388 S *	5/2009	Issler	D2/952
D593,288 S *	6/2009	Issler	D2/952
D594,192 S *	6/2009	Issler	D2/952
2002/0035793 A1 *	3/2002	Byrd	36/8.4

\* cited by examiner

*Primary Examiner*—Celia A Murphy

(74) *Attorney, Agent, or Firm*—St. Onge Steward Johnston & Reens LLC

(57) **CLAIM**

The ornamental design for a shoe, as shown and described.

**DESCRIPTION**

FIG. 1 is a bottom perspective view of a shoe in accordance with my new design;

FIG. 2 is a bottom view thereof;

FIG. 3 is a top view thereof;

FIG. 4 is a front view thereof;

FIG. 5 is a rear view thereof;


FIG. 6 is a left side view thereof;

FIG. 7 is a right side view thereof; and,

FIG. 8 is an enlarged perspective view of the area labeled “8” in FIG. 1.

The shoe upper shown in broken lines in FIGS. 1–7 is for environmental purposes only and forms no part of the claimed design. The broken lines shown in each arch area of FIGS. 1–2 and 6–7 represent boundaries of the design with the lines themselves and the areas within them forming no part of the claim.

**1 Claim, 8 Drawing Sheets**



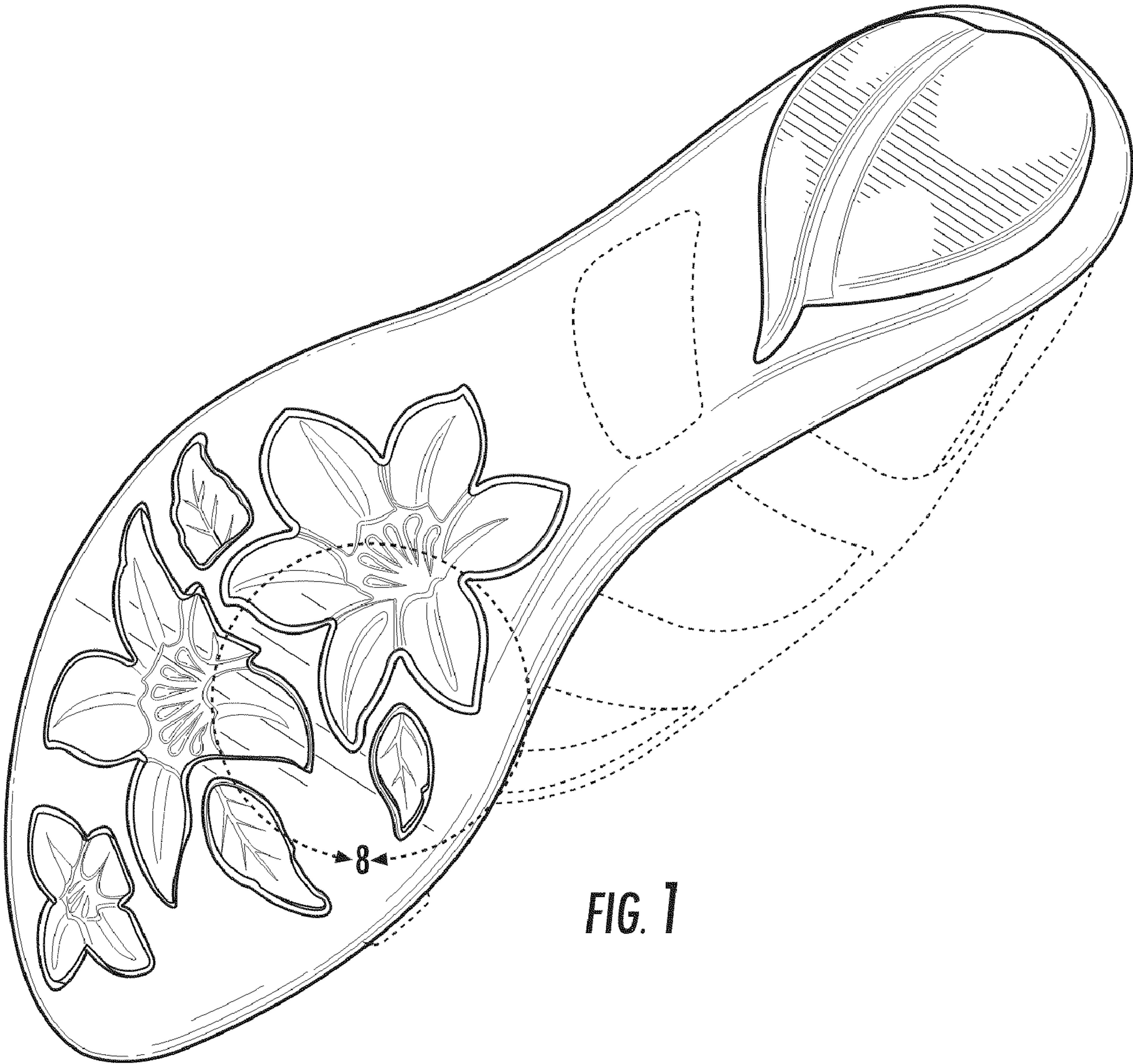


FIG. 1



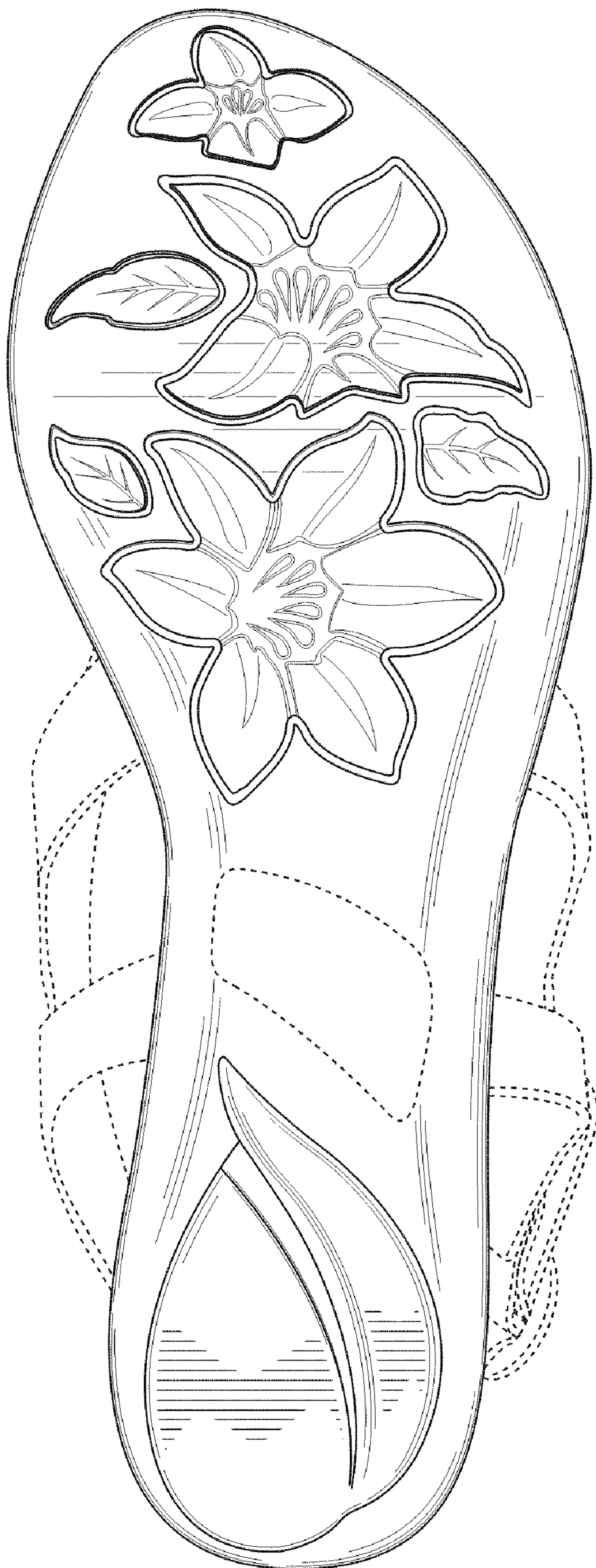


FIG. 2

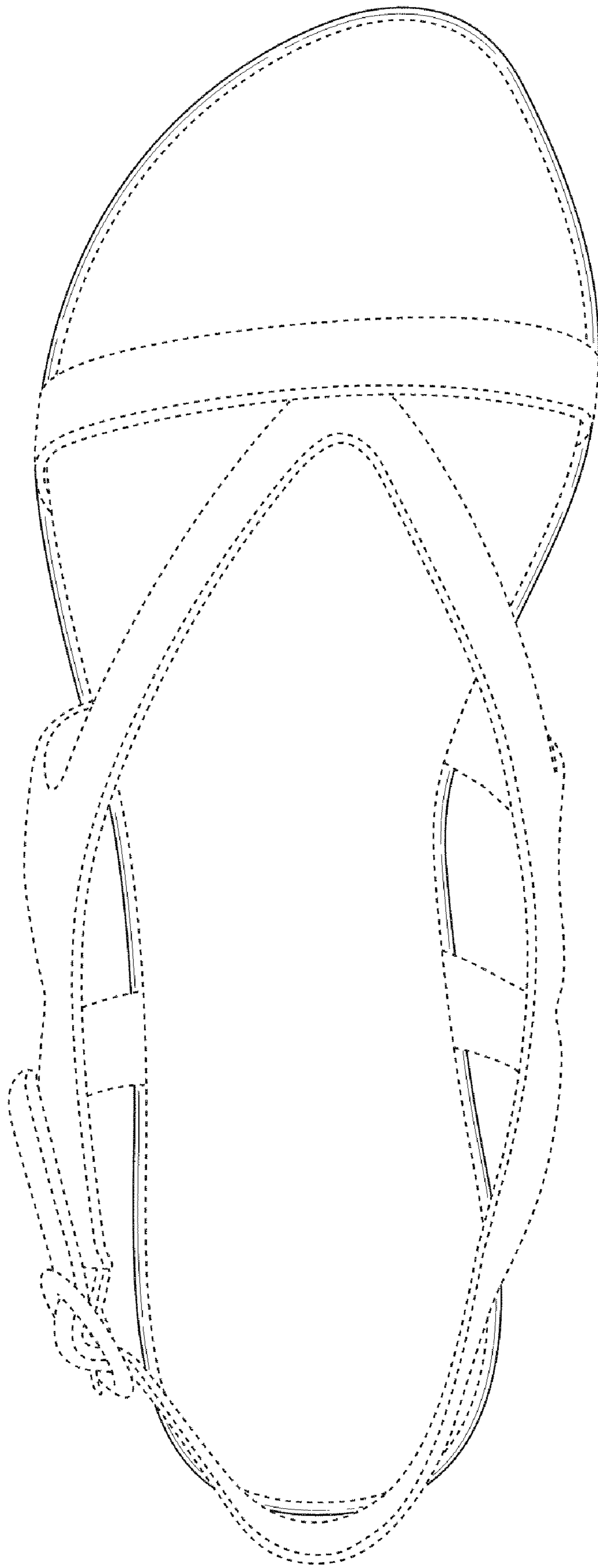
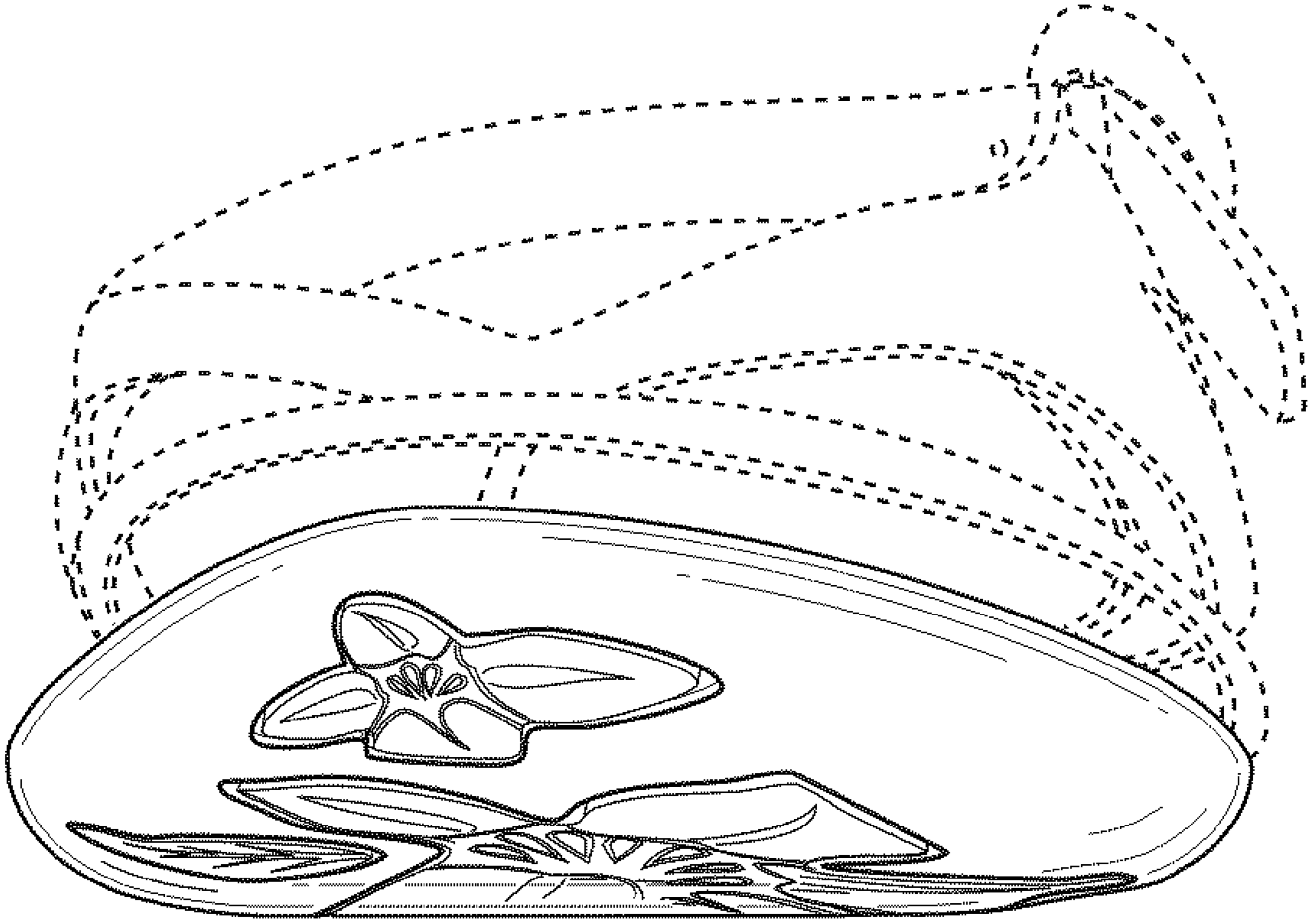
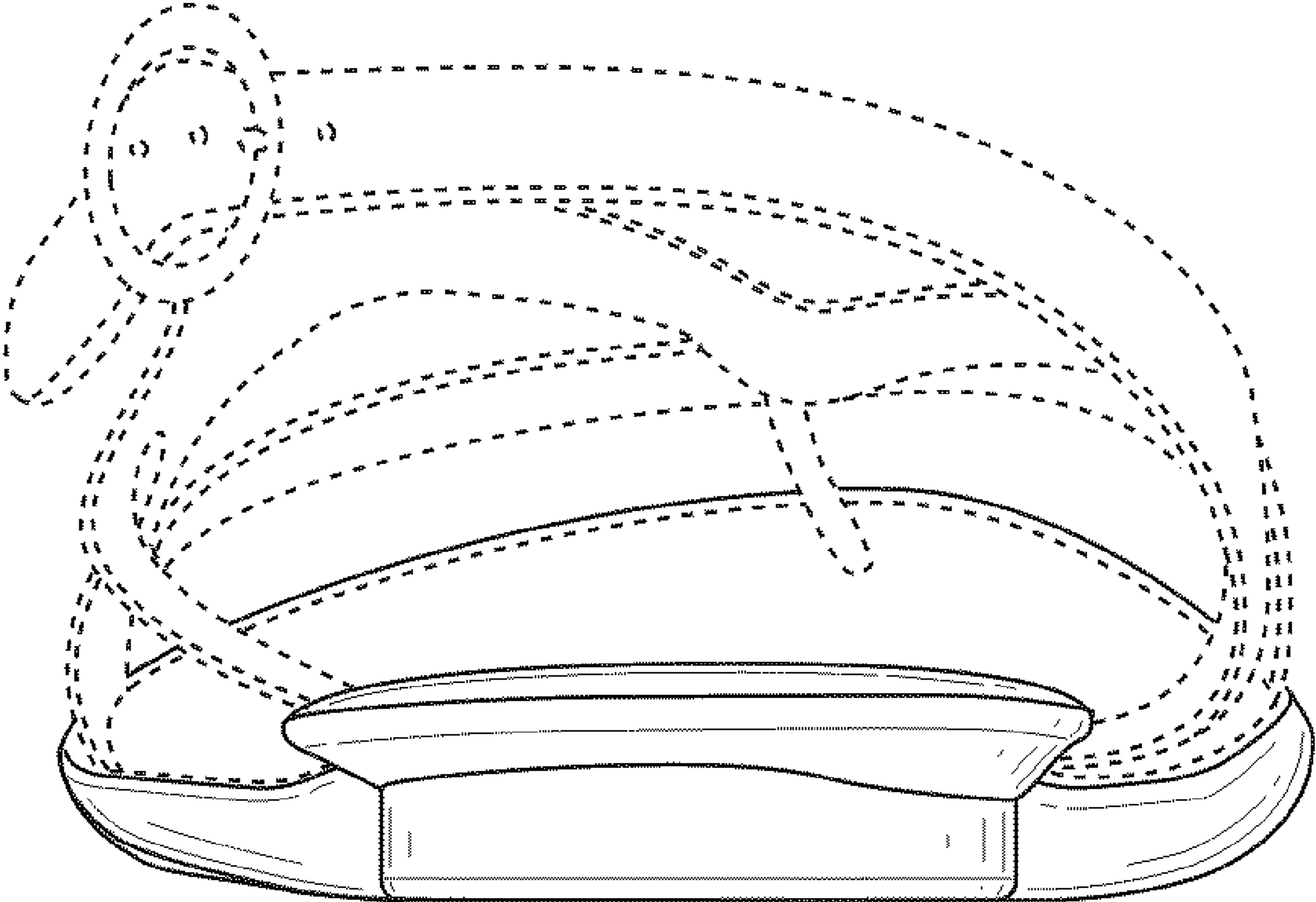


FIG. 3



**FIG. 4**



**FIG. 5**

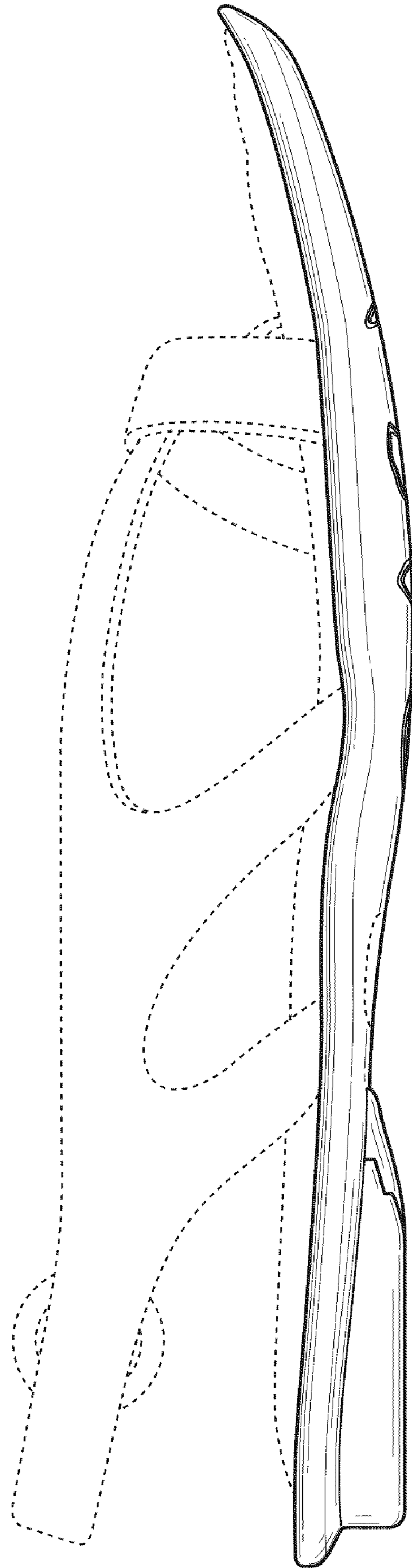


FIG. 6



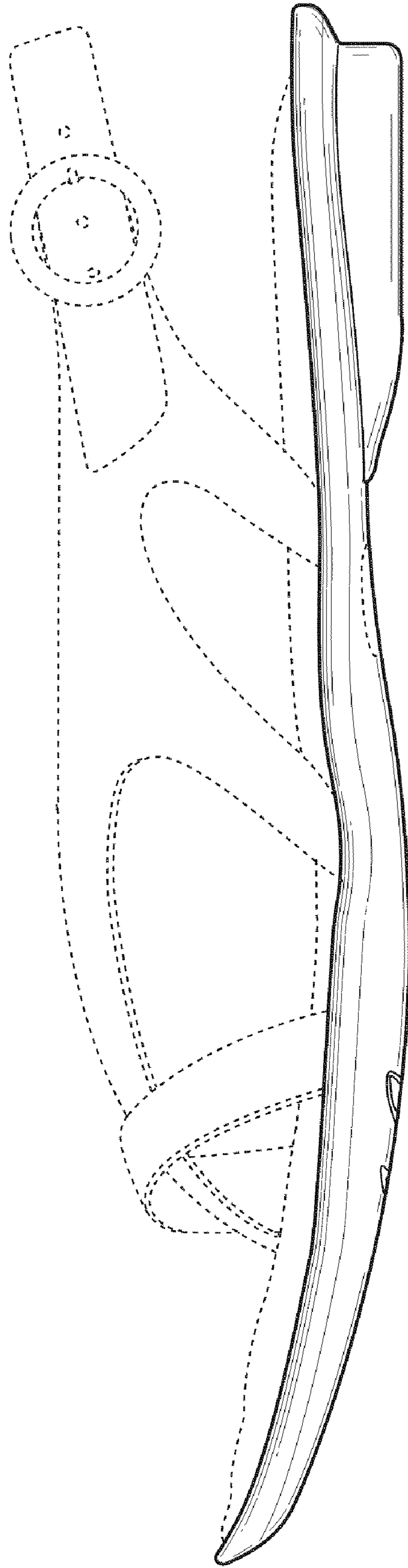


FIG. 7





**FIG. 8**