



US00D603592S

(12) **United States Design Patent**
McClaskie

(10) **Patent No.:** **US D603,592 S**

(45) **Date of Patent:** **** Nov. 10, 2009**

(54) **SHOE**

(75) **Inventor:** **Thomas E. McClaskie**, Bethlehem, PA
(US)

(73) **Assignee:** **Columbia Insurance Company**,
Omaha, NE (US)

(**) **Term:** **14 Years**

(21) **Appl. No.:** **29/332,678**

(22) **Filed:** **Feb. 23, 2009**

(51) **LOC (9) Cl.** **02-04**

(52) **U.S. Cl.** **D2/952; D2/951; D2/953;**
D2/954

(58) **Field of Classification Search** D2/902,
D2/951, 952, 953, 954, 956, 957, 959, 960;
D5/16, 37; 36/3 B, 22 R, 25 R, 28, 59 C
See application file for complete search history.

(56) **References Cited**

U.S. PATENT DOCUMENTS

D84,816 S	8/1931	Freudenberg	
D144,330 S	4/1946	Walter	
2,416,997 A *	3/1947	Hewitt	428/187
D474,584 S *	5/2003	Matis	D2/953
D489,520 S *	5/2004	Matis et al.	D2/952
D495,856 S	9/2004	McClaskie	
D501,706 S	2/2005	McClaskie	
D528,747 S *	9/2006	Issler	D2/916
D530,063 S *	10/2006	Issler	D2/916
D531,393 S	11/2006	McClaskie	
D531,787 S	11/2006	McClaskie	
D540,515 S *	4/2007	McClaskie	D2/952
D542,015 S	5/2007	McClaskie	
D546,530 S *	7/2007	McClaskie	D2/952
D548,434 S	8/2007	McClaskie	
D553,832 S	10/2007	McClaskie	
D556,984 S	12/2007	Brie et al.	
D557,885 S *	12/2007	McClaskie	D2/953
D558,963 S *	1/2008	McClaskie	D2/952
D560,333 S	1/2008	McClaskie	

D566,933 S	4/2008	McClaskie	
D568,034 S	5/2008	Horton et al.	
D572,016 S *	7/2008	Kim et al.	D5/37
D573,345 S *	7/2008	Yuson	D3/322
D584,886 S *	1/2009	Issler	D2/952
D587,438 S *	3/2009	McClaskie	D2/952
D587,439 S *	3/2009	Issler	D2/952
D588,789 S *	3/2009	McClaskie	D2/952
D588,790 S *	3/2009	Issler	D2/952
D590,141 S *	4/2009	McClaskie	D2/952
D591,941 S *	5/2009	McClaskie	D2/952
D591,942 S *	5/2009	McClaskie	D2/952
D592,388 S *	5/2009	Issler	D2/952
D593,288 S *	6/2009	Issler	D2/952
D593,289 S *	6/2009	McClaskie	D2/952
D593,734 S *	6/2009	Issler	D2/952

* cited by examiner

Primary Examiner—Celia A Murphy

(74) *Attorney, Agent, or Firm*—St. Onge Steward Johnston & Reens LLC

(57) **CLAIM**

The ornamental design for a shoe, as shown and described.

DESCRIPTION

FIG. 1 is a bottom perspective view of a shoe in accordance with my new design;

FIG. 2 is a top view thereof;

FIG. 3 is a bottom view thereof;

FIG. 4 is a left side view thereof;

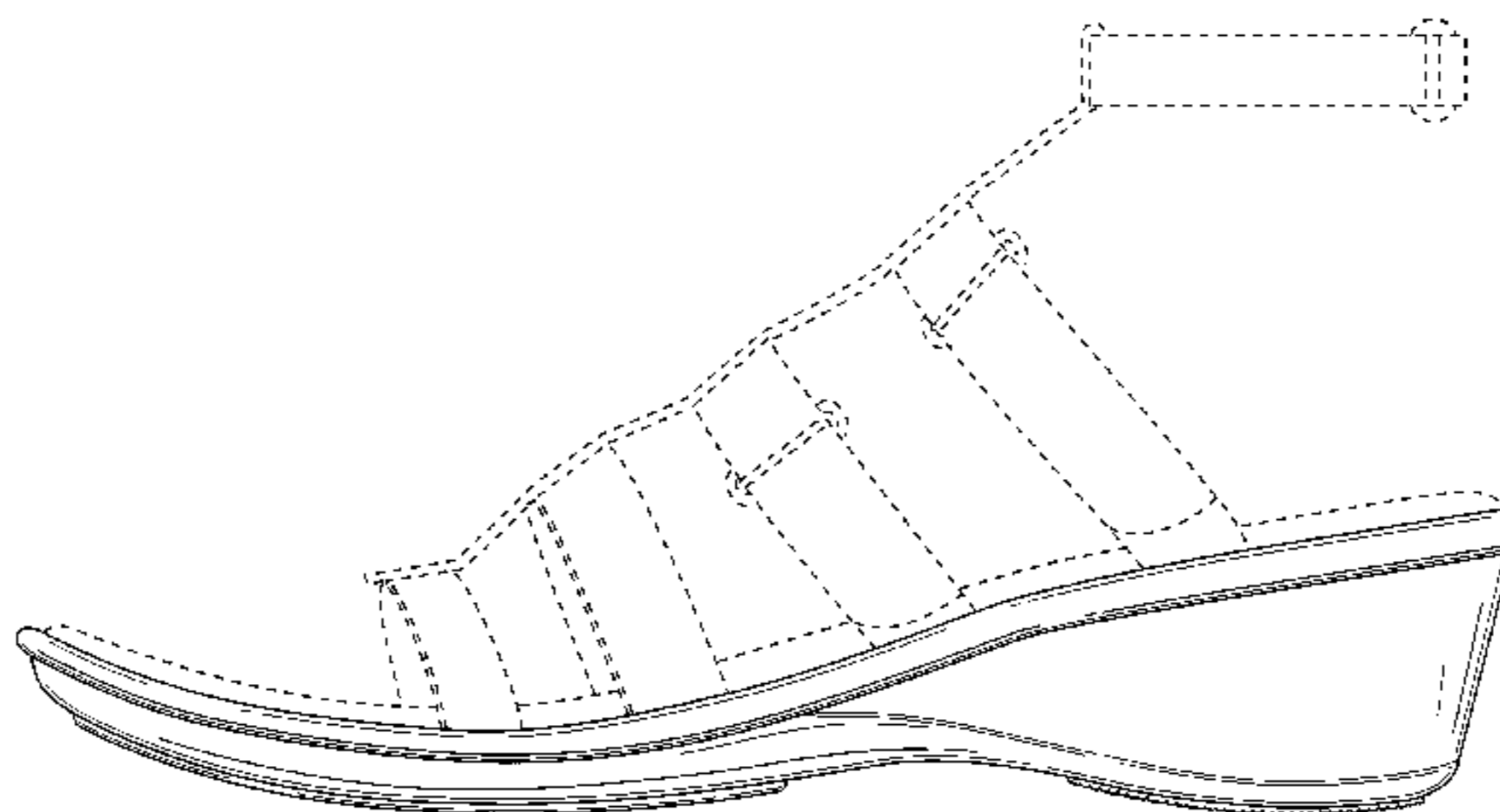
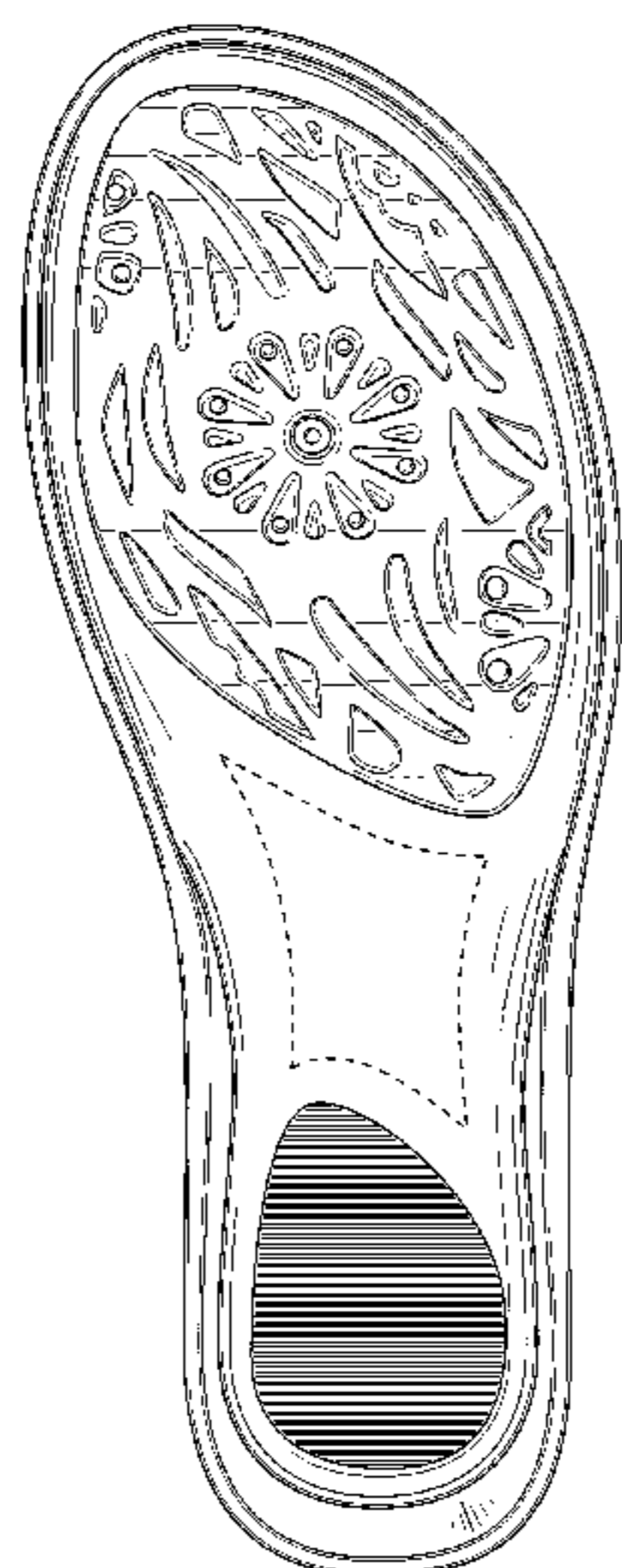
FIG. 5 is a right side view thereof;

FIG. 6 is a front view thereof; and,

FIG. 7 is a rear view thereof.

The shoe upper shown in broken lines in FIGS. 1–7 is for environmental purposes only and forms no part of the claimed design. The broken lines shown in each arch area of FIGS. 1 and 3 represent boundaries of the design with the lines themselves and the areas within them forming no part of the claim.

1 Claim, 7 Drawing Sheets



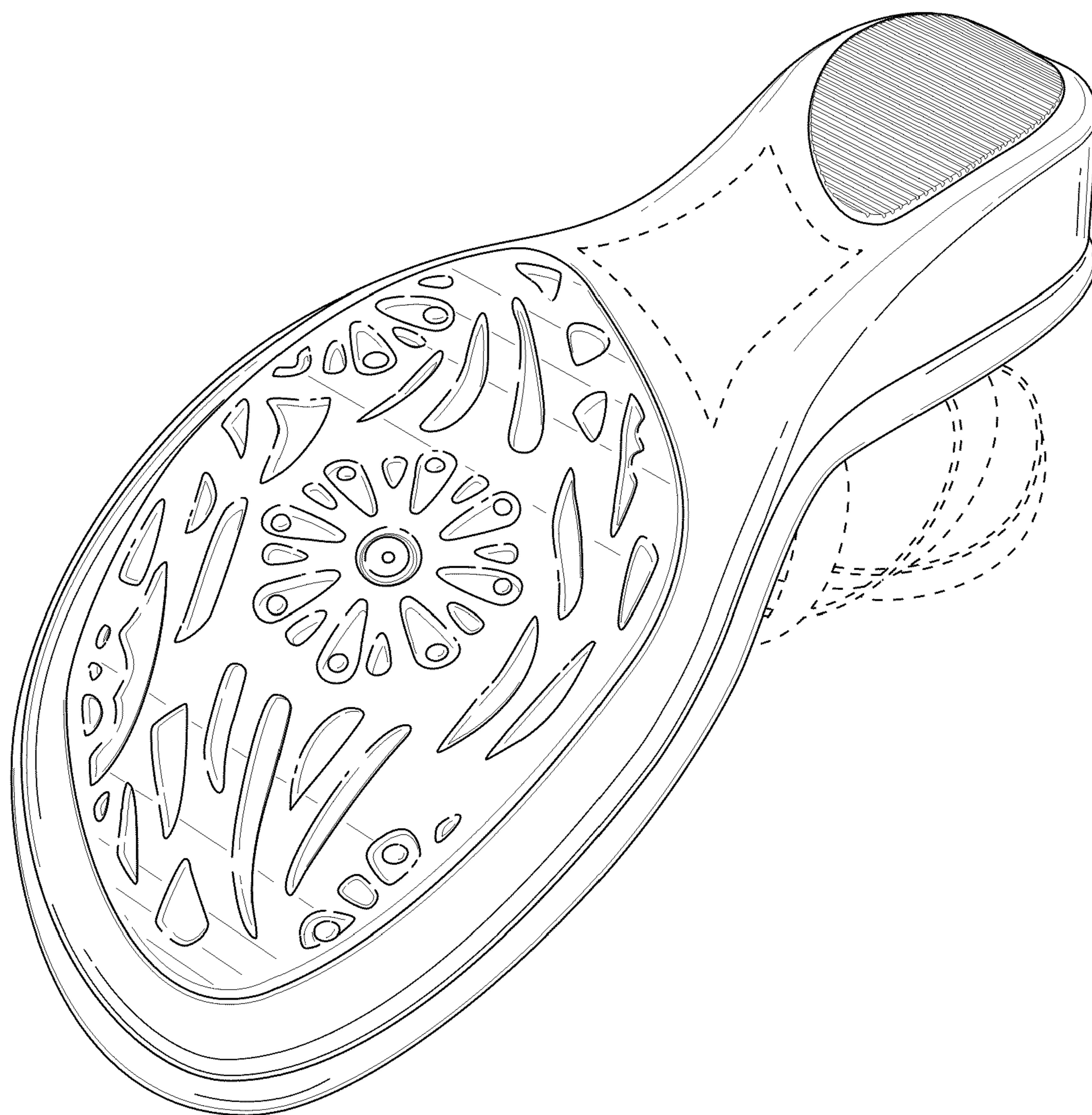


FIG. 1

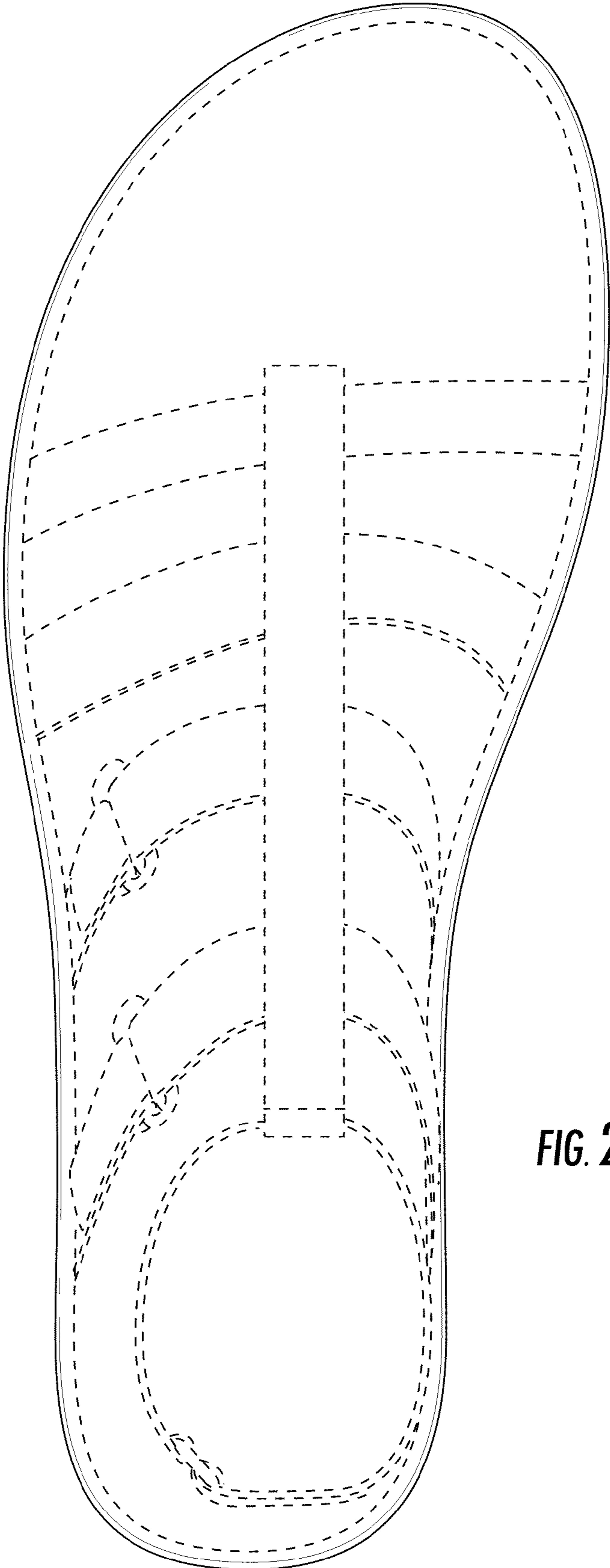


FIG. 2

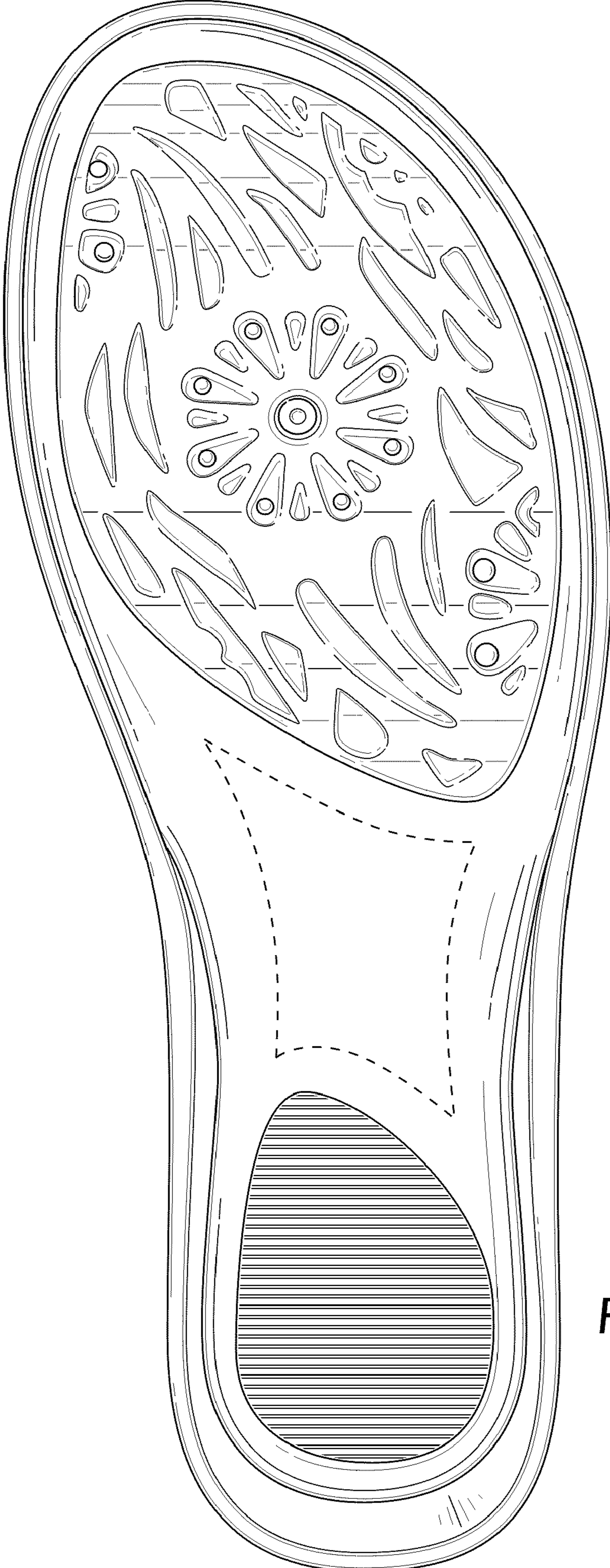


FIG. 3

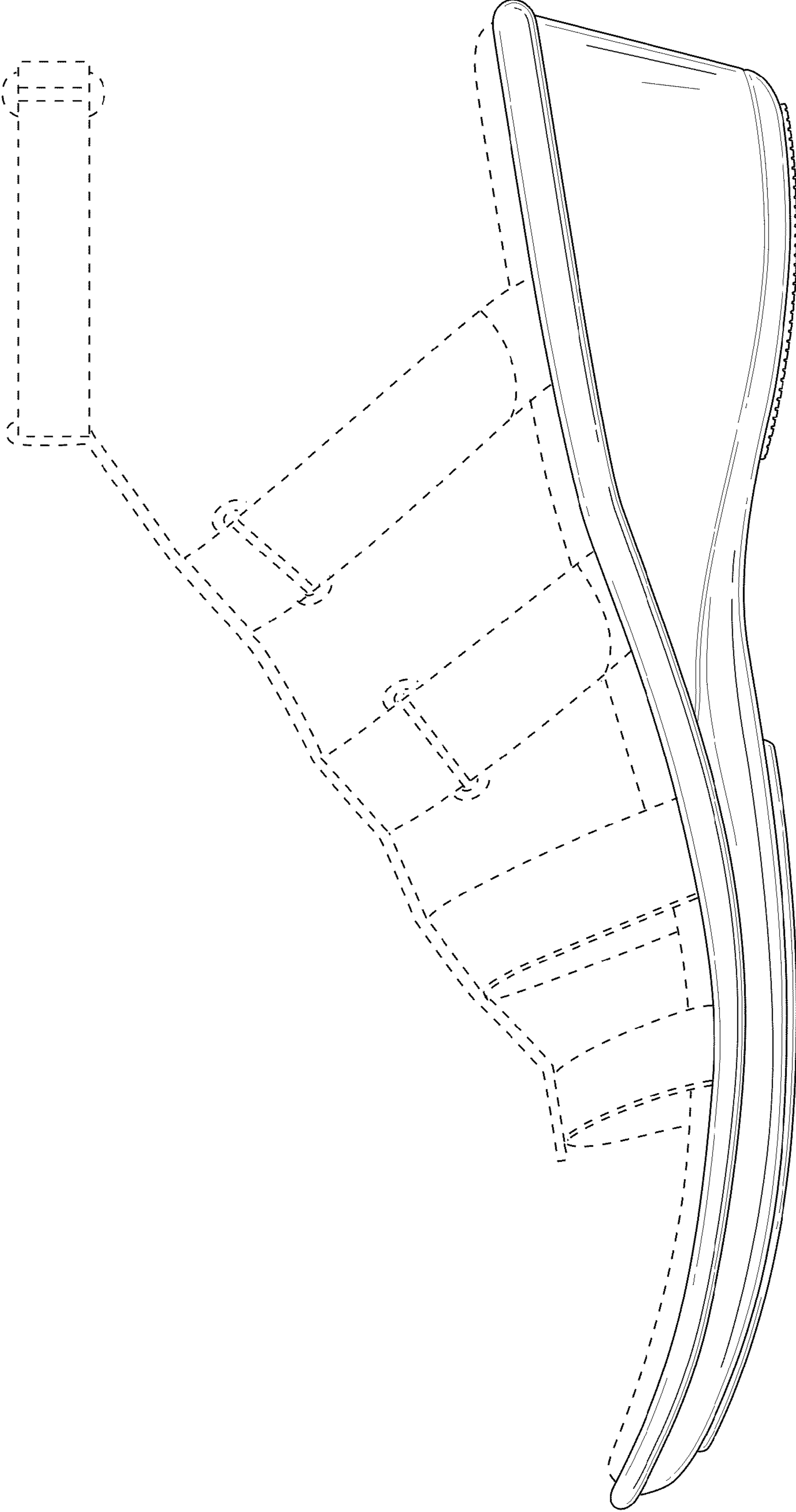


FIG. 4

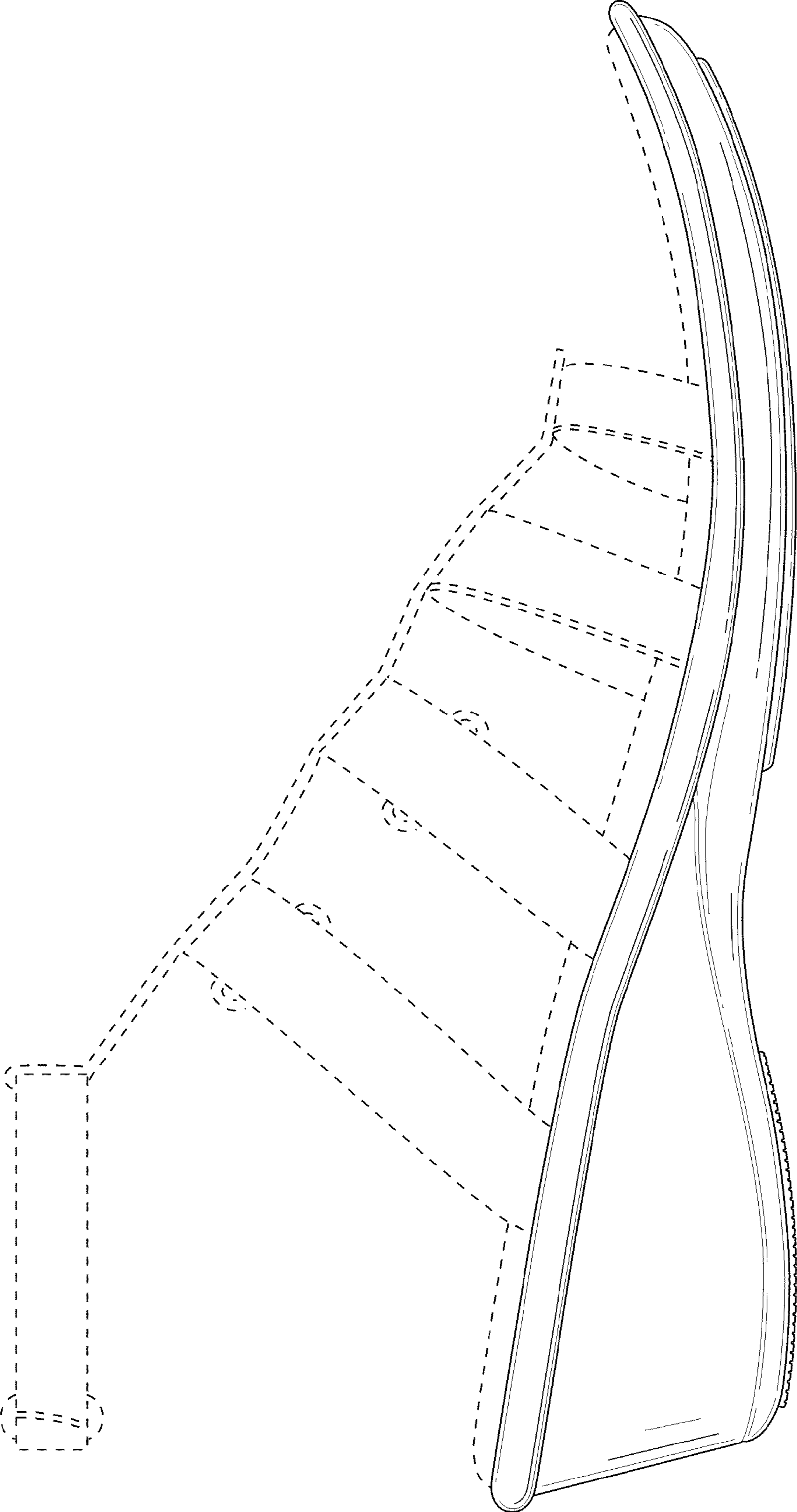


FIG. 5

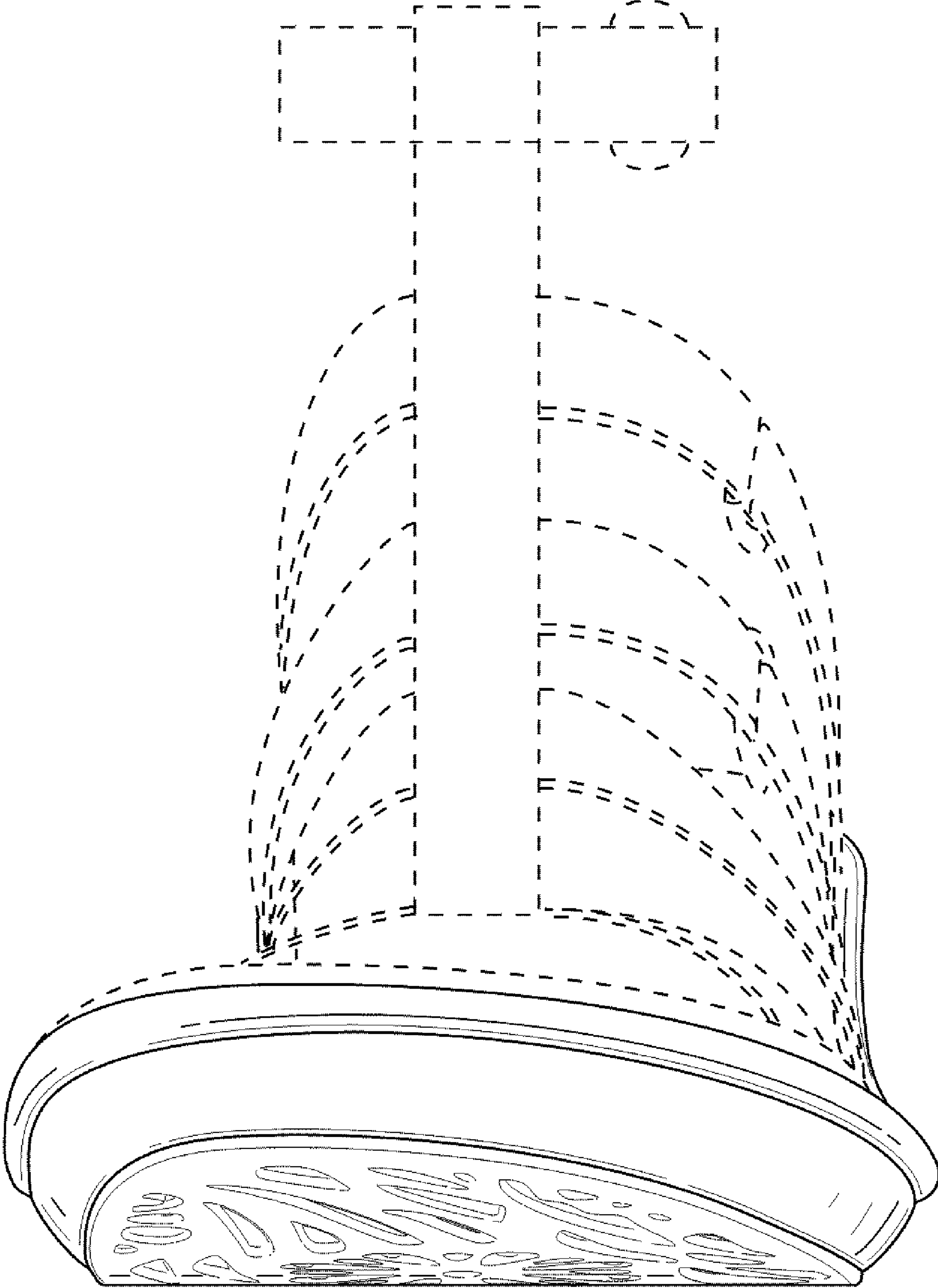


FIG. 6

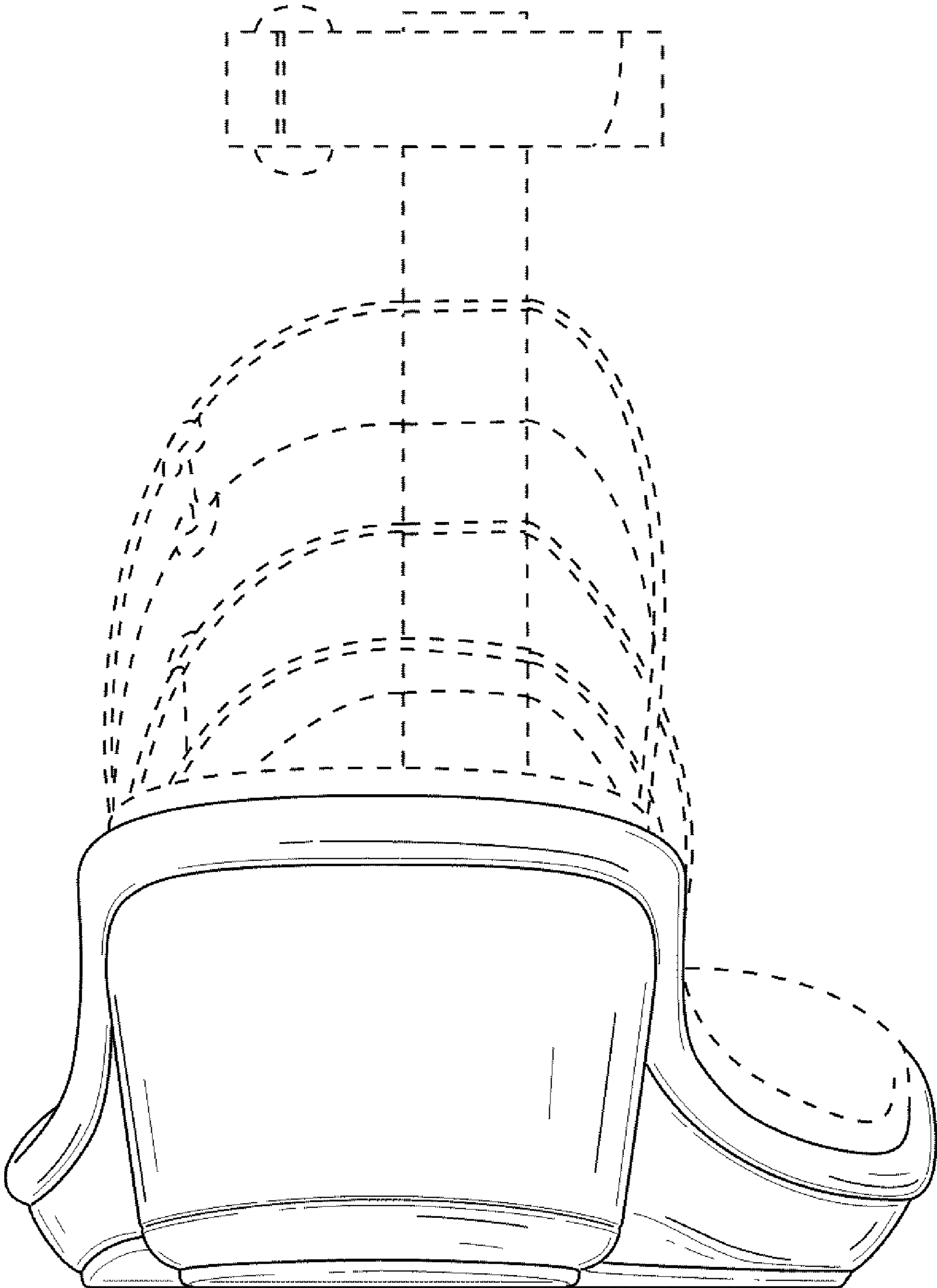


FIG. 7