



US00D603589S

(12) **United States Design Patent**
McClaskie

(10) **Patent No.:** **US D603,589 S**

(45) **Date of Patent:** **** Nov. 10, 2009**

(54) **OUTSOLE FOR A SHOE**

(75) Inventor: **Thomas E. McClaskie**, Bethlehem, PA
(US)

(73) Assignee: **Columbia Insurance Company**,
Omaha, NE (US)

(**) Term: **14 Years**

(21) Appl. No.: **29/331,510**

(22) Filed: **Jan. 27, 2009**

(51) **LOC (9) Cl.** **02-04**

(52) **U.S. Cl.** **D2/952; D2/951; D2/953**

(58) **Field of Classification Search** D2/902,
D2/951, 952, 953, 956, 957, 959, 960; 36/3 B,
36/22 R, 25 R, 28, 59 C

See application file for complete search history.

(56) **References Cited**

U.S. PATENT DOCUMENTS

D55,393 S *	6/1920	Melville	D2/967
3,402,485 A *	9/1968	McMorrow	36/25 R
D260,452 S *	9/1981	Greenblatt et al.	D2/952
D263,646 S *	4/1982	Railton	D2/952
D270,681 S *	9/1983	Banks	D2/615
D281,287 S *	11/1985	Vitrac	D2/952
D287,903 S *	1/1987	Jones et al.	D2/952
D335,953 S	6/1993	Tyng		
D381,795 S *	8/1997	Coats	D2/952
D418,663 S *	1/2000	Senif	D2/952
D437,988 S *	2/2001	Senif	D2/952
D440,384 S *	4/2001	Shifflett et al.	D2/952
D474,329 S	5/2003	McClaskie		

D496,466 S *	9/2004	Slutterback et al.	D24/192
D501,707 S	2/2005	Nakano		
D504,760 S	5/2005	McClaskie		
D507,095 S *	7/2005	Gerber	D2/952
D544,182 S	6/2007	McClaskie		
D557,885 S	12/2007	McClaskie		
D561,433 S	2/2008	McClaskie		
D577,484 S	9/2008	Lott		

* cited by examiner

Primary Examiner—Celia A Murphy

(74) *Attorney, Agent, or Firm*—St. Onge Steward Johnston & Reens LLC

(57) **CLAIM**

The ornamental design for an outsole for a shoe, as shown and described.

DESCRIPTION

FIG. 1 is a bottom perspective view of an outsole for a shoe in accordance with my new design;

FIG. 2 is a bottom view thereof;

FIG. 3 is a left side view thereof;

FIG. 4 is a right side view thereof;

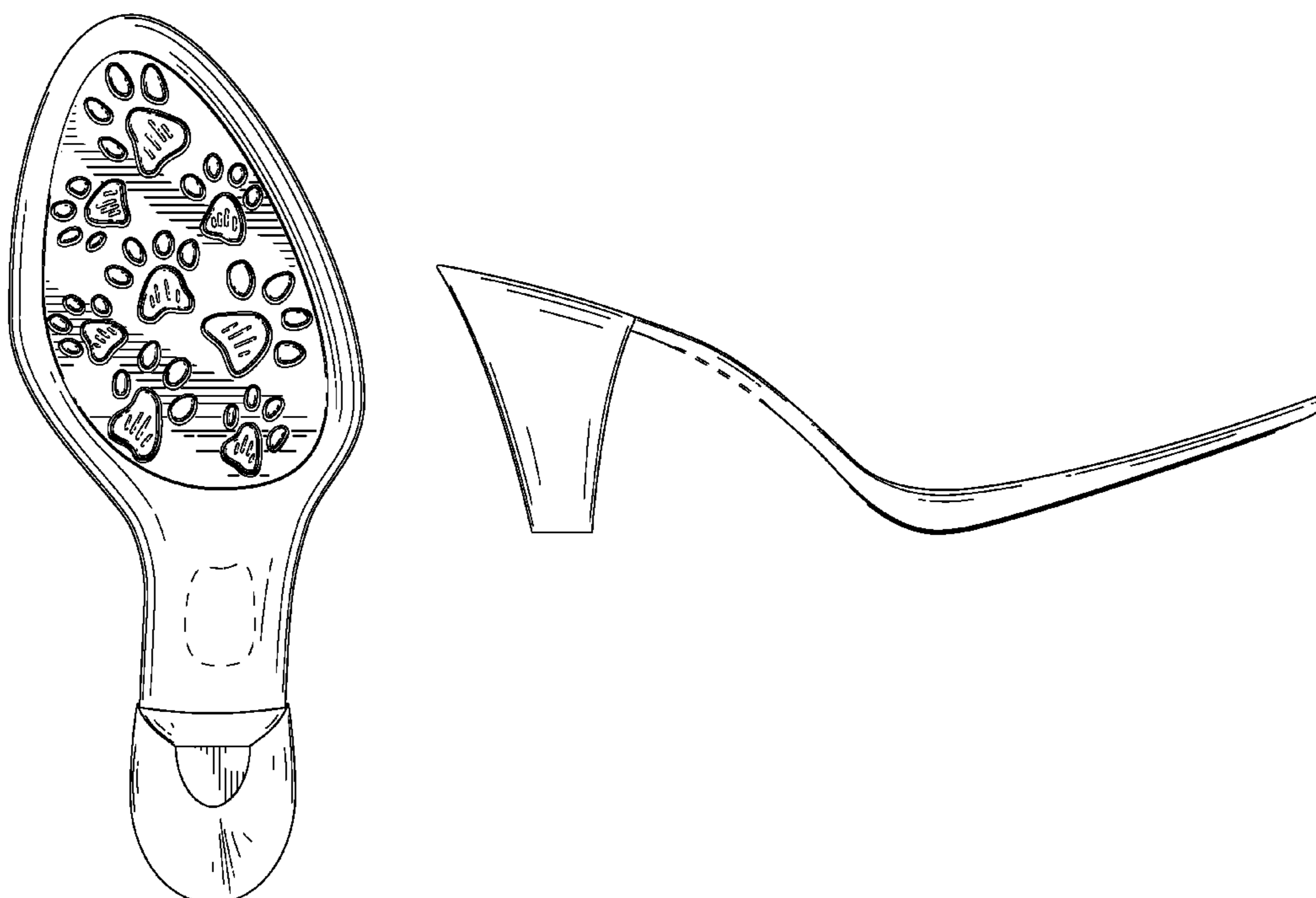
FIG. 5 is a front view thereof;

FIG. 6 is a rear view thereof; and,

FIG. 7 is an enlarged perspective view of the area labeled “7” in FIG. 1.

The broken lines shown in each arch area of FIGS. 1–4 represent boundaries of the design with the lines themselves and the areas within them forming no part of the claim.

1 Claim, 6 Drawing Sheets



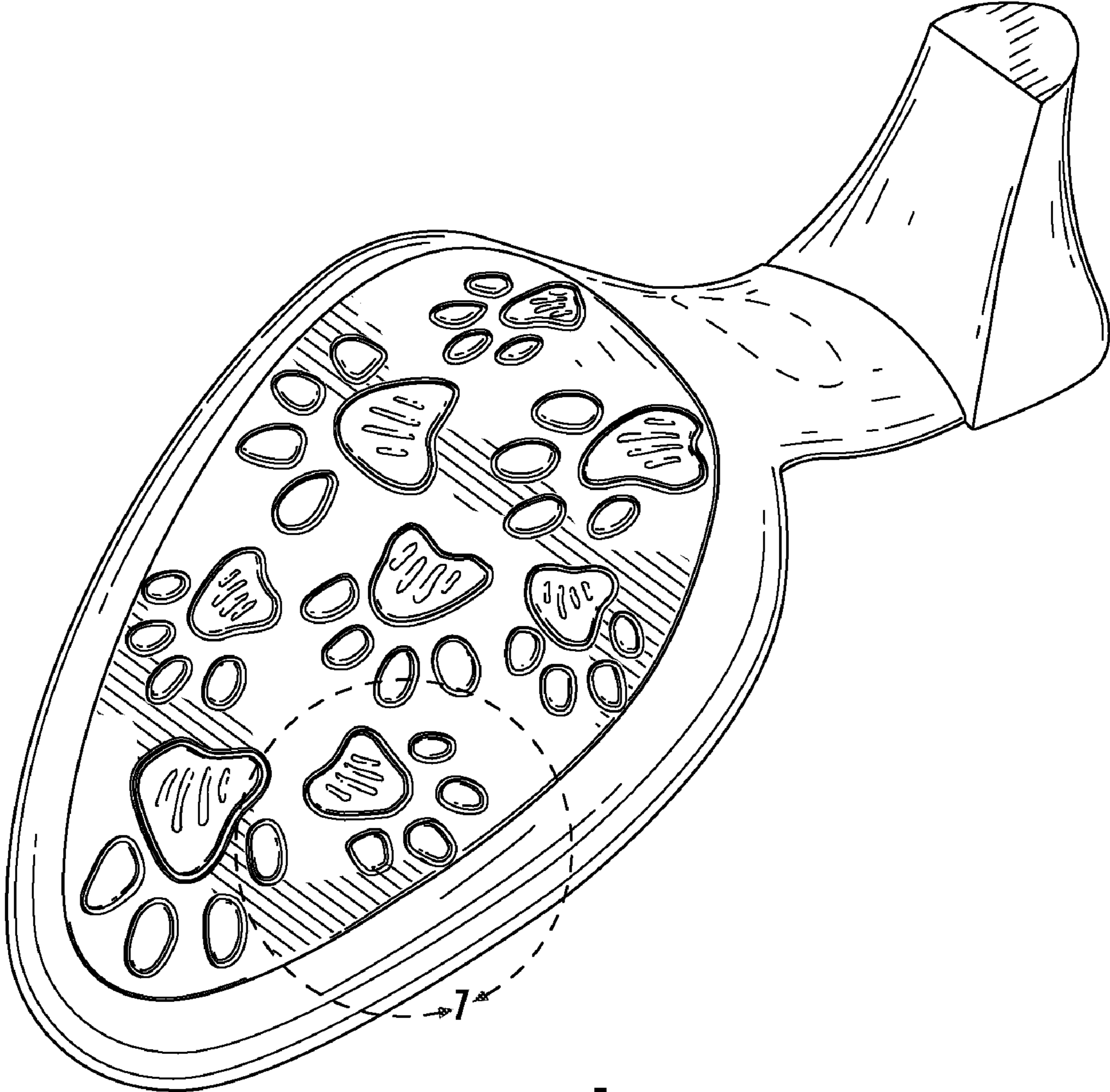


FIG. 1

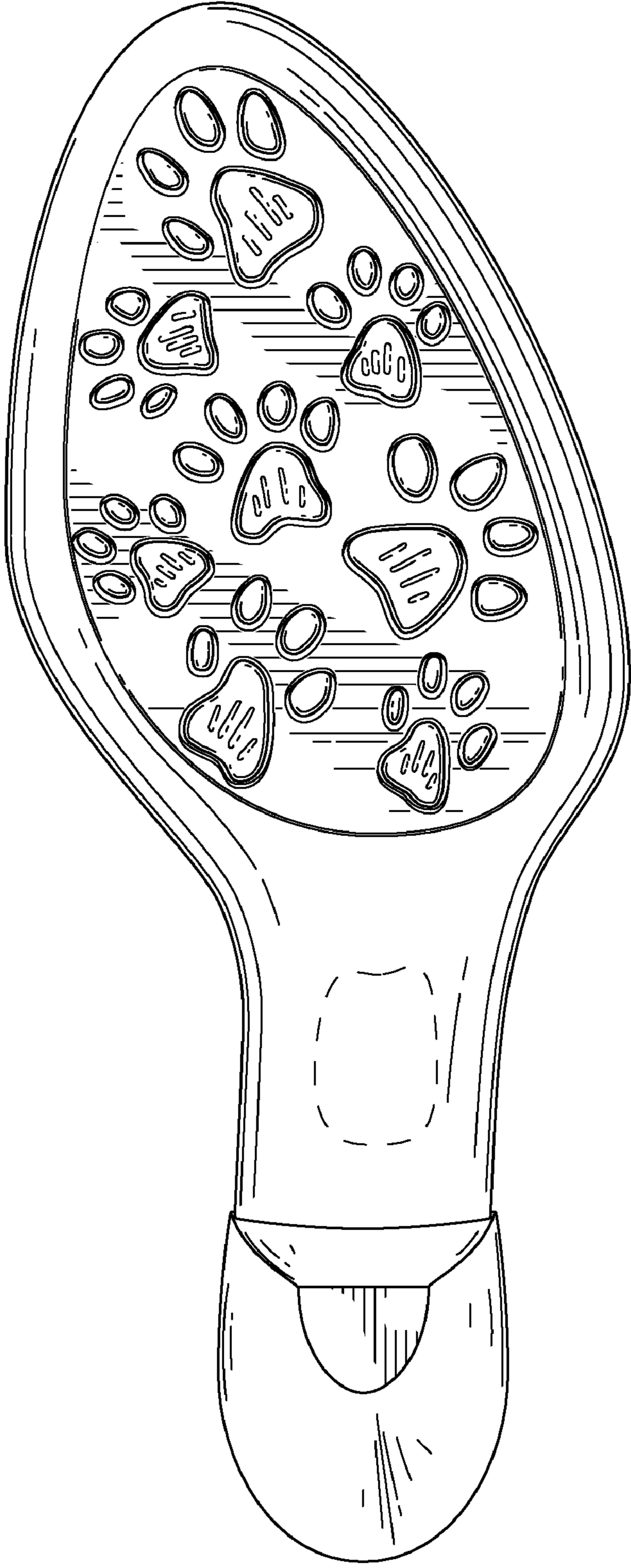


FIG. 2




FIG. 3

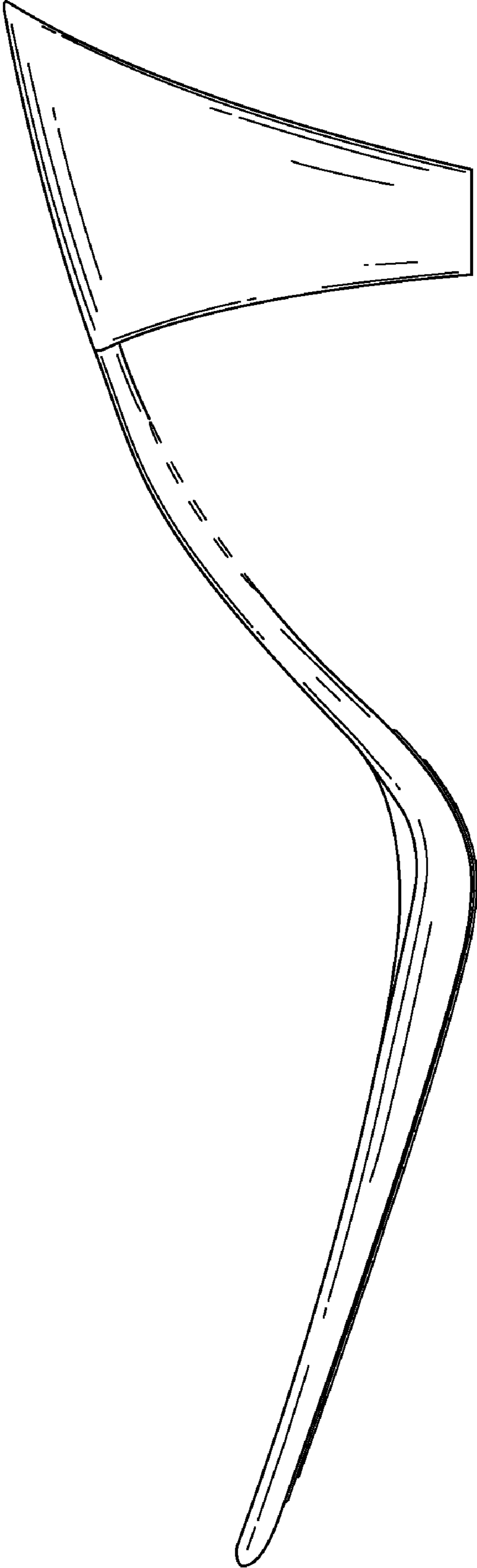


FIG. 4

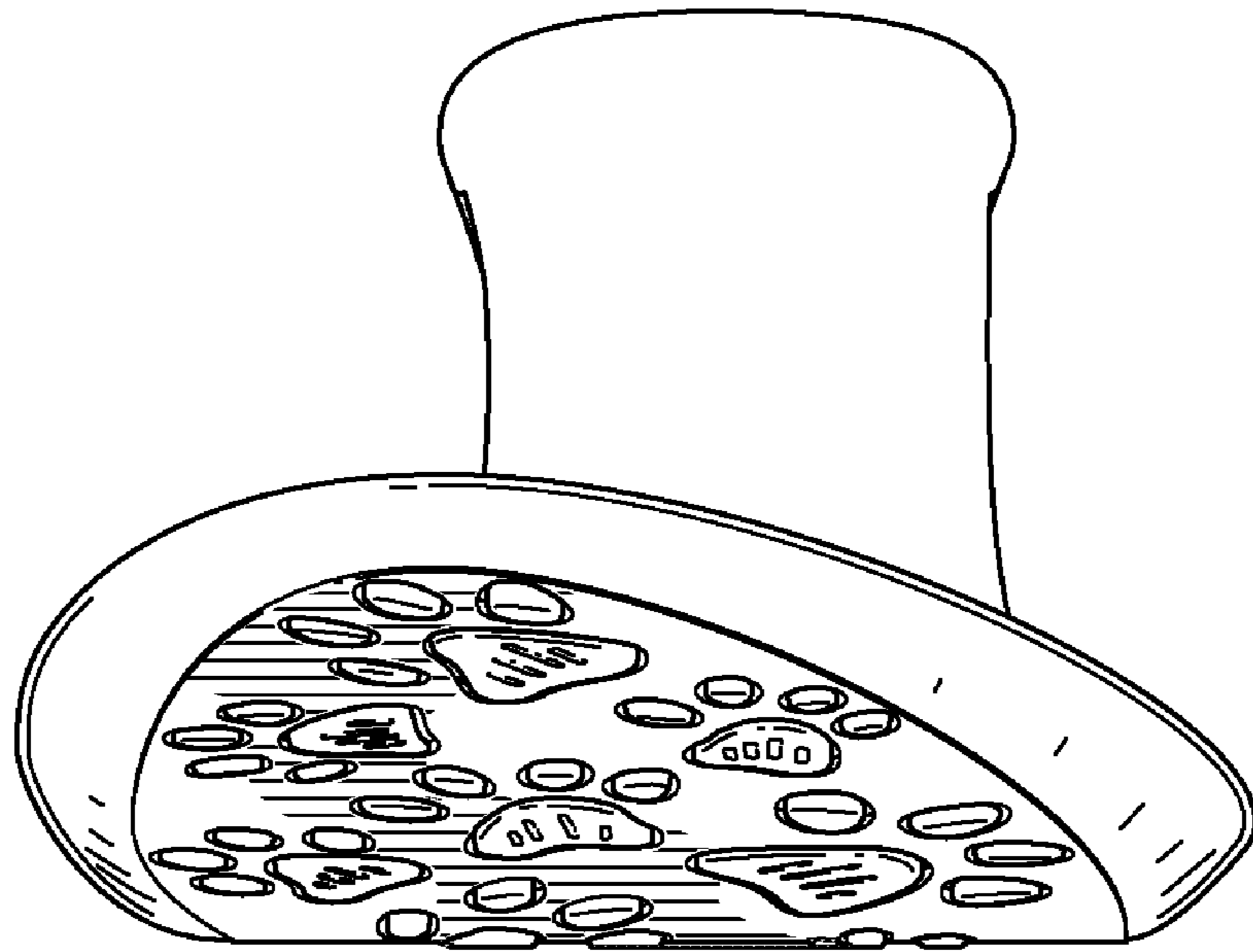


FIG. 5

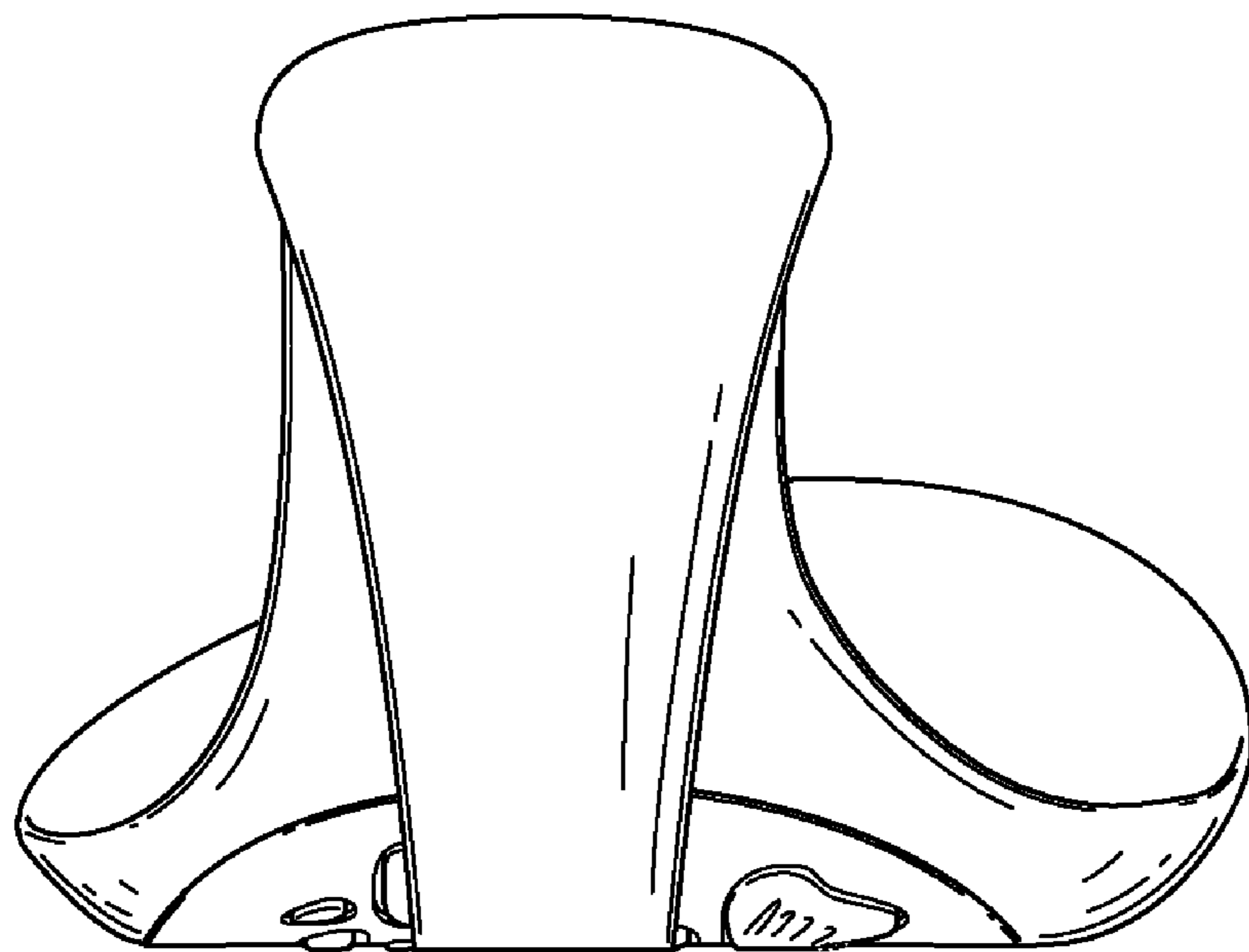


FIG. 6

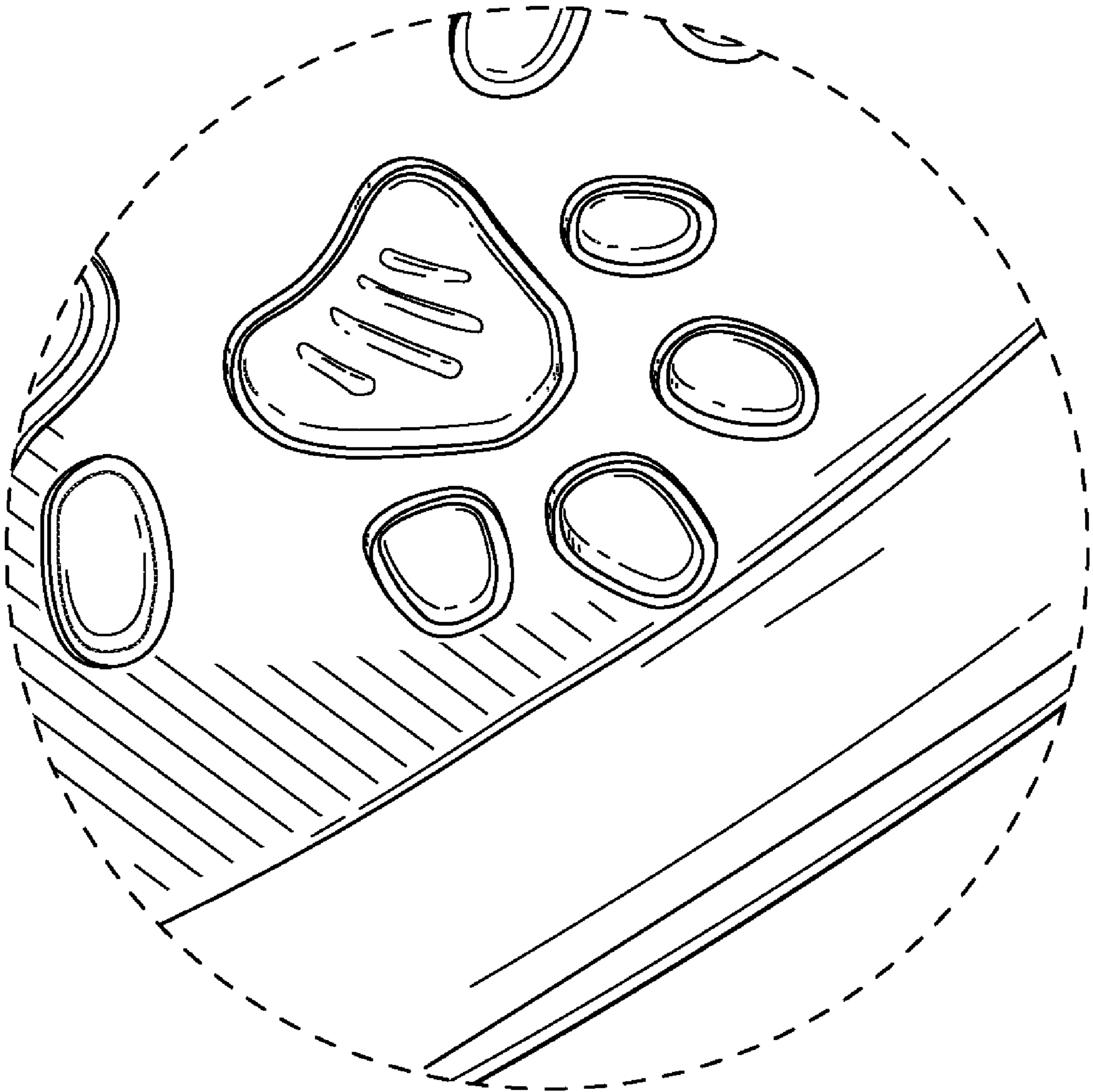


FIG. 7