



US00D603561S

(12) **United States Design Patent**
Cho

(10) **Patent No.:** **US D603,561 S**

(45) **Date of Patent:** **** Nov. 3, 2009**

(54) **HANDLE FOR PEDICURE BITS**

(76) **Inventor:** **Yong Hoon Cho**, 604 Murifield Ct.,
Fullerton, CA (US) 92835

(**) **Term:** **14 Years**

(21) **Appl. No.:** **29/310,557**

(22) **Filed:** **Aug. 26, 2008**

(51) **LOC (9) Cl.** **28-03**

(52) **U.S. Cl.** **D28/58**

(58) **Field of Classification Search** D28/56-62,
D28/44, 45; 132/73-76.5

See application file for complete search history.

(56) **References Cited**

U.S. PATENT DOCUMENTS

D407,533	S	*	3/1999	Watanabe et al.	D28/58
D418,944	S	*	1/2000	Choi	D28/58
D450,887	S	*	11/2001	Christianson	D28/58
D506,576	S	*	6/2005	Chen	D28/59
D511,401	S	*	11/2005	Park	D28/58
2003/0102002	A1	*	6/2003	Cho	132/73.6
2006/0137703	A1	*	6/2006	Kling	132/73.6

* cited by examiner

Primary Examiner—Jennifer Rivard

(74) *Attorney, Agent, or Firm*—Maria Erlinda Co Sarno

(57) **CLAIM**

The ornamental design for a handle for pedicure bits, as shown and described.

DESCRIPTION

FIG. 1 is a perspective view of a handle for pedicure bits showing my new design;

FIG. 2 is a front elevational view of the handle for pedicure bits;

FIG. 3 is a rear elevational view of the handle for pedicure bits;

FIG. 4 is a left side elevational view thereof;

FIG. 5 is a right side elevational view thereof;

FIG. 6 is a top plan view thereof; and,

FIG. 7 is a bottom plan view thereof.

The broken line disclosure of the pedicure bit is shown for the purpose of illustrating environment and forms no part of the claimed design.

1 Claim, 3 Drawing Sheets

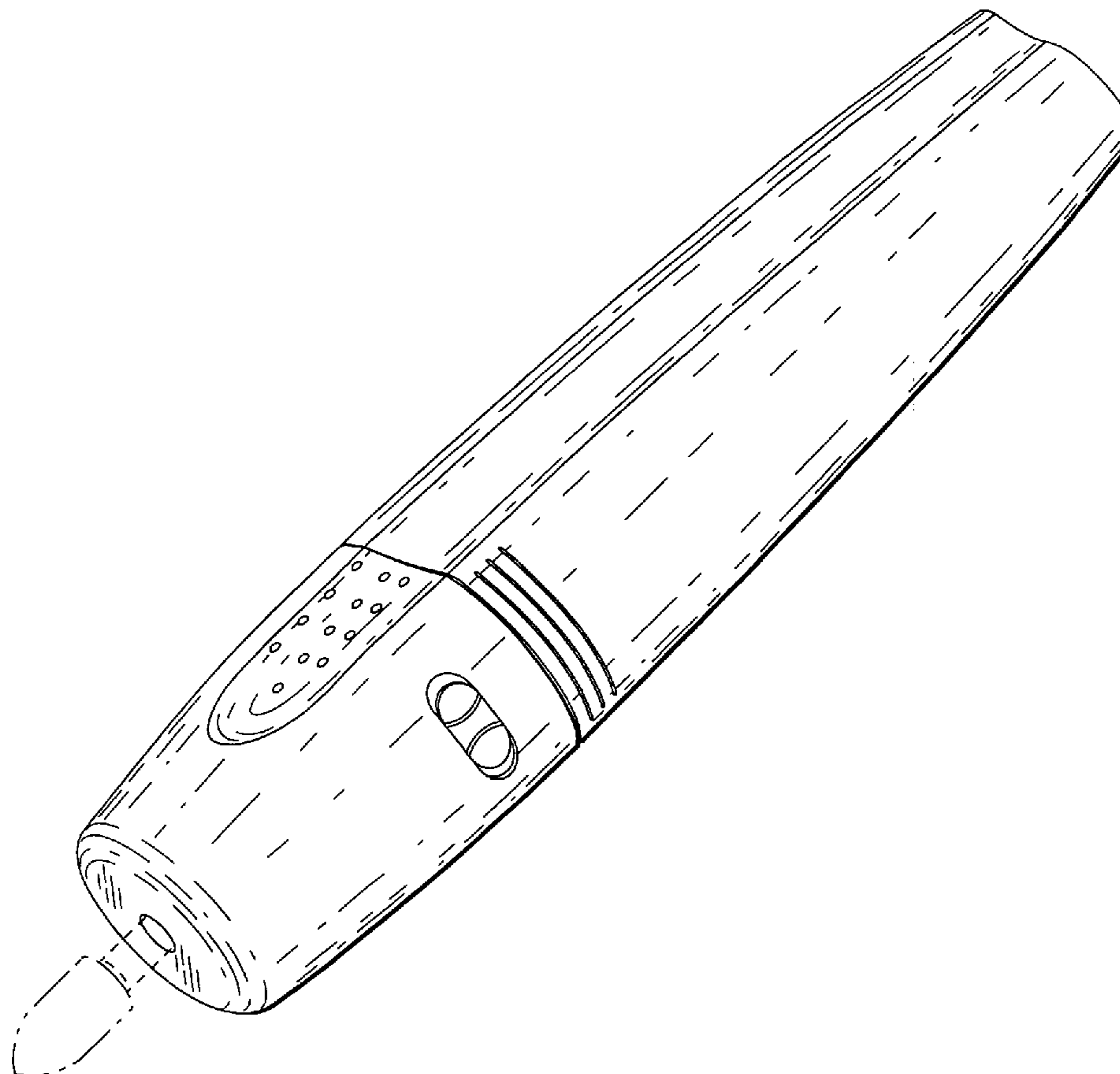


Fig. 1

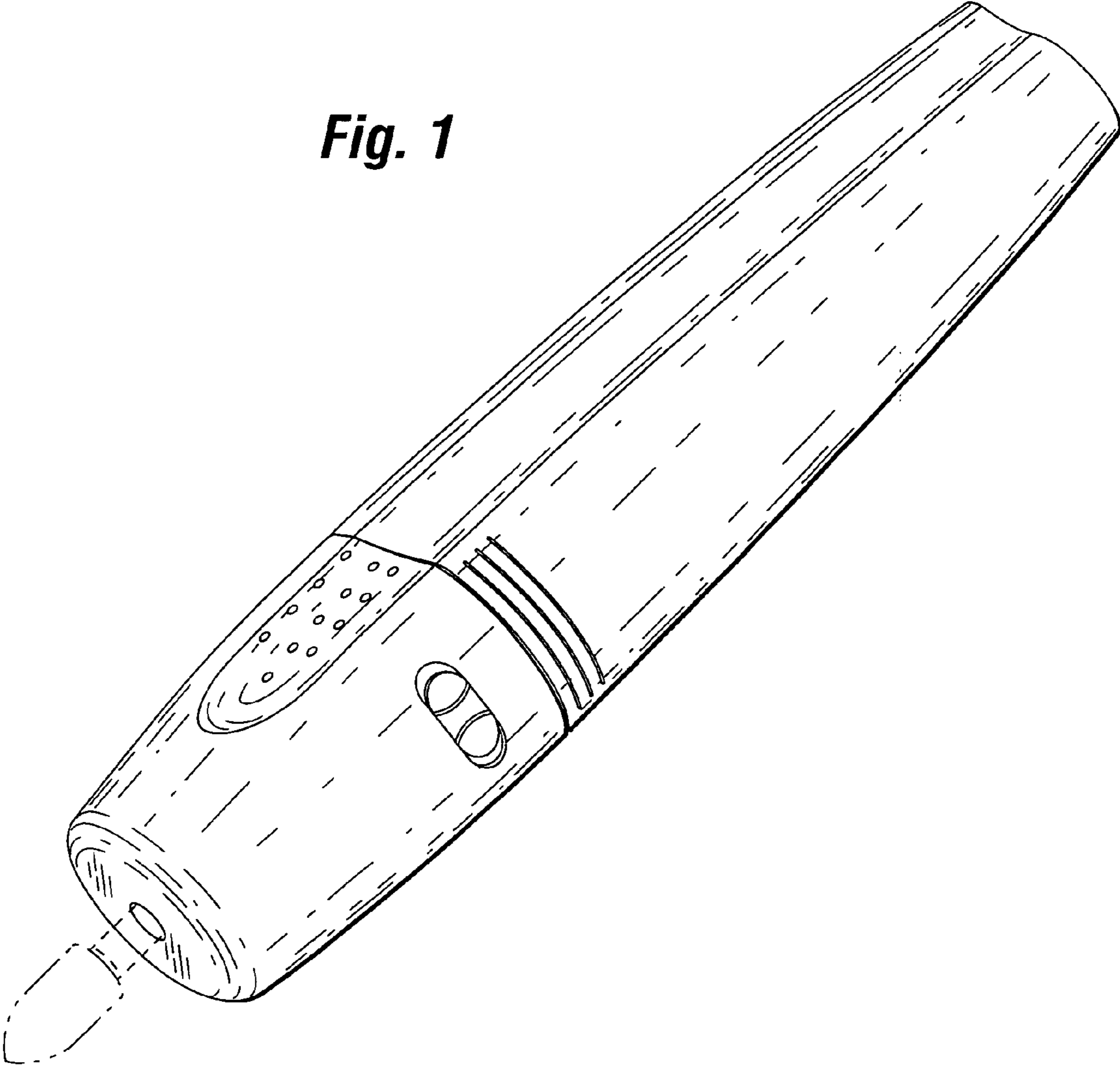


Fig. 2

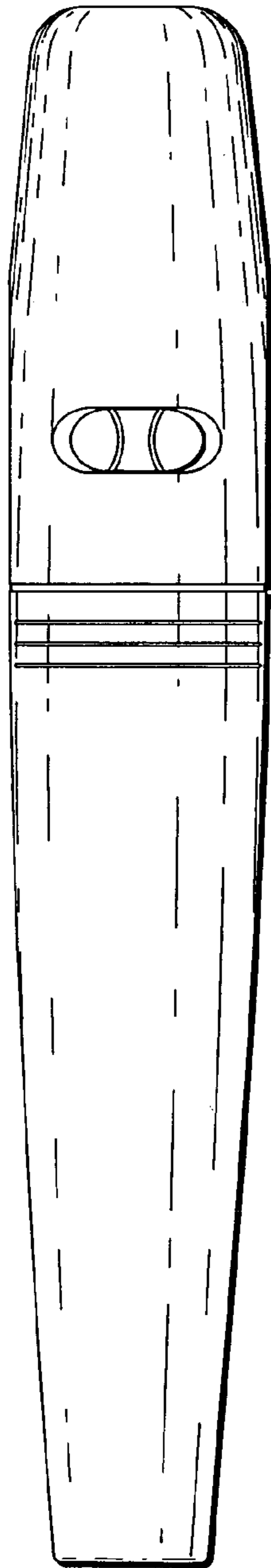


Fig. 3




Fig. 4




Fig. 5




Fig. 6

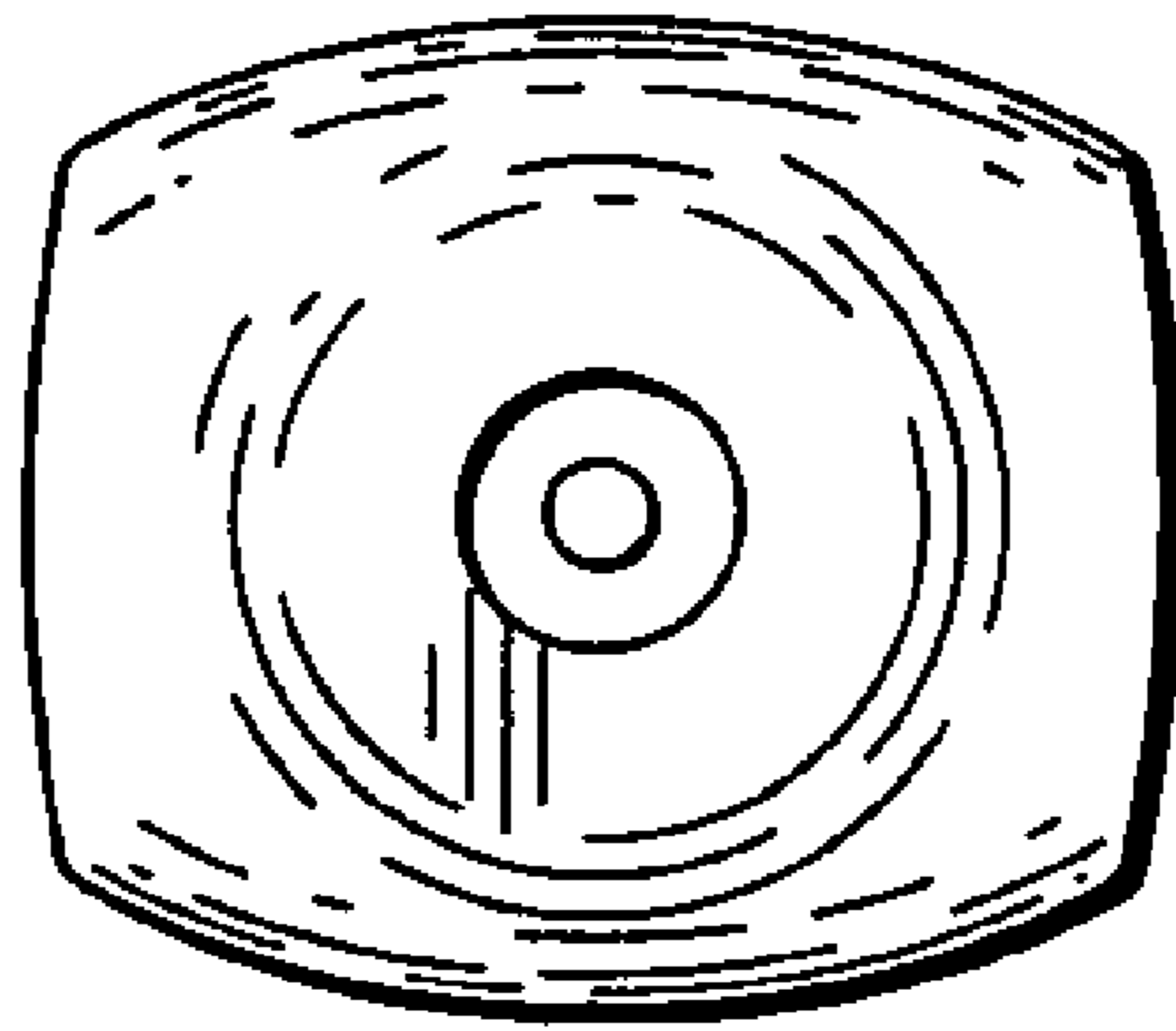


Fig. 7

