



US00D603557S

(12) **United States Design Patent**
Rhoad

(10) **Patent No.:** **US D603,557 S**

(45) **Date of Patent:** **** Nov. 3, 2009**

(54) **SAFETY RAZOR GRIP**

(75) Inventor: **Wes Rhoad**, Hamden, CT (US)

(73) Assignee: **Eveready Battery Company, Inc.**, St. Louis, MO (US)

(**) Term: **14 Years**

(21) Appl. No.: **29/326,367**

(22) Filed: **Oct. 16, 2008**

(51) **LOC (9) Cl.** **28-03**

(52) **U.S. Cl.** **D28/47**

(58) **Field of Classification Search** 30/32,
30/34.05, 34.1, 34.2, 41-41.8, 44-45, 47-51,
30/53-58, 526-533, 537; D28/44.1-48
See application file for complete search history.

(56) **References Cited**

U.S. PATENT DOCUMENTS

D230,221 S *	1/1974	Glaberson	D28/48
D255,387 S *	6/1980	Glaberson	D28/48
4,653,188 A *	3/1987	Kwak	30/41
D414,898 S *	10/1999	Grange	D28/48
D416,109 S *	11/1999	Wonderley	D28/48
D555,834 S	11/2007	Rhoad et al.		

D560,031 S	1/2008	Fischer et al.		
D560,033 S	1/2008	Rhoad et al.		
D560,851 S	1/2008	Rhoad et al.		
D563,045 S *	2/2008	Provost et al.	D28/48
2006/0283025 A1 *	12/2006	Follo et al.	30/527

* cited by examiner

Primary Examiner—Jennifer Rivard

(74) *Attorney, Agent, or Firm*—Energizer Personal Care, LLC.

(57) **CLAIM**

The ornamental design for the safety razor grip, as shown and described.

DESCRIPTION

FIG. 1 is a bottom perspective view of the safety razor grip.

FIG. 2 is a front view of the safety razor grip.

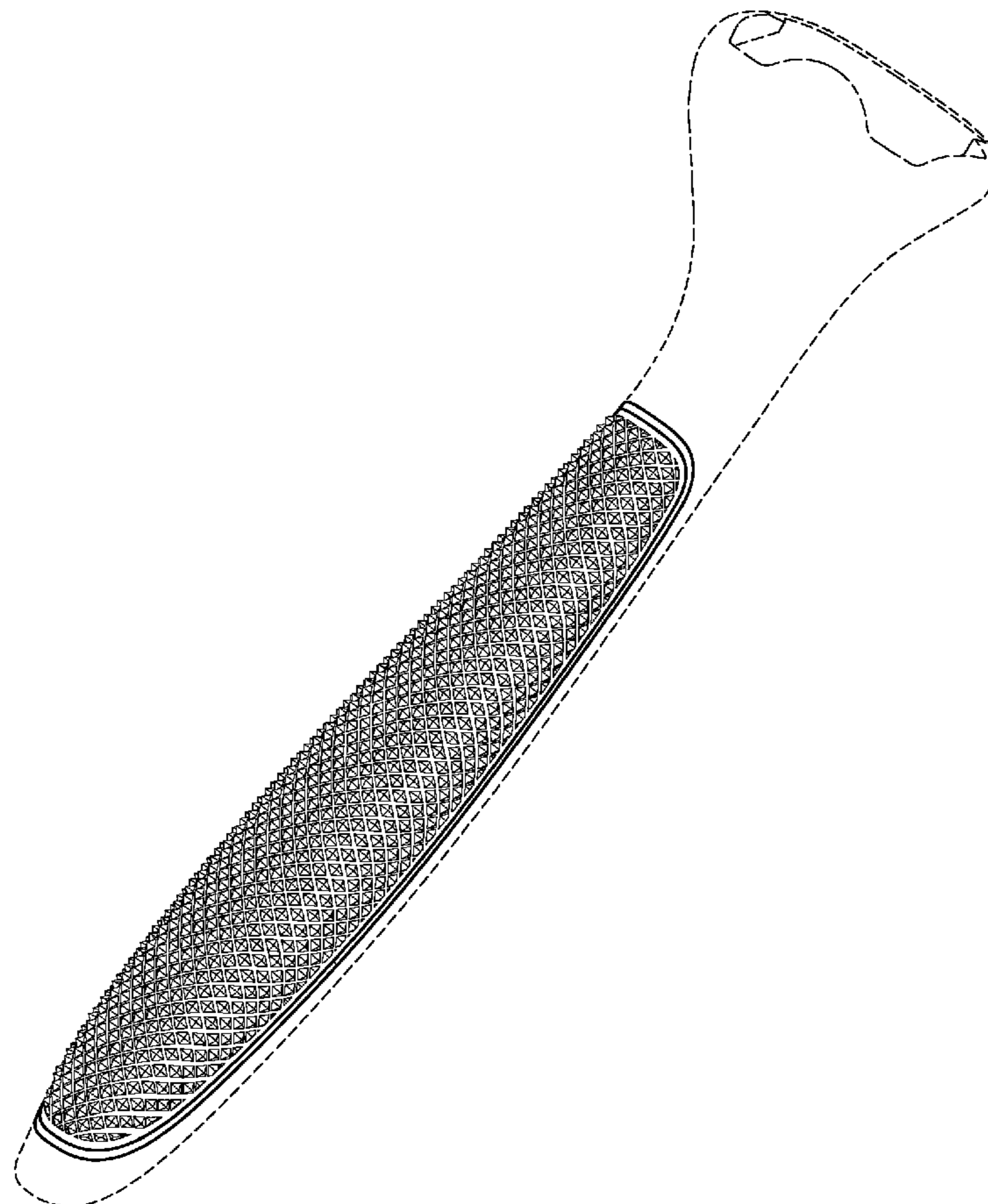
FIG. 3 is a right view of FIG. 2.

FIG. 4 is a left view of FIG. 2; and,

FIG. 5 is an upper end view of FIG. 2.

The broken lines are shown for illustrative purposes only and form no part of the claimed design.

1 Claim, 3 Drawing Sheets



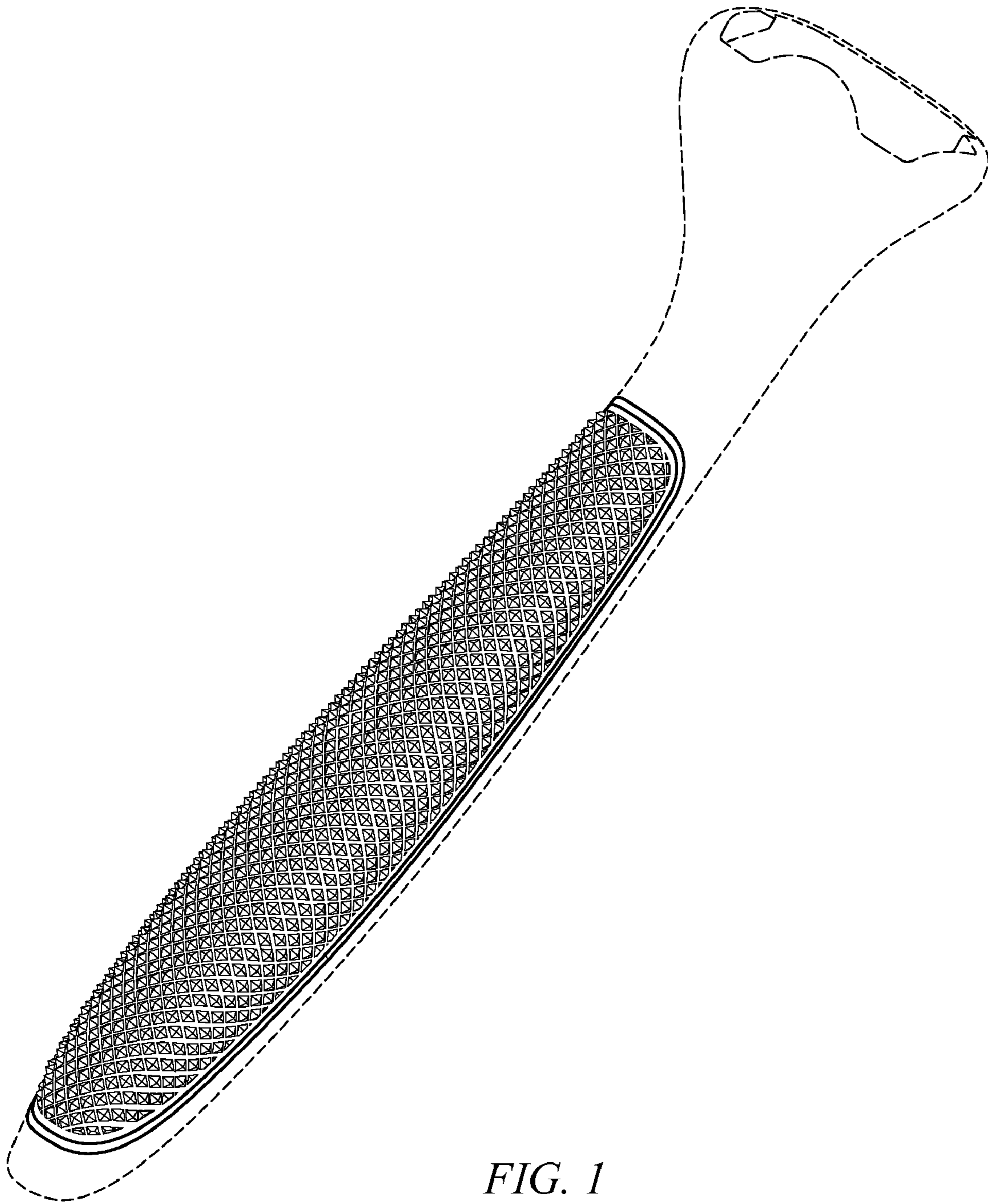


FIG. 1




FIG. 2

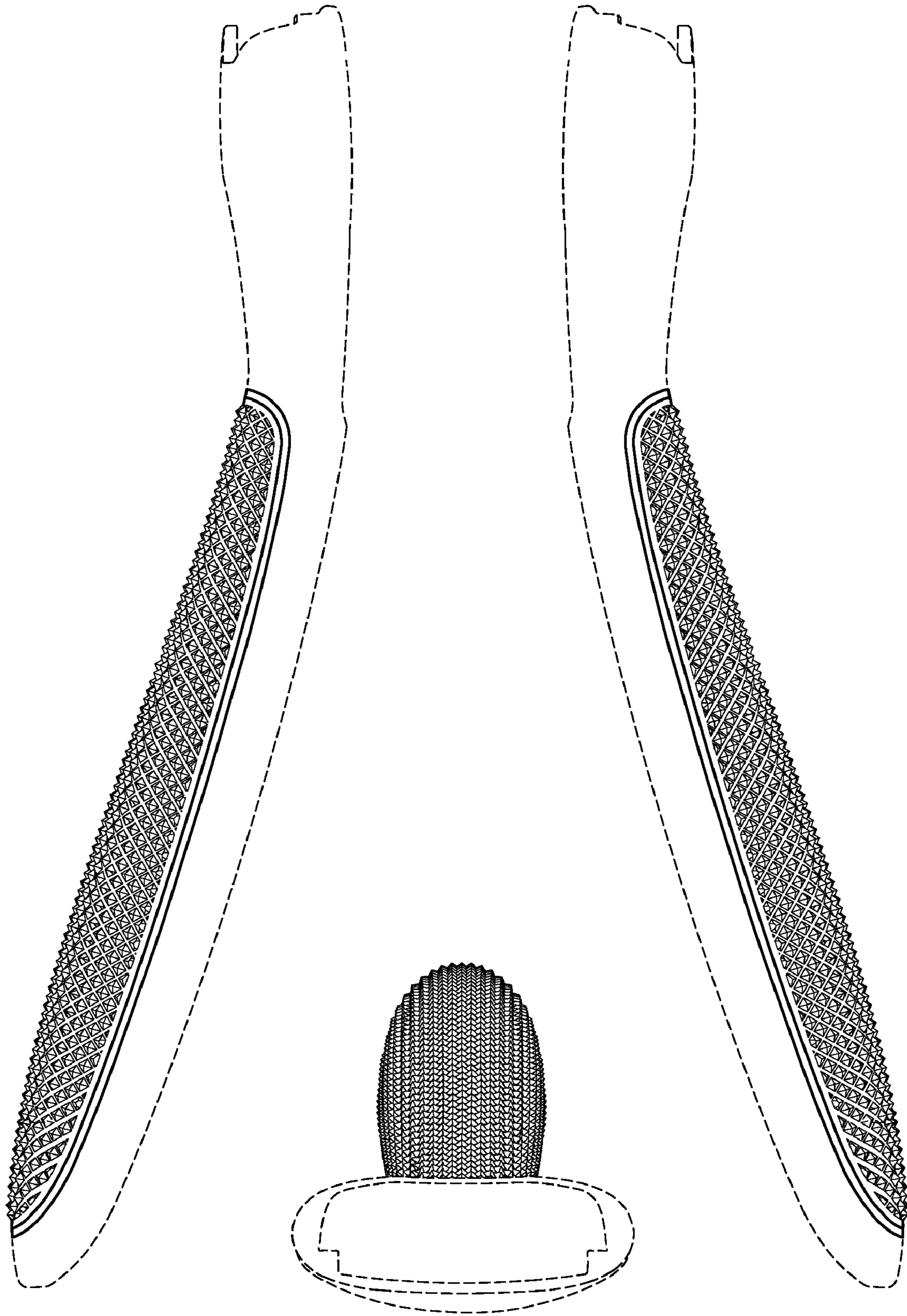


FIG. 3

FIG. 5

FIG. 4