



US00D603554S

(12) **United States Design Patent**
Shum et al.

(10) **Patent No.:** **US D603,554 S**

(45) **Date of Patent:** **** Nov. 3, 2009**

(54) **LIGHT**

(76) Inventors: **Frank Shum**, 1531 Oriole Ave.,
Sunnyvale, CA (US) 94087; **Joerg**
Student, 1326 Valencia St., Apt. #4, San
Francisco, CA (US) 94110

(**) Term: **14 Years**

(21) Appl. No.: **29/324,544**

(22) Filed: **Sep. 15, 2008**

(51) **LOC (9) Cl.** **26-99**

(52) **U.S. Cl.** **D26/118**

(58) **Field of Classification Search** D6/366,
D6/498, 495; 135/16; D34/5, 17, 27; D24/128;
362/410, 416, 801, 804, 319, 344, 345, 376,
362/396, 102, 145, 147, 219, 647; D26/145,
D26/150, 120, 128, 129, 138, 140, 141, 142,
D26/151, 154, 108, 109, 110, 111, 112, 113,
D26/118, 119, 155, 92, 93, 102, 103, 104,
D26/106, 107, 42, 24, 60, 61, 62, 63, 64,
D26/65, 66, 67, 68, 71, 72, 75, 76, 80, 81,
D26/83, 85, 86, 87, 88, 89, 90

See application file for complete search history.

(56) **References Cited**

U.S. PATENT DOCUMENTS

D147,900 S * 11/1947 Fanelli D26/60
D238,959 S * 2/1976 Kurokawa D26/62
4,612,909 A * 9/1986 Lee 126/299 D
D297,158 S * 8/1988 Marton et al. D23/387
D367,333 S * 2/1996 Swyst D26/43

D367,541 S * 2/1996 Kuo D26/62
D408,568 S * 4/1999 Schaak D26/62
D446,877 S * 8/2001 Lester D26/72
D457,672 S * 5/2002 Tsai D26/62
D472,659 S * 4/2003 Wang D26/63
D542,955 S * 5/2007 Hodgson D26/60
D563,581 S * 3/2008 Niu D26/62
D575,433 S * 8/2008 Nunes D26/73
D581,571 S * 11/2008 Levine D26/63
2006/0256584 A1 * 11/2006 Paoluccio 362/652

* cited by examiner

Primary Examiner—Cathron C Brooks
Assistant Examiner—Kevin K Rudzinski
(74) *Attorney, Agent, or Firm*—Aka Chan LLP

(57) **CLAIM**

The ornamental design for a light, as shown and described.

DESCRIPTION

FIG. 1 shows a first perspective view of a design for a light.

FIG. 2 shows a second perspective view of the design.

FIG. 3 shows a third perspective view of the design.

FIG. 4 shows a top view of the design.

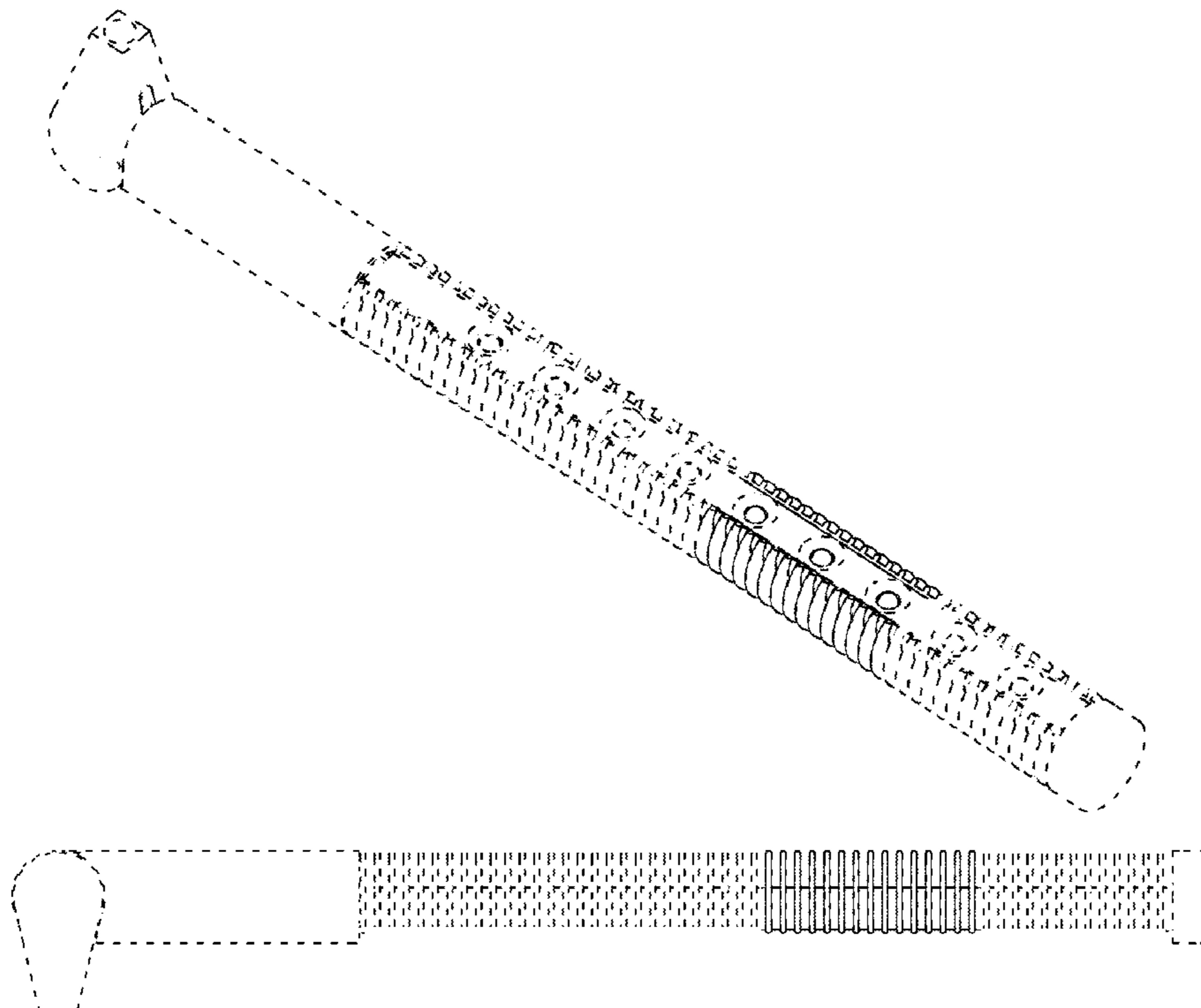
FIG. 5 shows a left side view of the design. A right side view of the design is a mirror image of the left side view.

FIG. 6 shows a bottom view of the design; and,

FIG. 7 shows a front view of the design.

The broken-line features in the figures are for illustrative purposes only and form no part of the claimed design.

1 Claim, 7 Drawing Sheets



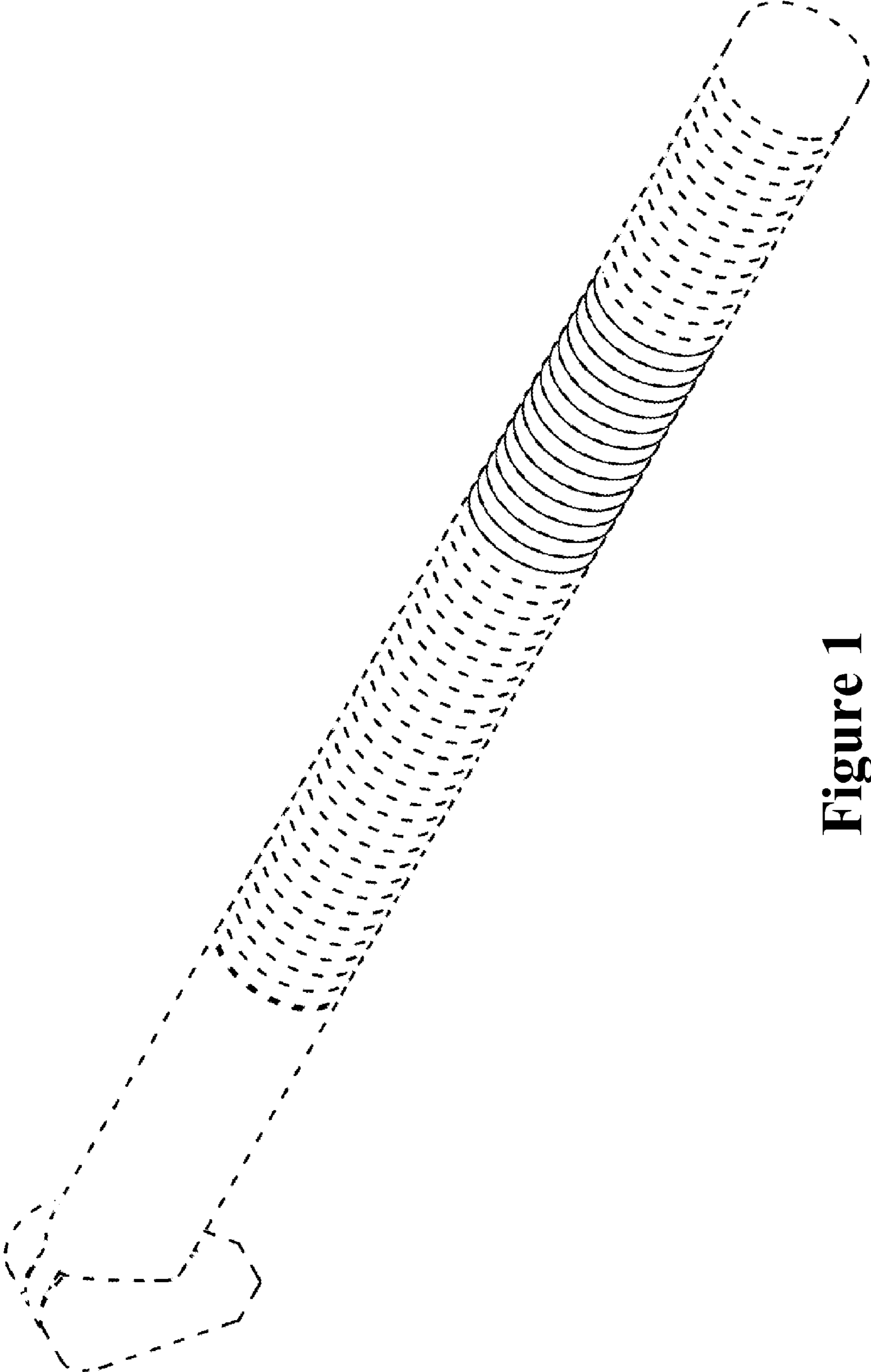


Figure 1

Figure 2



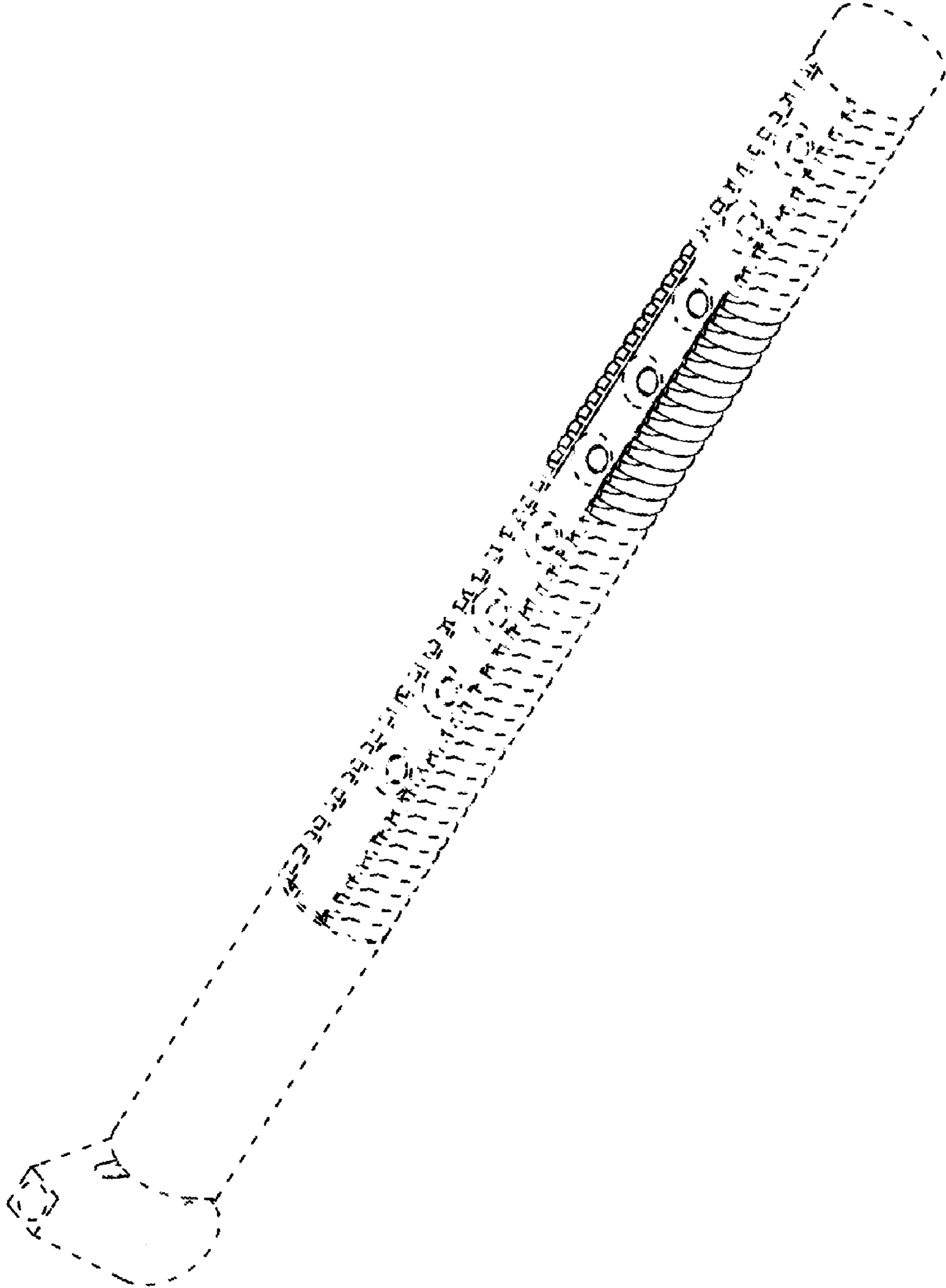


Figure 3




Figure 4

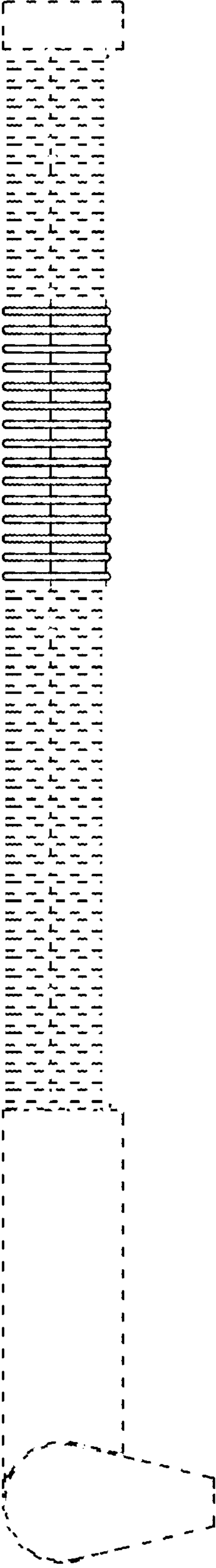


Figure 5




Figure 6



Figure 7