



US00D603552S

(12) **United States Design Patent**
Kampe

(10) **Patent No.:** **US D603,552 S**

(45) **Date of Patent:** **** Nov. 3, 2009**

(54) **PENDANT LIGHT FIXTURE**

4,344,112 A * 8/1982 Brown 362/376
D399,330 S * 10/1998 Geier et al. D26/88
D558,385 S * 12/2007 Bickler et al. D26/88

(75) Inventor: **Helmut Kampe**, Herne (DE)

(73) Assignee: **Unger Patent und Lizenz GmbH**,
Sevelen (CH)

(**) Term: **14 Years**

(21) Appl. No.: **29/307,026**

(22) Filed: **Mar. 27, 2008**

(51) **LOC (9) Cl.** **26-03**

(52) **U.S. Cl.** **D26/88**

(58) **Field of Classification Search** D26/75,
D26/76, 79, 81, 83, 84, 85, 86, 88-91, 118,
D26/138, 141; 362/147, 404-408

See application file for complete search history.

(56) **References Cited**

U.S. PATENT DOCUMENTS

D87,935 S 10/1932 Muench D26/88
D167,080 S 6/1952 Huegel D26/88
3,258,239 A * 6/1966 Green 362/407

OTHER PUBLICATIONS

Pendant lamp #14012/1 of the Legacy Collection shown on p. 83 of
the E.L.K. Lighting Catalog 2900. © 2009.*

* cited by examiner

Primary Examiner—Clare E Heflin

(74) *Attorney, Agent, or Firm*—Andrew Wilford

(57) **CLAIM**

The ornamental design for a pendant light fixture, as shown
and described.


DESCRIPTION

FIG. 1 is a side perspective view of the pendant light fixture
according to the invention, with the fixture having 360° rota-
tional symmetry;

FIG. 2 is a top view of the pendant light fixture; and,

FIG. 3 is a bottom view of the pendant light fixture.

1 Claim, 2 Drawing Sheets






FIG. 1

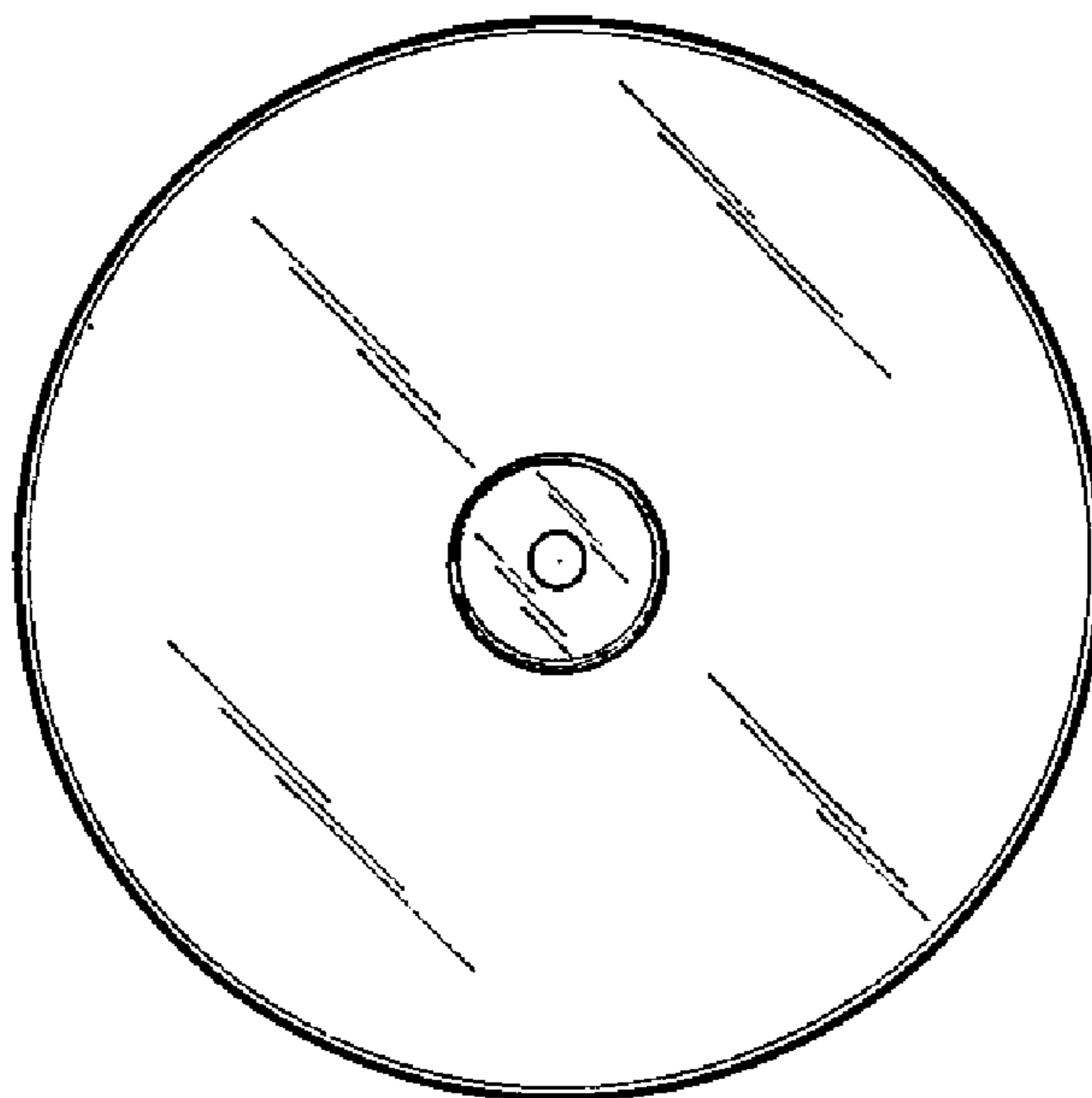


FIG. 2

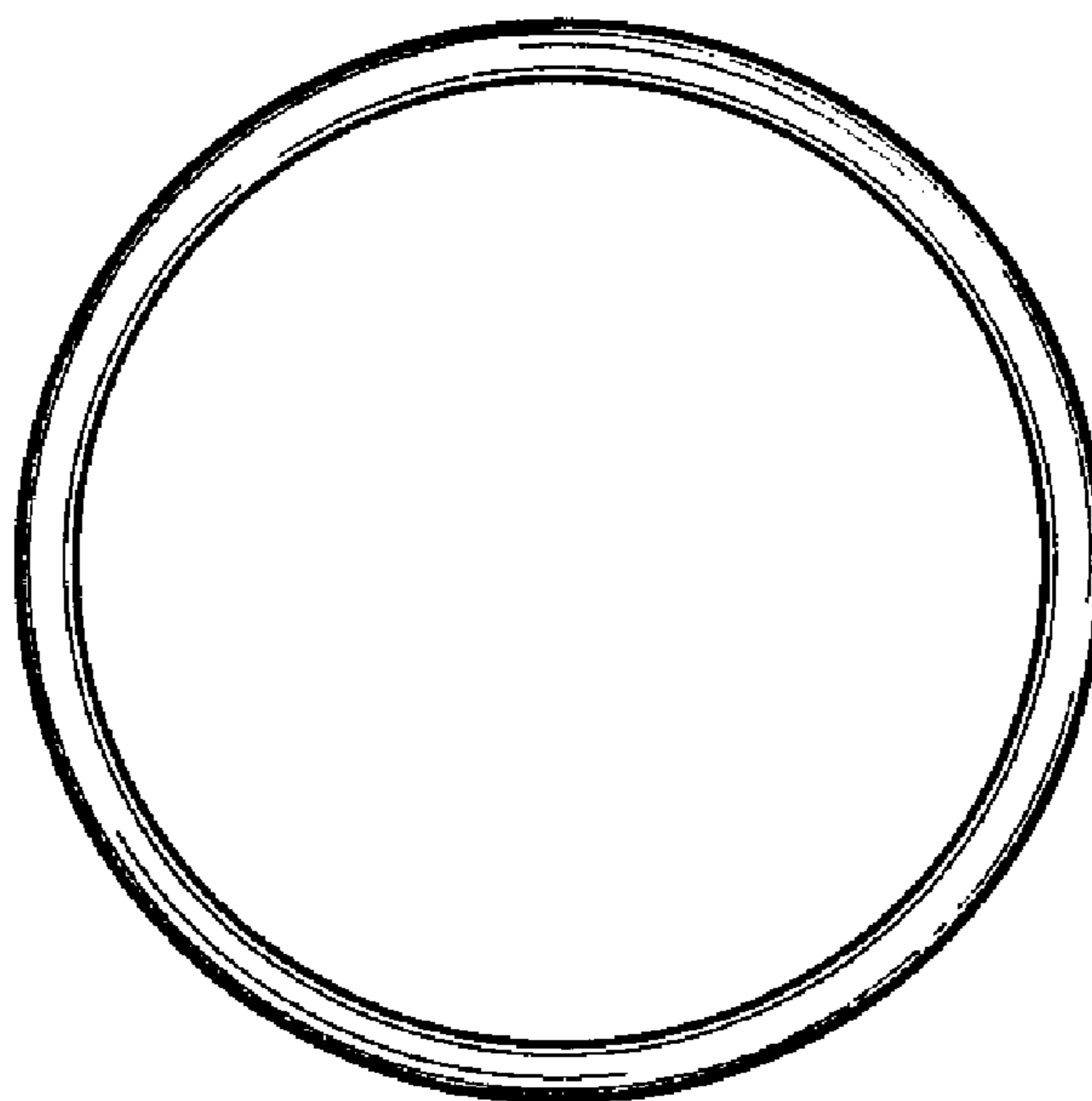


FIG. 3