



US00D603551S

(12) **United States Design Patent**  
**Carlson**

(10) **Patent No.:** **US D603,551 S**

(45) **Date of Patent:** **\*\* Nov. 3, 2009**

(54) **CHANDELIER**

(76) Inventor: **Jack Carlson**, 14 Willowend Dr.,  
Houston, TX (US) 77024

(\*\*) Term: **14 Years**

(21) Appl. No.: **29/335,194**

(22) Filed: **Apr. 9, 2009**

(51) **LOC (9) Cl.** ..... **26-03**

(52) **U.S. Cl.** ..... **D26/81**

(58) **Field of Classification Search** ..... D26/72,  
D26/81-86, 88-91; 362/147, 404-408, 443  
See application file for complete search history.

(56) **References Cited**

U.S. PATENT DOCUMENTS

D63,570 S	*	12/1923	Meixner	.....	D26/88
D71,025 S	*	9/1926	Krause	.....	D26/81
D71,524 S	*	11/1926	Lappin	.....	D26/81
D73,243 S	*	8/1927	Shapiro	.....	D26/84
D85,444 S	*	10/1931	Primakow	.....	D26/84
D384,432 S	*	9/1997	Octavio	.....	D26/84
D409,784 S	*	5/1999	Milicia	.....	D26/81
D432,256 S	*	10/2000	Dolan	.....	D26/84
D483,514 S	*	12/2003	Cuevas et al.	.....	D26/81

D534,295 S	*	12/2006	Chen	.....	D26/81
D542,458 S	*	5/2007	Blackman	.....	D26/81

\* cited by examiner

*Primary Examiner*—Clare E Heflin

(74) *Attorney, Agent, or Firm*—QuickPatents, Inc.; Kevin Prince

(57) **CLAIM**

I claim the ornamental design for a chandelier, as shown and described.

**DESCRIPTION**

FIG. 1 is a perspective view of a chandelier, showing my new design;



FIG. 2 is a front elevational view thereof, the rear elevational view, left-side elevational view, and right-side elevational view all being mirror images thereof;

FIG. 3 is a top plan view thereof; and,

FIG. 4 is a bottom plan view thereof.

The broken lines showing suspended lamps in FIG. 1 are included for the purpose of illustrating the invention in use, and form no part of the claimed design.

**1 Claim, 4 Drawing Sheets**






FIG. 1




FIG. 2



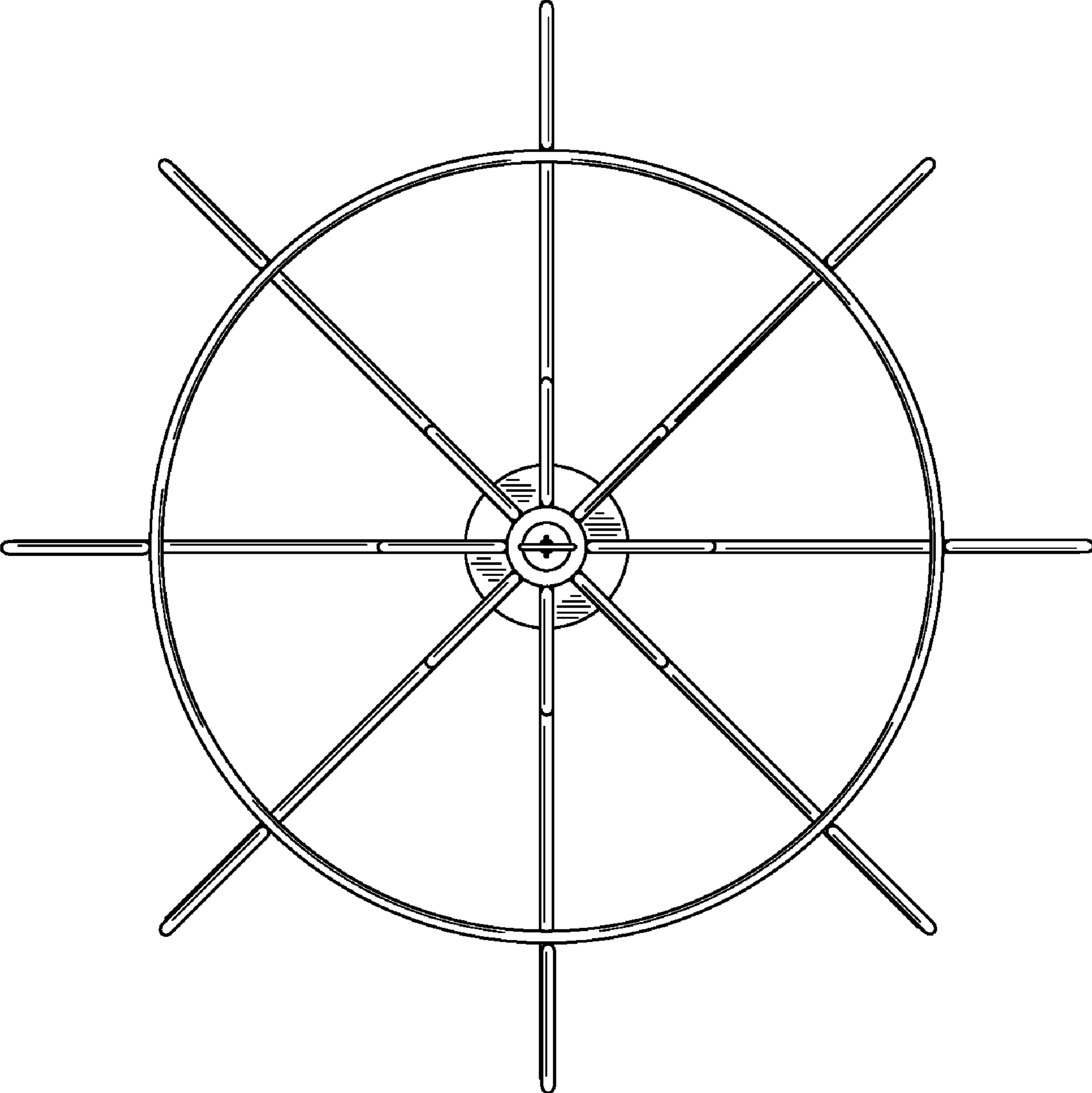


FIG. 3

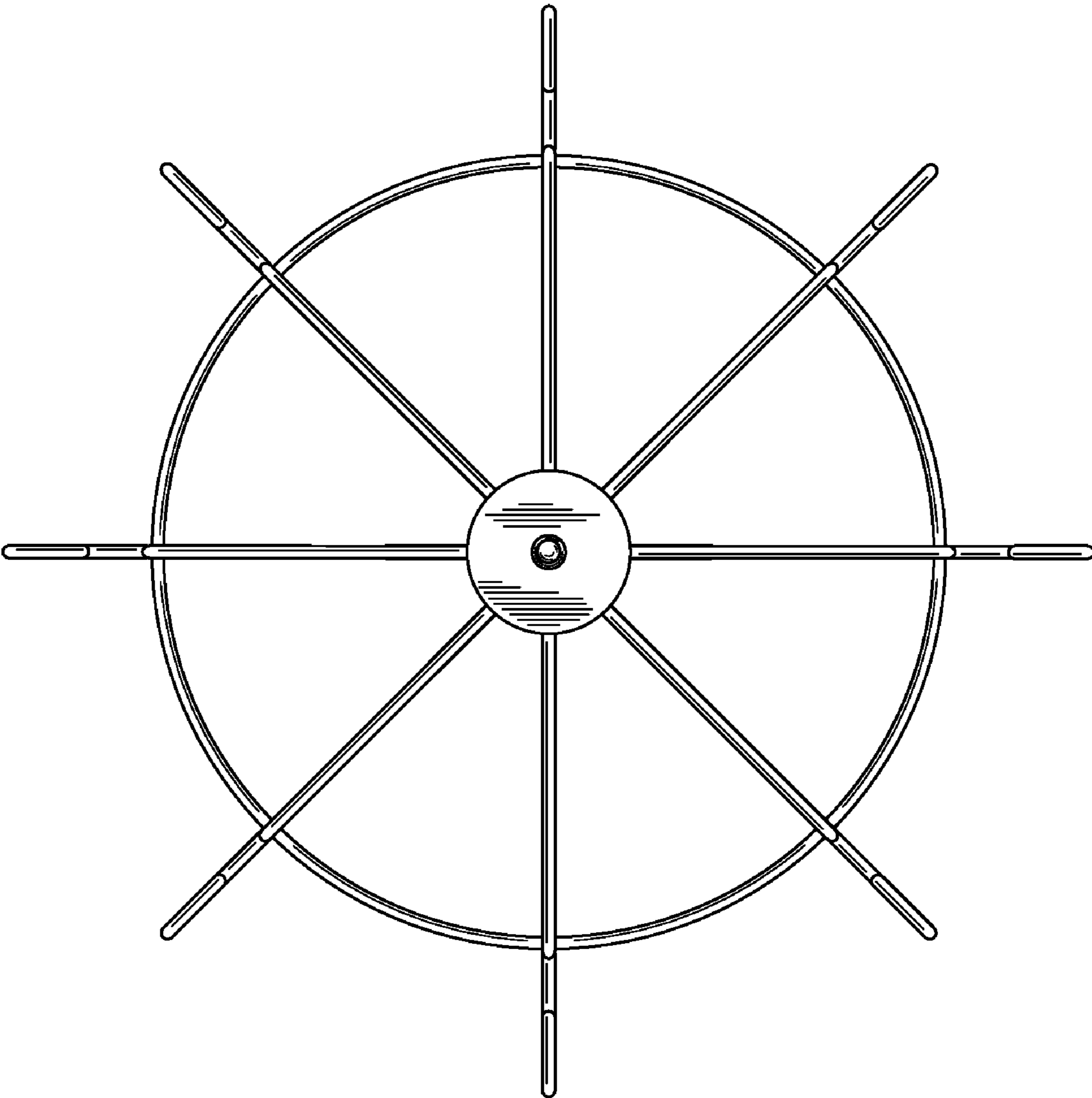


FIG. 4