



US00D603508S

(12) **United States Design Patent**  
**Kriska et al.**

(10) **Patent No.:** **US D603,508 S**  
(45) **Date of Patent:** **\*\* Nov. 3, 2009**

(54) **CERVICAL PLATE**

(75) Inventors: **Nickolas G. Kriska**, Canton, OH (US);  
**Richard N. Barros, II**, Cuyahoga Falls,  
OH (US); **Brian Edward Hockett**,  
Parma, OH (US)

(73) Assignee: **Theken Spine, LLC**, Akron, OH (US)

(\*\*) Term: **14 Years**

(21) Appl. No.: **29/320,805**

(22) Filed: **Jul. 3, 2008**

(51) **LOC (9) Cl.** ..... **24-03**

(52) **U.S. Cl.** ..... **D24/155**

(58) **Field of Classification Search** ..... D24/155–157;  
606/60, 61, 73, 95, 213, 281, 292, 70, 71,  
606/76, 246, 248, 249, 247, 280, 283, 272;  
623/17.11, 17.12, 17.13, 17.14, 17.15, 17.16,  
623/23.61, 23.56, 247, 213, 286; D15/143,  
D15/139; D8/382, 394

See application file for complete search history.

(56) **References Cited**

**U.S. PATENT DOCUMENTS**

- D240,044 S \* 5/1976 Kawaguchi ..... D24/180
- 4,488,543 A 12/1984 Tornier
- 4,503,848 A 3/1985 Caspar et al.
- 5,053,036 A 10/1991 Perren et al.
- 5,147,361 A 9/1992 Ojima et al.
- 5,151,103 A 9/1992 Tepic et al.
- 5,209,751 A 5/1993 Farris et al.
- 5,304,210 A 4/1994 Crook
- 5,344,421 A 9/1994 Crook
- 5,364,399 A 11/1994 Lowery et al.
- 5,470,333 A 11/1995 Ray
- 5,474,553 A 12/1995 Baumgart
- 5,549,612 A 8/1996 Yapp et al.
- 5,616,144 A 4/1997 Yapp et al.
- 5,676,666 A 10/1997 Oxland et al.
- 5,681,311 A 10/1997 Foley et al.
- 5,709,686 A 1/1998 Talos et al.
- D402,032 S \* 12/1998 Stone ..... D24/155

- D406,646 S \* 3/1999 Stone ..... D24/155
- 5,876,402 A 3/1999 Errico et al.
- 5,931,838 A 8/1999 Vito
- 5,951,558 A 9/1999 Fiz
- 5,954,722 A 9/1999 Bono
- 6,129,730 A 10/2000 Bono et al.
- 6,139,550 A 10/2000 Michelson
- 6,152,927 A 11/2000 Farris et al.
- 6,159,213 A 12/2000 Rogozinski
- 6,193,721 B1 2/2001 Michelson
- 6,206,882 B1 3/2001 Cohen
- D440,311 S \* 4/2001 Michelson ..... D24/155
- 6,224,602 B1 5/2001 Hayes
- 6,228,085 B1 5/2001 Theken et al.

(Continued)

**OTHER PUBLICATIONS**

Medtronic Sofamor Danek. Spinal Technologies Atlantis [online],  
[published on Jun. 27, 2002], [retrieved on Aug. 7, 2008]. Retrieved  
from the Internet <<http://www.sofamordanek.com/patient-spinal-atlantis.html>>.

(Continued)

*Primary Examiner*—Charles A Rademaker  
(74) *Attorney, Agent, or Firm*—Middleton Reutlinger; Robert  
H. Eichenberger; Scott W. Higdon

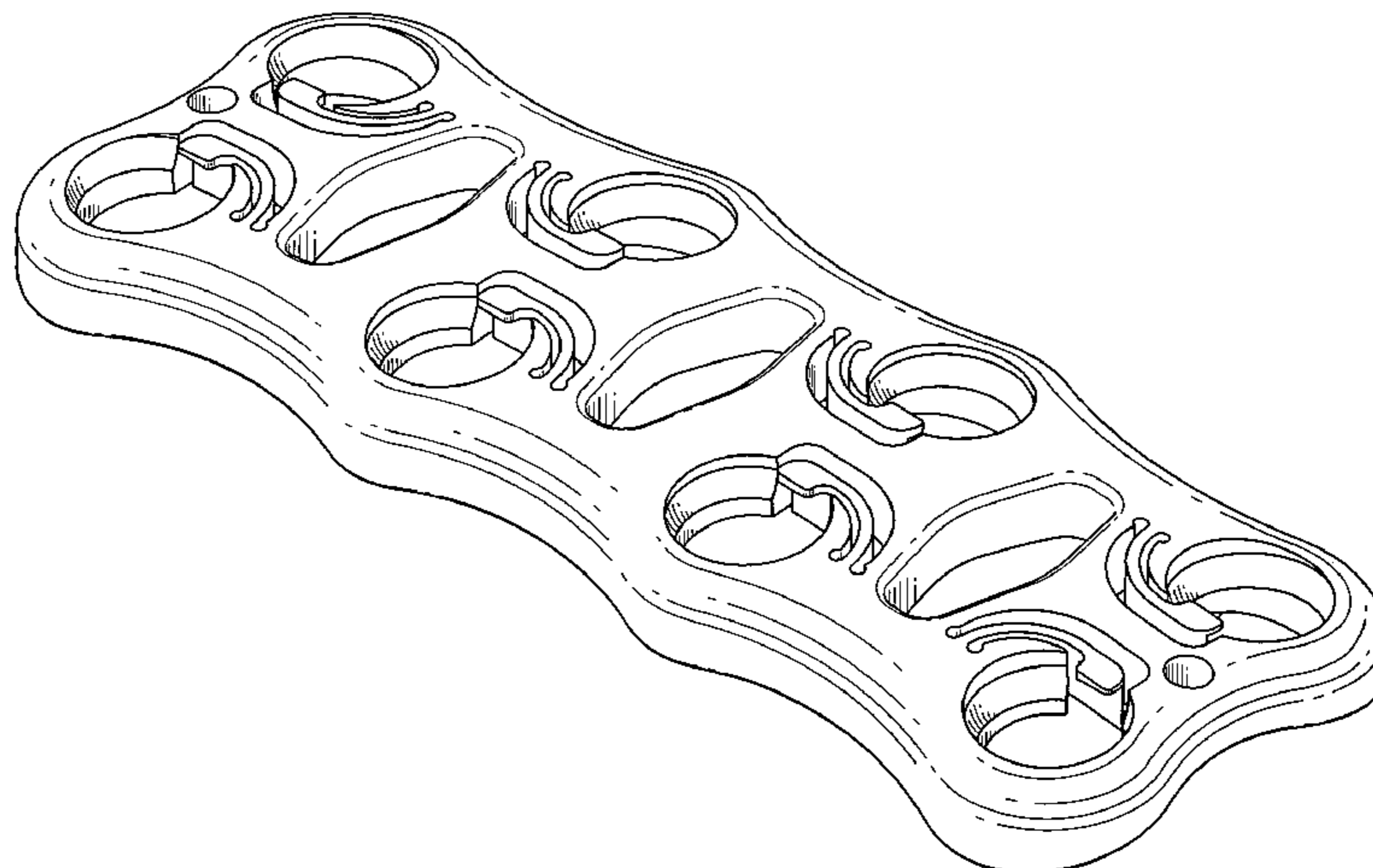
(57) **CLAIM**

The ornamental design for a cervical plate, as shown and  
described.

**DESCRIPTION**

FIG. 1 is a top perspective view of a cervical plate showing  
our new design;  
FIG. 2 is a top plan view thereof;  
FIG. 3 is a right side elevation thereof, the side opposite being  
a mirror image;  
FIG. 4 is a rear elevation thereof, the end opposite being a  
mirror image; and,  
FIG. 5 is a bottom plan view thereof.

**1 Claim, 5 Drawing Sheets**





U.S. PATENT DOCUMENTS

6,235,032	B1 *	5/2001	Link	606/280
6,235,033	B1	5/2001	Brace et al.	
6,235,034	B1	5/2001	Bray	
6,258,089	B1	7/2001	Campbell et al.	
6,273,889	B1	8/2001	Richelsoph	
6,290,703	B1	9/2001	Ganem	
D449,692	S	10/2001	Michelson	
6,306,139	B1	10/2001	Fuentes	
6,309,393	B1	10/2001	Tepic et al.	
6,342,055	B1	1/2002	Eisermann et al.	
6,361,537	B1	3/2002	Anderson	
6,383,186	B1	5/2002	Michelson	
6,398,783	B1	6/2002	Michelson	
6,402,756	B1	6/2002	Ralph et al.	
6,413,259	B1	7/2002	Lyons et al.	
6,416,528	B1	7/2002	Michelson	
6,428,542	B1 *	8/2002	Michelson	606/70
6,454,769	B2	9/2002	Wagner et al.	
6,454,771	B1	9/2002	Michelson	
6,458,133	B1	10/2002	Lin	
6,527,776	B1	3/2003	Michelson	
6,533,786	B1	3/2003	Needham et al.	
6,575,975	B2	6/2003	Brace et al.	
6,592,586	B1 *	7/2003	Michelson	606/71
6,599,290	B2	7/2003	Bailey et al.	
6,602,255	B1	8/2003	Campbell et al.	
6,602,256	B1	8/2003	Hayes	
6,602,257	B1	8/2003	Thramann	
6,605,090	B1	8/2003	Trieu et al.	
6,613,053	B1	9/2003	Collins et al.	
6,620,163	B1	9/2003	Michelson	
6,626,907	B2	9/2003	Campbell et al.	
6,652,525	B1 *	11/2003	Assaker et al.	606/296
6,669,700	B1	12/2003	Farris et al.	
6,695,846	B2	2/2004	Richelsoph et al.	
6,890,334	B2	5/2005	Brace et al.	
6,890,335	B2 *	5/2005	Grabowski et al.	606/71
6,916,320	B2 *	7/2005	Michelson	606/70
6,926,718	B1	8/2005	Michelson	
6,936,050	B2	8/2005	Michelson	
6,936,051	B2 *	8/2005	Michelson	606/71
6,945,973	B2 *	9/2005	Bray	606/71
6,964,664	B2	11/2005	Freid et al.	
6,969,390	B2	11/2005	Michelson	
7,001,387	B2	2/2006	Farris	
7,001,389	B1 *	2/2006	Navarro et al.	606/71
7,048,739	B2	5/2006	Konieczynski et al.	
7,074,221	B2 *	7/2006	Michelson	606/71
7,077,844	B2	7/2006	Michelson	
7,112,202	B2	9/2006	Michelson	
7,118,573	B2	10/2006	Michelson	
7,137,984	B2	11/2006	Michelson	
7,163,561	B2	1/2007	Michelson	
7,169,150	B2	1/2007	Shipp et al.	
7,186,256	B2 *	3/2007	Michelson	606/272
7,220,263	B2 *	5/2007	Cordaro	606/70
7,303,564	B2	12/2007	Freid	
7,306,605	B2 *	12/2007	Ross	606/70
7,318,825	B2 *	1/2008	Butler et al.	606/71
7,438,715	B2 *	1/2008	Doubler et al.	606/70
7,491,209	B2	2/2009	Mueller et al.	
2001/0037112	A1	11/2001	Brace	
2002/0045898	A1	4/2002	Freid	
2002/0058939	A1	5/2002	Wagner et al.	
2002/0120273	A1	8/2002	Needham et al.	
2002/0151899	A1	10/2002	Bailey	
2002/0183754	A1	12/2002	Michelson	
2003/0045880	A1	3/2003	Michelson	
2003/0181912	A1	9/2003	Michelson	
2003/0199876	A1	10/2003	Brace	
2003/0208204	A1	11/2003	Bailey et al.	

2003/0225409	A1	12/2003	Freid
2004/0097935	A1	5/2004	Richelsoph et al.
2004/0158246	A1	8/2004	Assaker et al.
2004/0181226	A1	9/2004	Michelson
2004/0220572	A1	11/2004	Michelson
2004/0236334	A1	11/2004	Michelson
2005/0038436	A1	2/2005	Michelson
2005/0085812	A1	4/2005	Sherman et al.
2005/0187552	A1	8/2005	Michelson

OTHER PUBLICATIONS

Stryker Corporation. Stryker Reflex Hybrid ACP Implant [online], [retrieved on Aug. 7, 2008]. Retrieved from the internet <<http://www.stryker.com/en-us/products/Spine/Cervical/ReflexHybridACP/index.htm>>.

Medscape. CSLP Small Stature technology [online], [retrieved Aug. 7, 2008]. Retrieved from the internet <<http://www.medscape.com/content/2002/00/42/49/424941/art-nf424941.fig3.jpg>>.

Synthes. Vectra-T [online], [retrieved on Aug. 7, 2008]. Retrieved from the internet <<http://www.synthes.com/html/Vectra-T.6894.0.html>>.

Blackstone Medical, Inc. 3° Anterior Cervical Plate System [online], [retrieved on Aug. 7, 2008]. Retrieved from the internet <<http://www.blackstonemedical.com/3degree.php>>.

NuVasive, Inc. NuVasive—Improving Spine Surgery Through the Application of Creative Technologies [online], [retrieved on Aug. 7, 2008]. Retrieved from the internet <<http://www.nuvasive.com/nuv-flash/home/home.swf>>.

Alphatec Spine Inc. Deltaloc Anterior Cervical Plating System [online], [retrieved on Aug. 7, 2008]. Retrieved from the internet <<http://www.alphatecspine.com/deltaloc.html>>.

DePuy Spine, Inc. Eagle Rigid Anterior Cervical Plate System [online], [retrieved on Aug. 7, 2008]. Retrieved from the internet <<http://www.depuy spine.com/products/cervicaloct/eagle.asp>>.

Abbott Laboratories. SC-AcuFix [online], [retrieved on Aug. 7, 2008]. Retrieved from the internet <<http://international.abbottspine.com/index.php?id=79>>.

Acuna Fombona. Acuna Fombona [online], Slimline technology, [retrieved on Aug. 7, 2008]. Retrieved from the internet <<http://www.acuna-fombona.com/products/products02.htm>>.

Amedica. Valeo CP Cervical Plate System [online], [retrieved on Aug. 7, 2008]. Retrieved from the internet <<http://www.amediacorp.com/>>.

K2M, Inc. Pyrenees Cervical Plate System [online], [retrieved on Aug. 7, 2008]. Retrieved from the internet <<http://www.k2m.com/products/pyreneescervical.cfm>>.

Zimmer Spine, Inc. Trinica and Trinica Select Anterior Cervical Plate System [online], [retrieved on Aug. 7, 2008]. Retrieved from the internet <<http://www.zimmer.com/web/enUS/pdf/Trinica.pdf>>.

Medscape. Orion technology, [online], [retrieved on Aug. 7, 2008]. Retrieved from the internet <[www.medscape.com/content/2004/00/46/468466/art-nf468466.fig9.jpg](http://www.medscape.com/content/2004/00/46/468466/art-nf468466.fig9.jpg)>.

Biomet, Inc. C-Tek Anterior Cervical Plate [online], [retrieved on Aug. 7, 2008]. Retrieved from the internet <<http://www.biomet.com/spine/products.cfm?pdid=3&majcid=13&prodid=126>>.

X-Spine Systems, Inc. Spider Cervical Plating System [online], [retrieved on Aug. 7, 2008]. Retrieved from the internet <<http://www.x-spine.com/Products/spider.htm>>.

Medtronic Sofamor Danek. Spinal Technologies Zephir [online], [published on Mar. 25, 2002], [retrieved on Aug. 7, 2008]. Retrieved from the internet <<http://www.sofamordanek.com/patient-spinal-zephir.html>>.

Synthes. CSLP-Cervical Spine Locking Plate [online], [retrieved on Aug. 7, 2008]. Retrieved from the internet <[http://www.synthes.com/html/fileadmin/Shared/shop/Printed\\_Materials/Techique\\_Guide/Spine\\_2007\\_08/036.000.062.pdf](http://www.synthes.com/html/fileadmin/Shared/shop/Printed_Materials/Techique_Guide/Spine_2007_08/036.000.062.pdf)>.

Depuy Spine, Inc. Slim Loc Anterior Cervical Plate System [online], [retrieved on Aug. 7, 2008]. Retrieved from the internet <<http://www.depuy spine.com/products/cervicaloct/slimloc.asp>>.

Pioneer Surgical Technology, Inc. Pioneer Anterior Cervical Plate [online], [retrieved on Aug. 7, 2008]. Retrieved from the internet <[http://www.pioneersurgical.com/products\\_spine\\_acp.asp?](http://www.pioneersurgical.com/products_spine_acp.asp?)>.



Biomet, Inc. Cyprus Anterior Cervical Plate System [online], [retrieved on Aug. 8, 2008]. Retrieved from the internet <<http://www.biomet.com/templates/btbs/pdf/cyprus.pdf>>.

Alphatec Spine, Inc. Trestle Anterior Cervical Plating System [online], [retrieved on Aug. 7, 2008]. Retrieved from the internet <<http://www.alphatecspine.com/trestle.html>>.

Medtronic Sofamor Danek. Spinal Technologies Atlantis Vision [online], [published on Sep. 20, 2004], [retrieved on Aug. 7, 2008]. Retrieved from the internet <<http://www.sofamordanek.com/atlantis-vision.html>>.

Synthes. CSLP VA [online], [retrieved on Aug. 7, 2008]. Retrieved from the internet <[http://www.synthes.com/html/fileadmin/Shared/shop/Printed\\_Materials/Technique\\_Guide/Spine\\_2007\\_08/036.000.362.pdf](http://www.synthes.com/html/fileadmin/Shared/shop/Printed_Materials/Technique_Guide/Spine_2007_08/036.000.362.pdf)>.

Synthes. Vectra [online], [retrieved on Aug. 7, 2008]. Retrieved from the internet <<http://www.synthes.com/html/Vectra.6895.0.html>>.

Depuy Spine, Inc. Uniplate Anterior Cervical Plate System [online], [retrieved on Aug. 7, 2008]. Retrieved from the internet <<http://www.depuyspine.com/products/cervicaloct/uniplate.asp>>.

Alphatec Spine Inc. Deltaloc Reveal Anterior Cervical Plating System [online], [retrieved on Aug. 7, 2008]. Retrieved from the internet <<http://www.alphatecspine.com/deltalocreveal.html>>.

Globus Medical. Cervical Products [online], Assure technology, [retrieved on Aug. 7, 2008]. Retrieved from the internet <<http://www.globusmedical.com/products/cervical.php>>.

Blackstone Medical, Inc. Reliant Anterior Cervical Plate System [online], [retrieved on Aug. 7, 2008]. Retrieved from the internet <<http://www.blackstonemedical.com/reliant.php>>.

Depuy Spine, Inc. Swift Dynamic Anterior Cervical Plate System [online], [retrieved on Aug. 7, 2008]. Retrieved from the internet

<<http://www.depuyspine.com/products/cervicaloct/swift.asp>>.

Blackstone Medical, Inc. Hallmark Anterior Cervical Plate System [online], [retrieved on Aug. 7, 2008]. Retrieved from the internet <<http://www.blackstonemedical.com/hallmark.php>>.

Biomet, Inc. Cyclops Cervical Plate [online], [retrieved on Aug. 7, 2008]. Retrieved from the internet <<http://www.biomet.com/spine/products.cfm?pdid=3&majcid=13&prodid=174>>.

DePuy Spine, Inc. Skyline Anterior Cervical Plate System [online], [retrieved on Aug. 7, 2008]. Retrieved from the internet <<http://www.depuyspine.com/products/cervicaloct/skyline.asp>>.

Biomet, Inc. SpineLink Anterior Cervical Plate [online], [retrieved on Aug. 7, 2008]. Retrieved from the internet <<http://www.biomet.com/spine/products.cfm?pdid=3&majcid=13&prodid=15>>.

Biomet, Inc. VueLock Anterior Cervical Plate [online], [retrieved on Aug. 7, 2008]. Retrieved from the internet <<http://www.biomet.com/spine/products.cfm?pdid=3&majcid=13&prodid=18>>.

U.S. Appl. No. 29/320,796, filed Jul. 3, 2008, Kriska et al.

U.S. Appl. No. 29/320,798, filed Jul. 3, 2008, Kriska et al.

U.S. Appl. No. 29/320,799, filed Jul. 3, 2008, Kriska et al.

U.S. Appl. No. 29/320,800, filed Jul. 3, 2008, Kriska et al.

U.S. Appl. No. 29/320,802, filed Jul. 3, 2008, Kriska et al.

U.S. Appl. No. 29/320,803, filed Jul. 3, 2008, Kriska et al.

U.S. Appl. No. 29/320,804, filed Jul. 3, 2008, Kriska et al.

U.S. Appl. No. 29/320,806, filed Jul. 3, 2008, Kriska et al.

U.S. Appl. No. 29/320,807, filed Jul. 3, 2008, Kriska et al.

U.S. Appl. No. 29/320,808, filed Jul. 3, 2008, Kriska et al.

U.S. Appl. No. 29/320,809, filed Jul. 3, 2008, Kriska et al.

U.S. Appl. No. 29/320,810, filed Jul. 3, 2008, Kriska et al.

\* cited by examiner

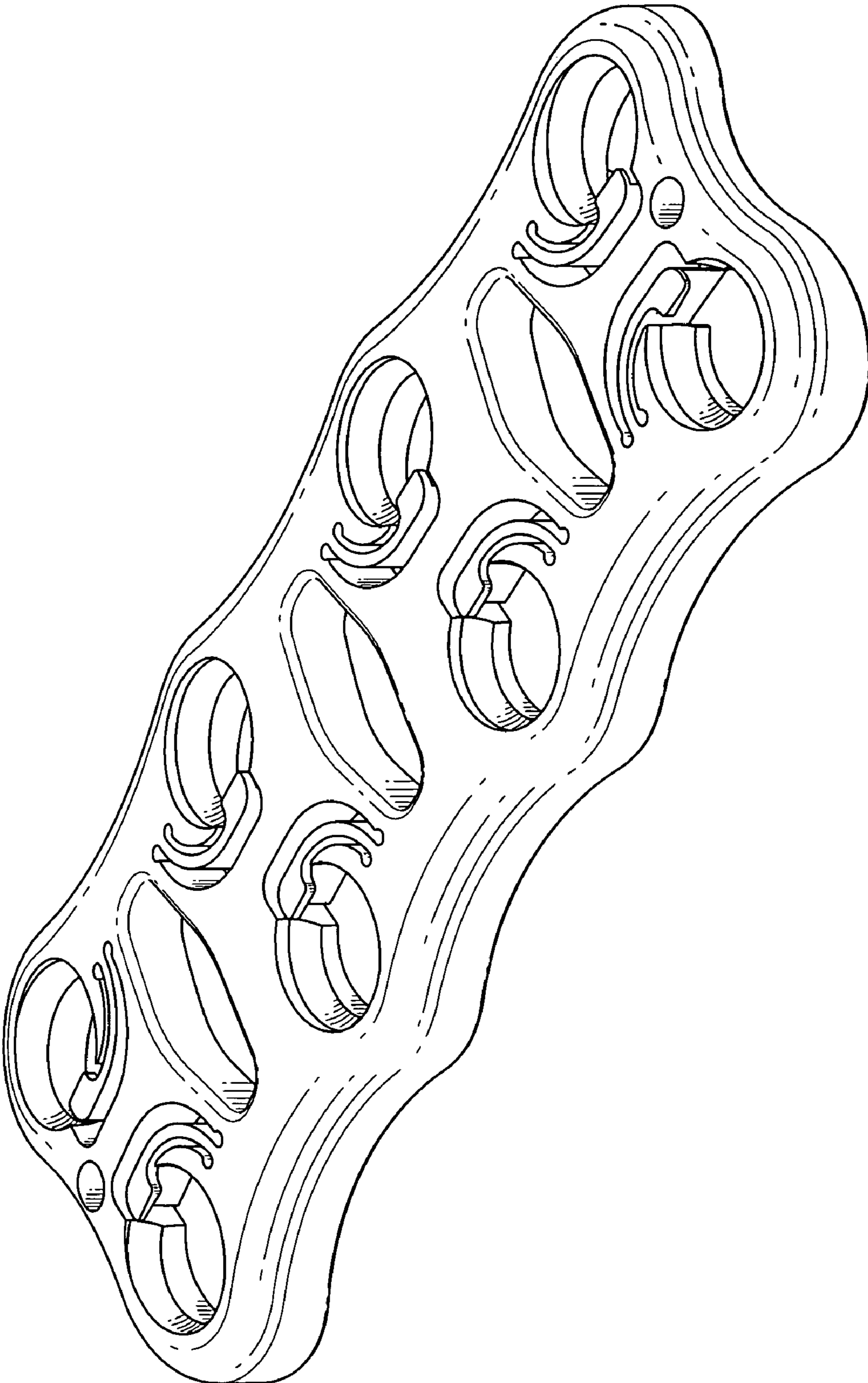


FIG. 1

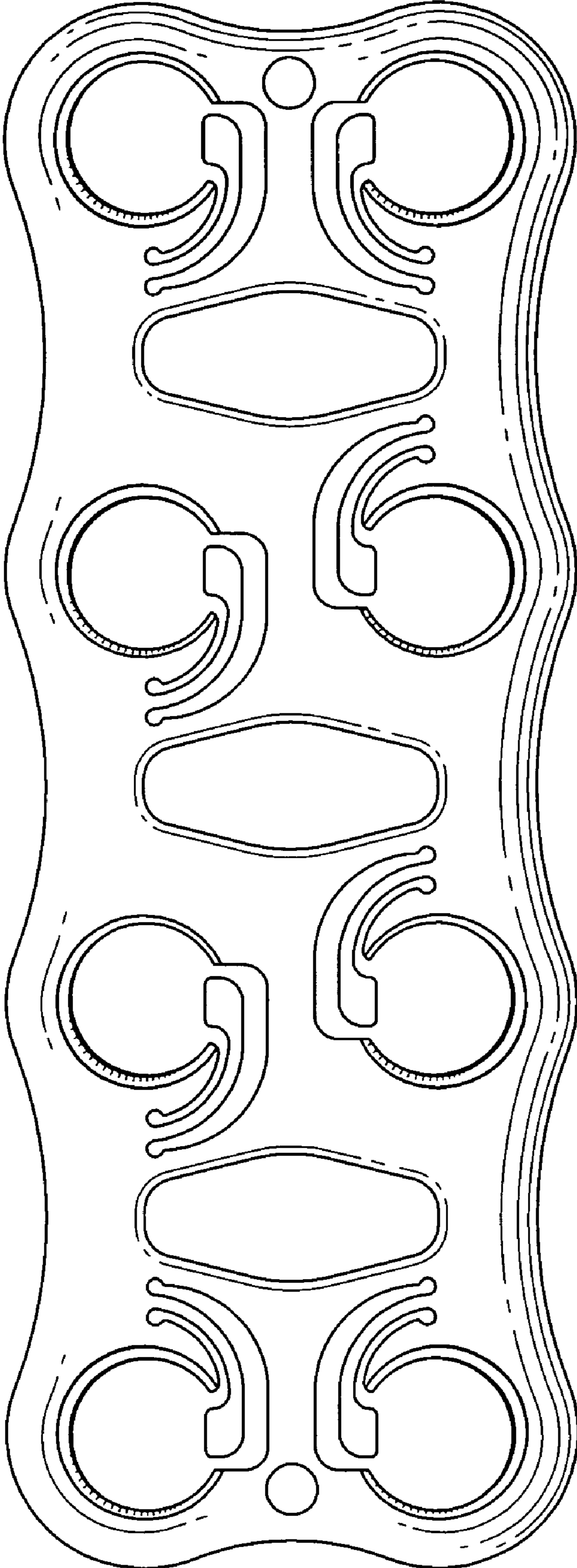


FIG. 2

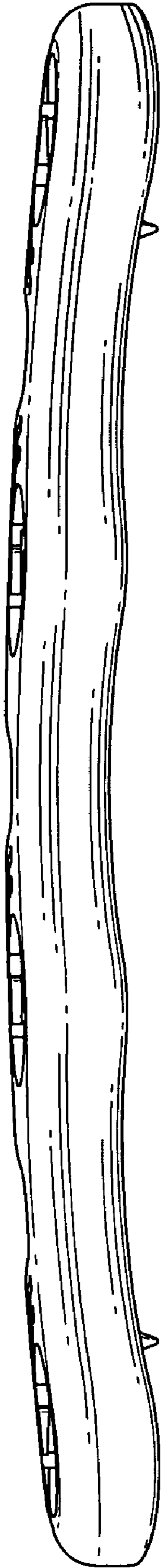


FIG. 3

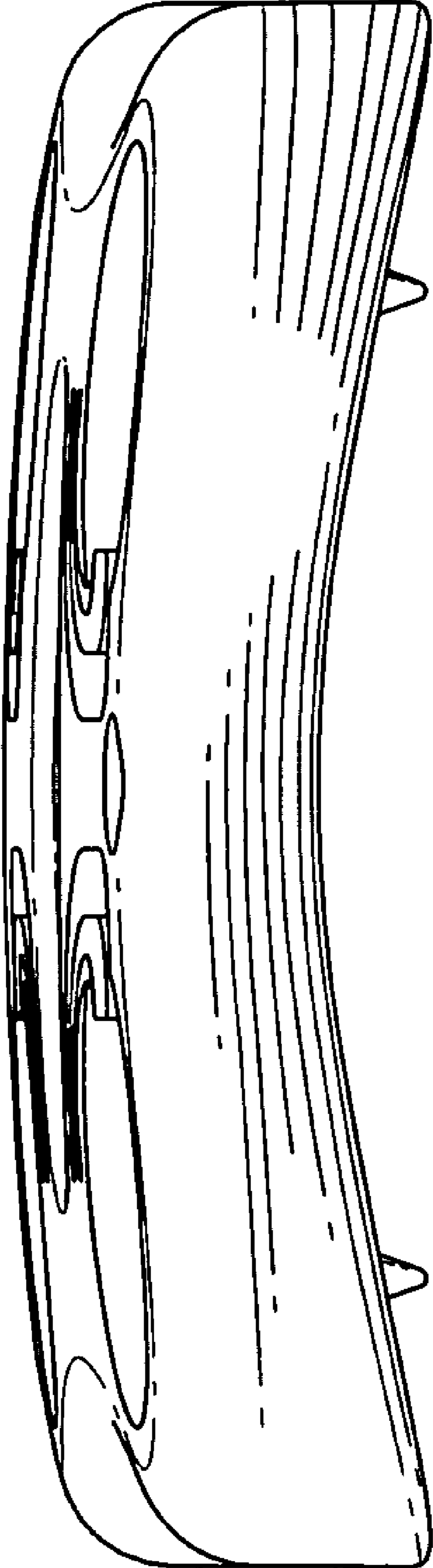


FIG. 4



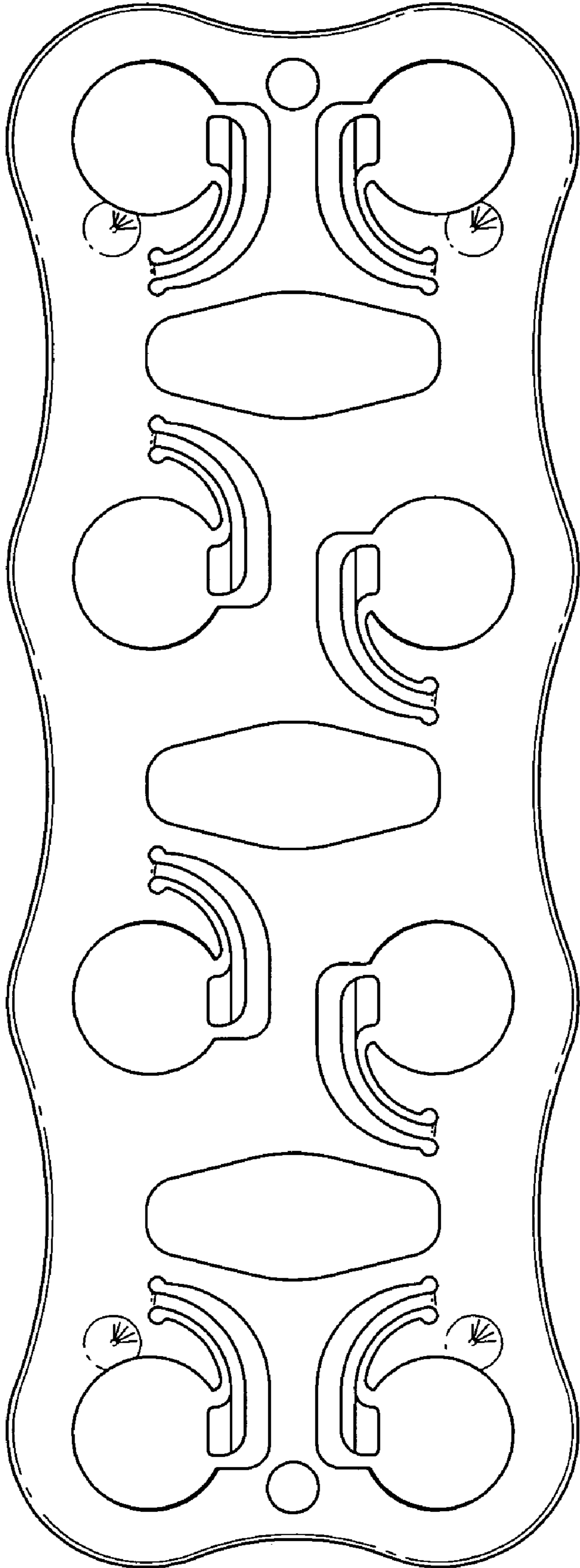


FIG. 5