

US00D603497S

(12) **United States Design Patent**  
**Choi**

(10) **Patent No.:** **US D603,497 S**  
(45) **Date of Patent:** **\*\* Nov. 3, 2009**

(54) **AIR PURIFIER**

(75) Inventor: **Hun Jung Choi**, Goyang (KR)

(73) Assignee: **Woongjin Coway Co., Ltd.**, Gongju,  
Choongcheongnam-Do (KR)

(\*\*) Term: **14 Years**

(21) Appl. No.: **29/309,647**

(22) Filed: **Sep. 19, 2008**

(30) **Foreign Application Priority Data**

Jul. 21, 2008 (KR) ..... 30-2008-0031436

(51) **LOC (9) Cl.** ..... **23-04**

(52) **U.S. Cl.** ..... **D23/364**

(58) **Field of Classification Search** ..... D23/364,  
D23/355, 356, 359, 360, 362, 352, 366, 369,  
D23/332, 333, 335, 336, 342, 351; 422/120,  
422/122; 55/356, 473, 504; 96/97; D14/188,  
D14/170, 172; 261/DIG. 17, DIG. 65, DIG. 88,  
261/DIG. 31

See application file for complete search history.

(56) **References Cited**

**U.S. PATENT DOCUMENTS**

- D423,656 S \* 4/2000 De'Longhi ..... D23/333
- D497,984 S \* 11/2004 Tokunaga ..... D23/364
- D537,156 S \* 2/2007 Marengo et al. .... D23/364
- D537,157 S \* 2/2007 Murai ..... D23/364
- D539,883 S \* 4/2007 Lee et al. .... D23/351

- D543,266 S \* 5/2007 Chen ..... D23/364
- D544,082 S \* 6/2007 Fujii ..... D23/364
- D549,811 S \* 8/2007 Chen ..... D23/359
- D550,343 S \* 9/2007 Chen ..... D23/364
- D558,317 S \* 12/2007 Francisquini ..... D23/351
- D575,860 S \* 8/2008 Wu ..... D23/366
- D577,800 S \* 9/2008 Yoon ..... D23/359
- D583,450 S \* 12/2008 Choi ..... D23/364

**FOREIGN PATENT DOCUMENTS**

KR 30-0490538 5/2008

\* cited by examiner

*Primary Examiner*—T. Chase Nelson

*Assistant Examiner*—David G Muller

(74) *Attorney, Agent, or Firm*—McDermott Will & Emery  
LLP

(57) **CLAIM**

The ornamental design for an air purifier, as shown and described.

**DESCRIPTION**

FIG. 1 is the perspective view of the air purifier;

FIG. 2 is the front view thereof;

FIG. 3 is the rear view thereof;


FIG. 4 is the left side view thereof;

FIG. 5 is the right side view thereof;

FIG. 6 is the top view thereof; and,

FIG. 7 is the bottom view thereof.

**1 Claim, 6 Drawing Sheets**






FIG. 1

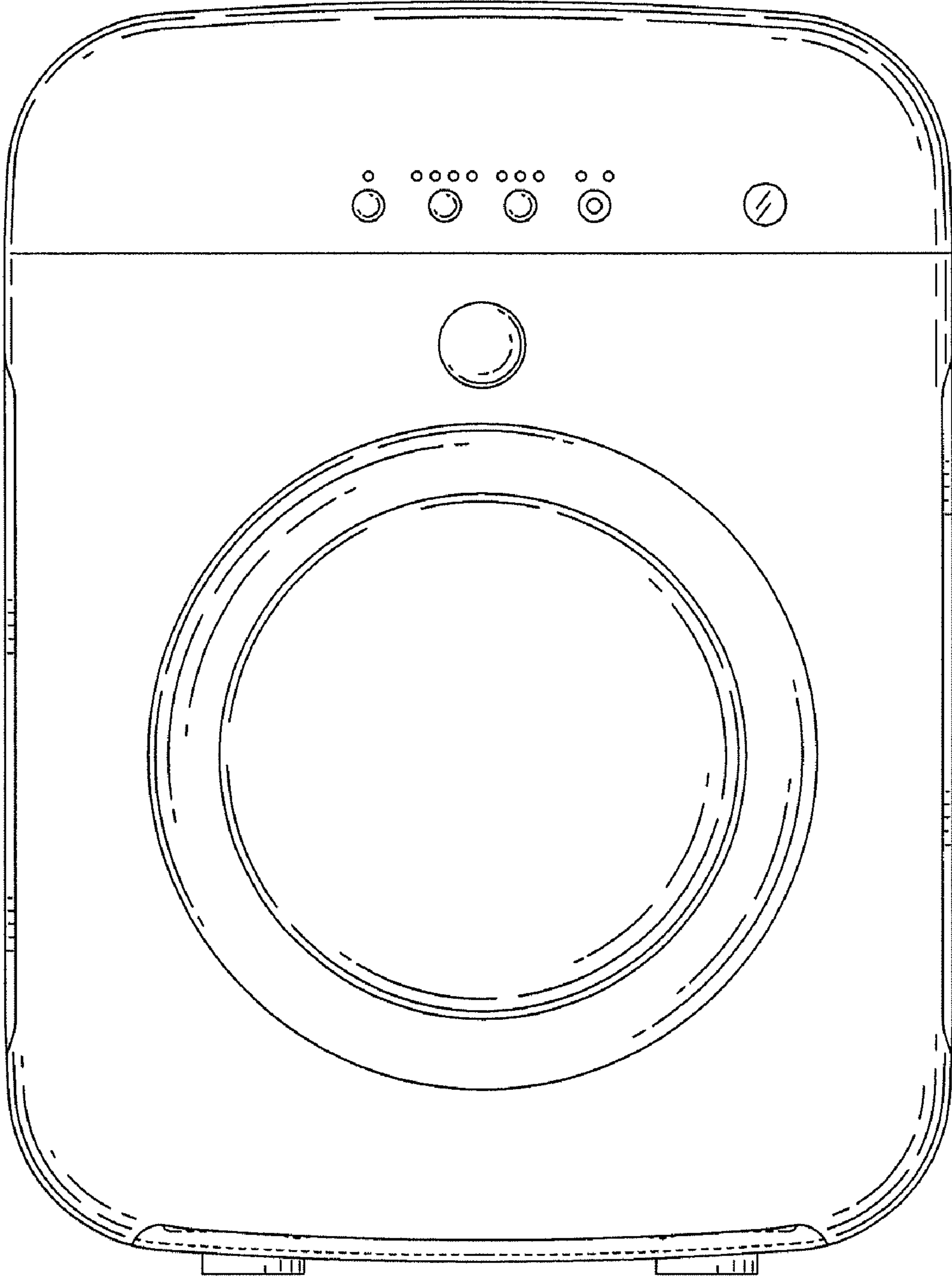


FIG. 2

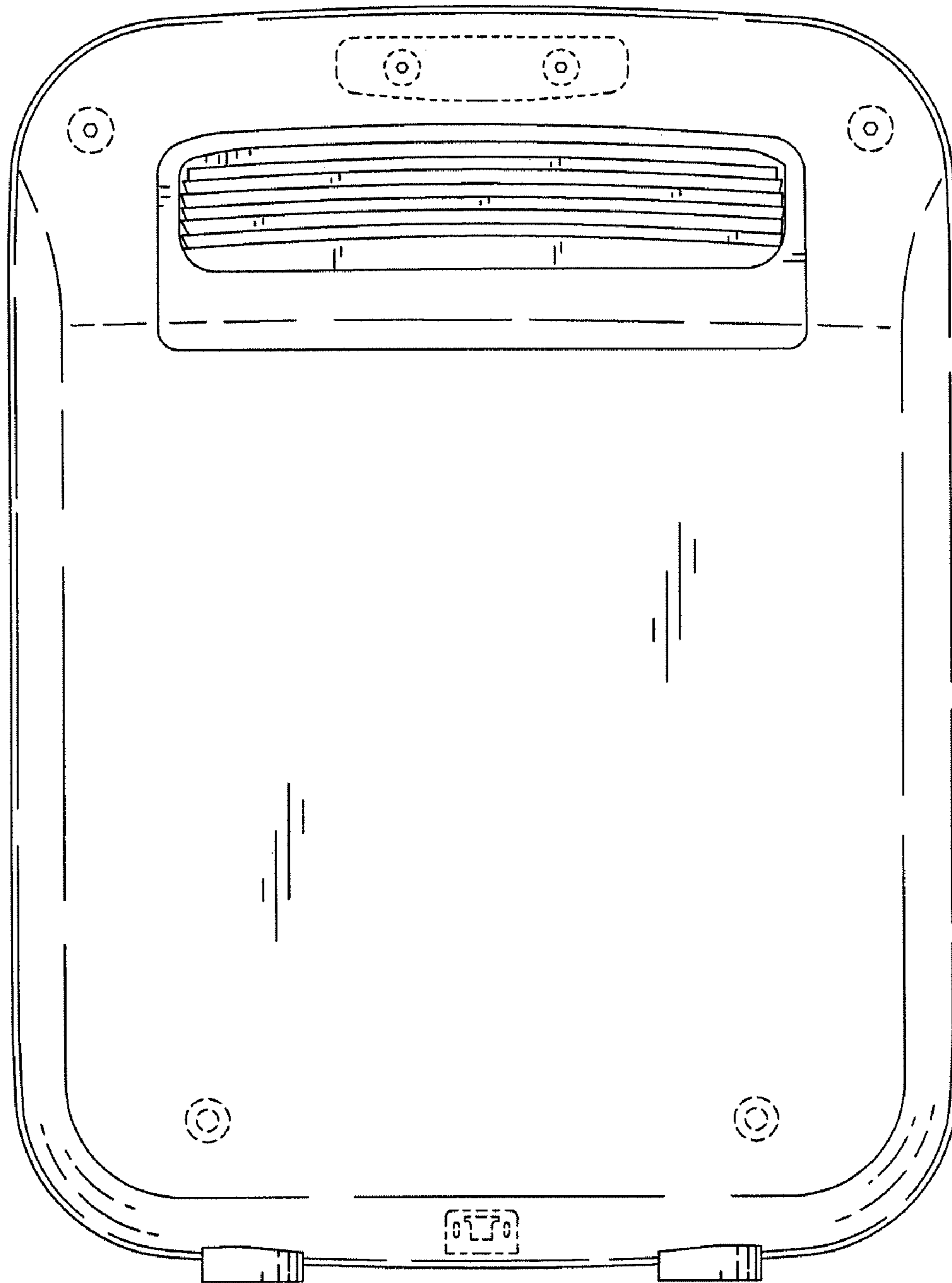
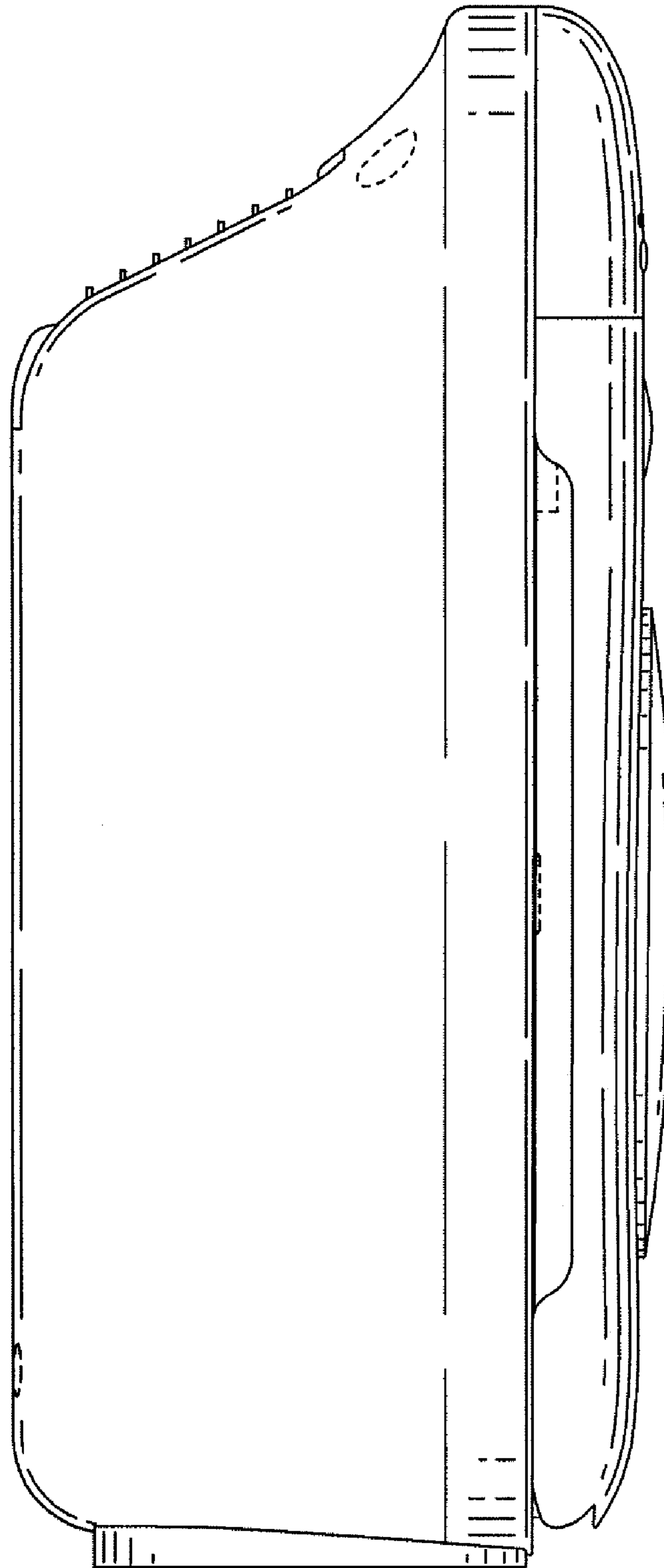


FIG. 3



**FIG. 4**

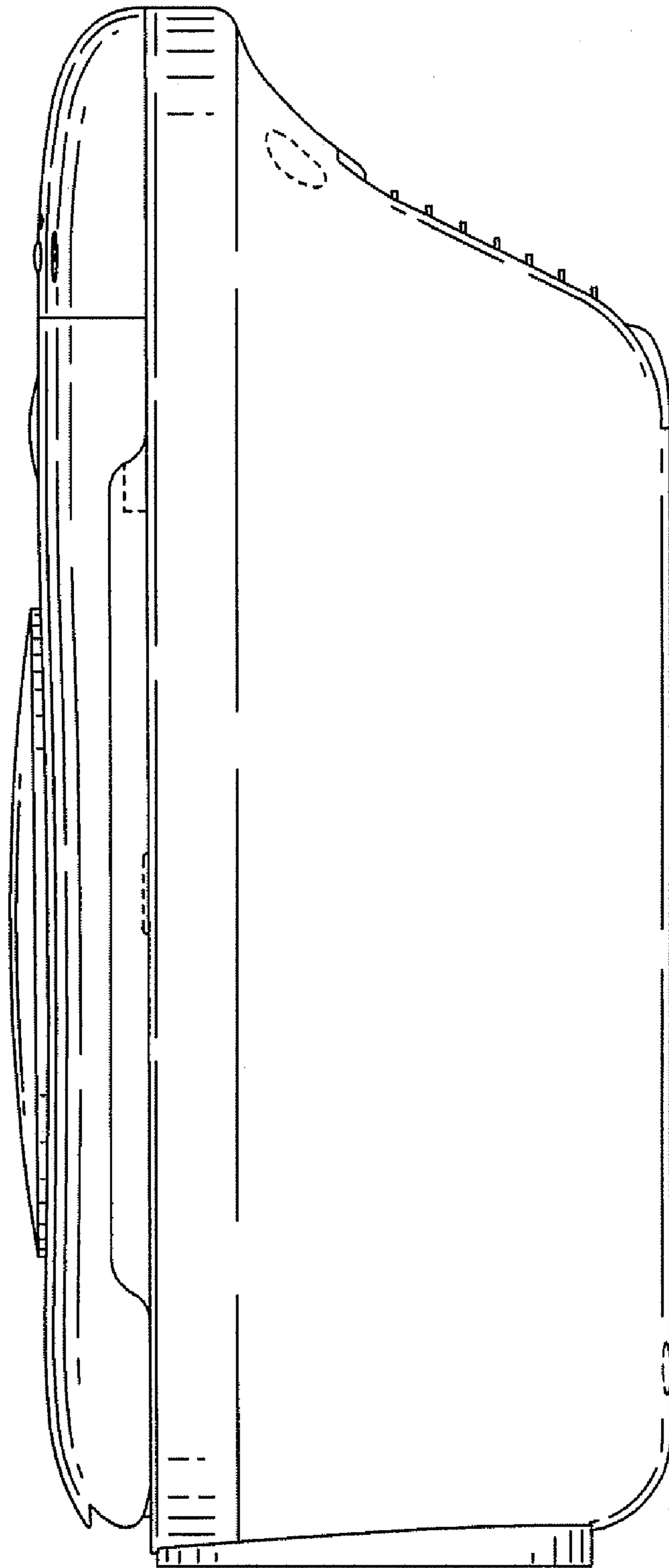


FIG. 5

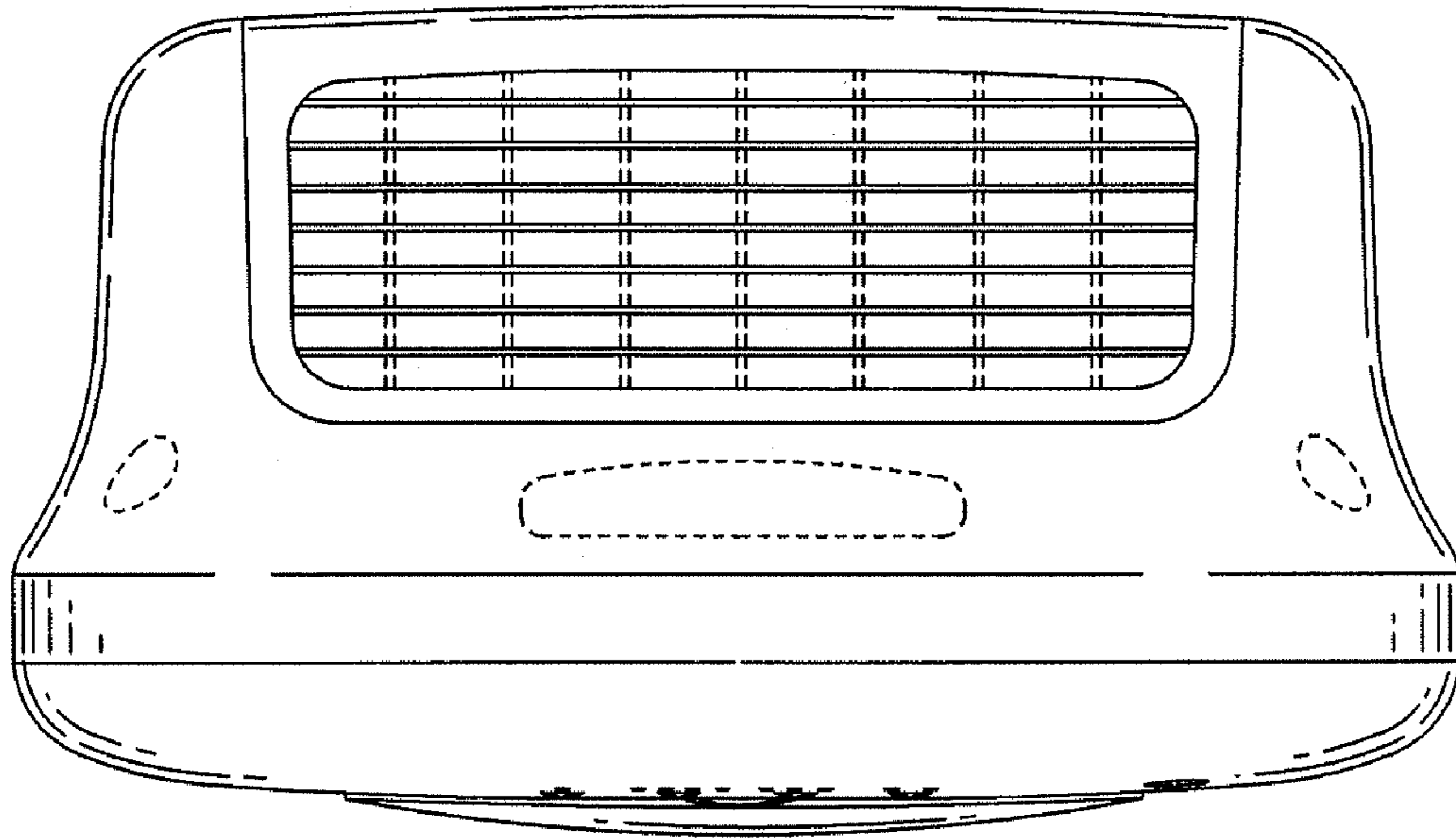


FIG. 6

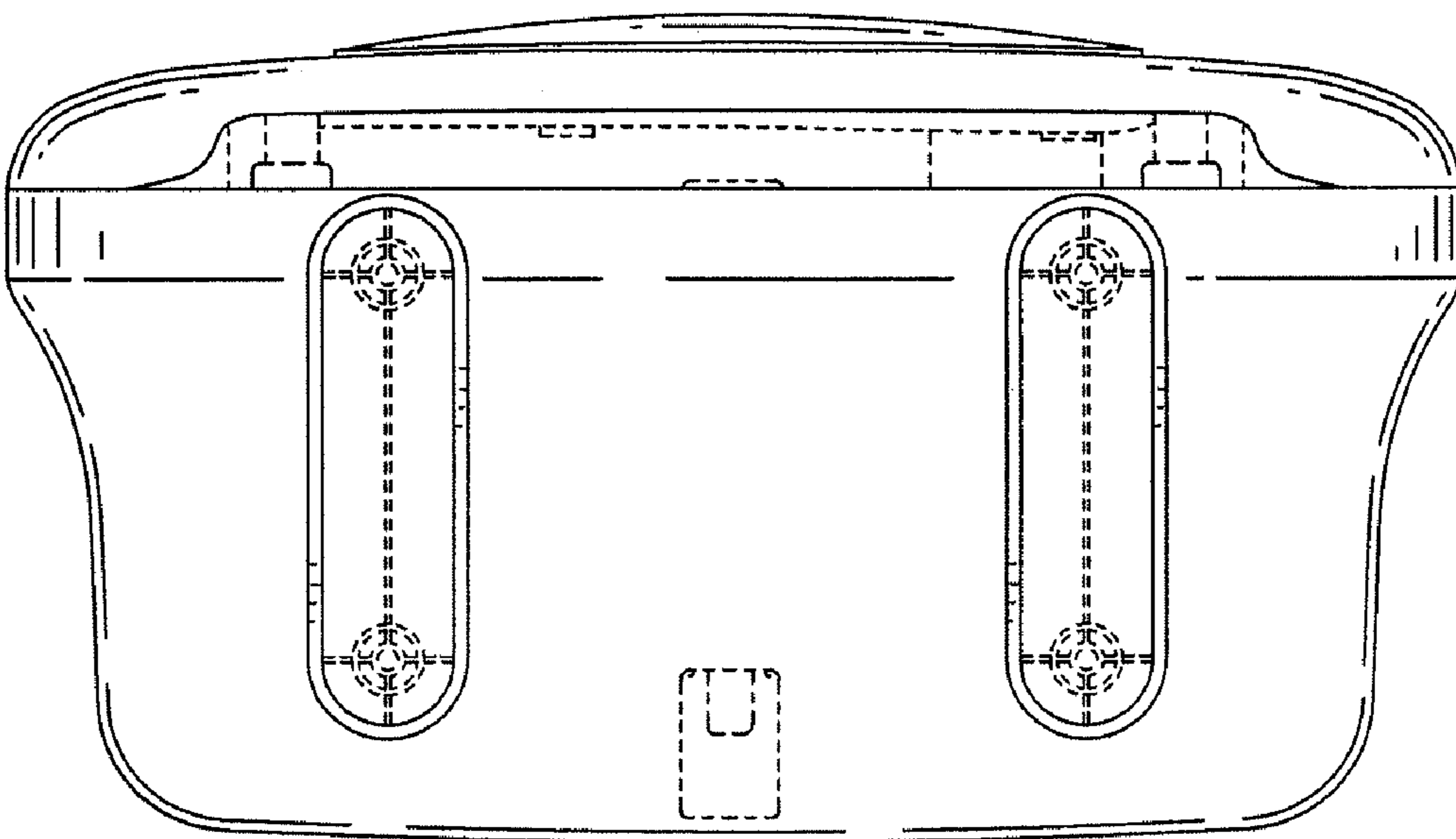


FIG. 7