



US00D603494S

(12) **United States Design Patent**
Gildersleeve

(10) **Patent No.:** **US D603,494 S**

(45) **Date of Patent:** **** Nov. 3, 2009**

(54) **PANEL OF AN EVAPORATIVE COOLER**

D566,819 S * 4/2008 Chiu D23/333
D575,857 S * 8/2008 Chiu D23/333

(75) Inventor: **Paul Gildersleeve**, Scottsdale, AZ (US)

* cited by examiner

(73) Assignee: **Champion Cooler Corporation**, Little Rock, AR (US)

Primary Examiner—Brian N Vinson

(74) *Attorney, Agent, or Firm*—RatnerPrestia

(**) Term: **14 Years**

(57) **CLAIM**

(21) Appl. No.: **29/304,141**

The ornamental design of a panel of an evaporative cooler, as shown and described.

(22) Filed: **Feb. 26, 2008**

(51) **LOC (9) Cl.** **23-04**

(52) **U.S. Cl.** **D23/333**

(58) **Field of Classification Search** D6/314,
D6/317, 332–333, 351; 312/236; 62/259.1,
62/259.3, 259.4, 262–263, 304, 401, 515–516;
454/330–331, 349–350, 354

See application file for complete search history.

DESCRIPTION

FIG. 1 is a top, front, and right side perspective view of a panel of an evaporative cooler showing my new design;

FIG. 2 is an additional top, front, and right side perspective view thereof;

FIG. 3 is a front elevation view thereof;

FIG. 4 is a right side elevation view thereof, the left side being a mirror image of that shown;

FIG. 5 is a top plan view thereof; and,

FIG. 6 is a bottom plan view thereof.

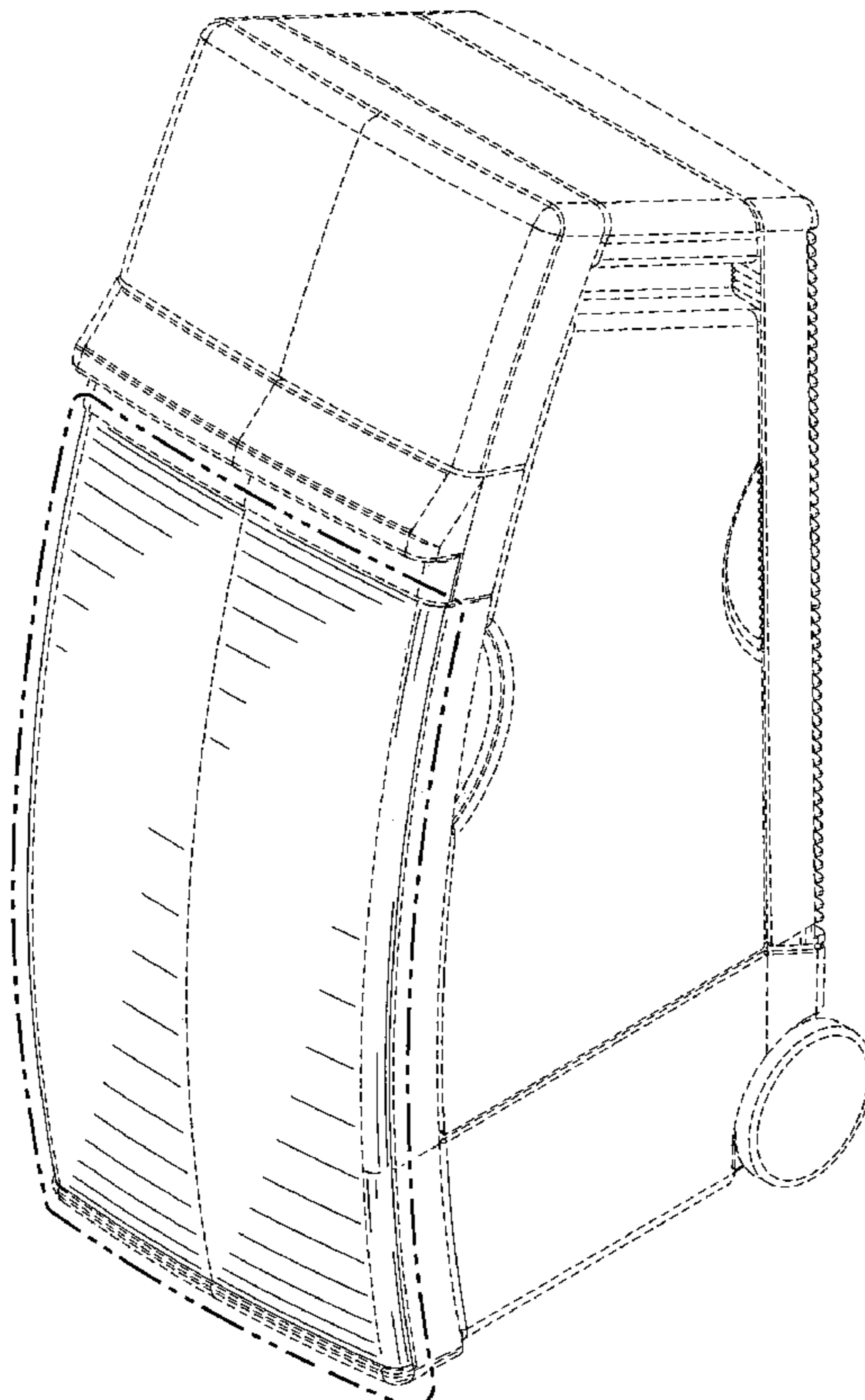
The broken-line disclosure of the remainder of the evaporative cooler in FIG. 1 and the broken-line fragments of the remainder of the evaporative cooler in FIGS. 2–6 are shown for illustrative purposes only and form no part of the claimed design.

(56) **References Cited**

U.S. PATENT DOCUMENTS

D188,357 S *	7/1960	Klotz, Jr.	D23/333
D416,993 S *	11/1999	Dong et al.	D23/333
D419,230 S *	1/2000	Ciccone	D23/333
D448,070 S *	9/2001	De' Longhi	D23/333
D503,221 S *	3/2005	Miller et al.	D23/333
D505,193 S *	5/2005	Hale	D23/333
D549,307 S *	8/2007	Chiu	D23/333
D549,308 S *	8/2007	Chiu	D23/333

1 Claim, 5 Drawing Sheets



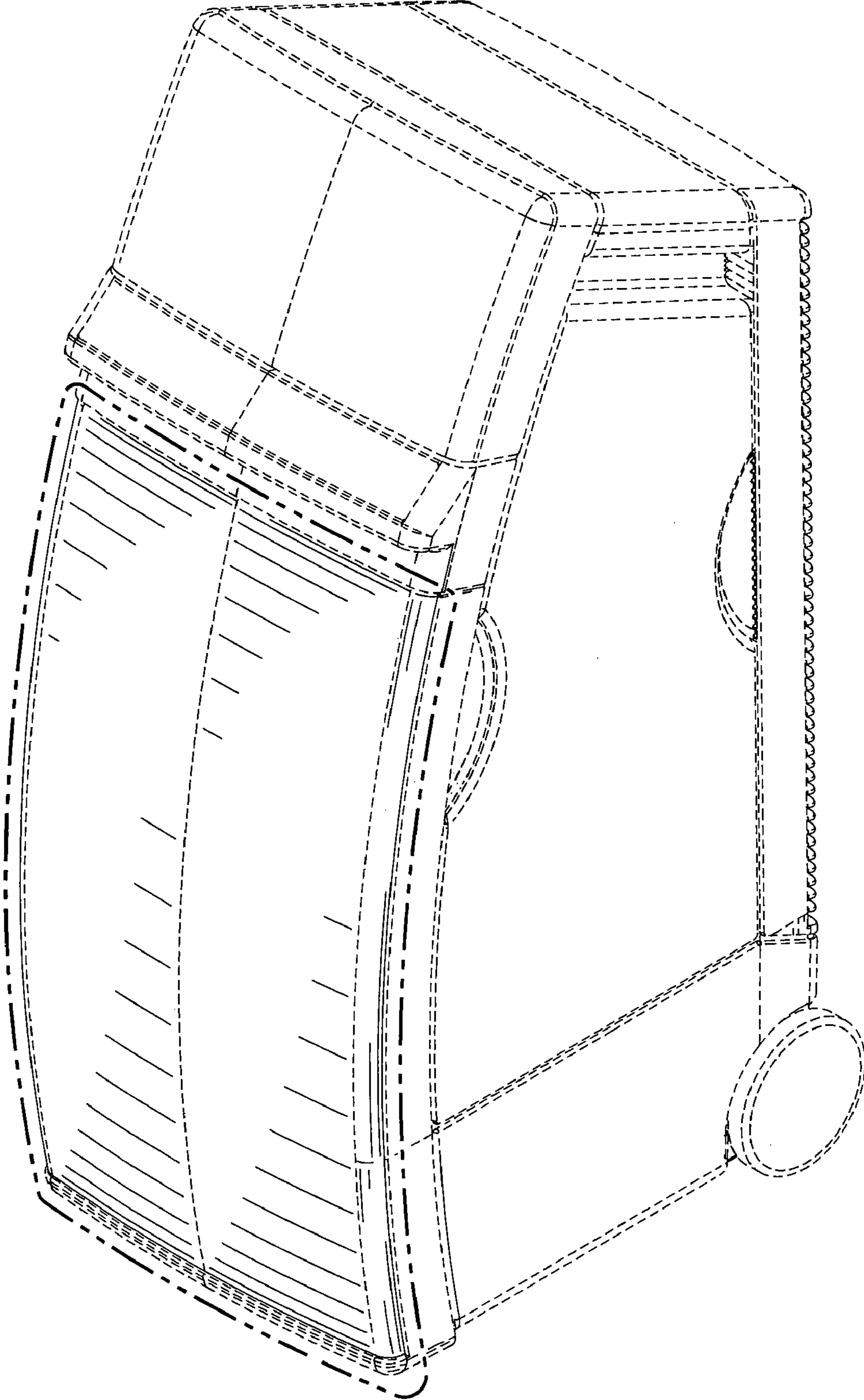


FIG. 1

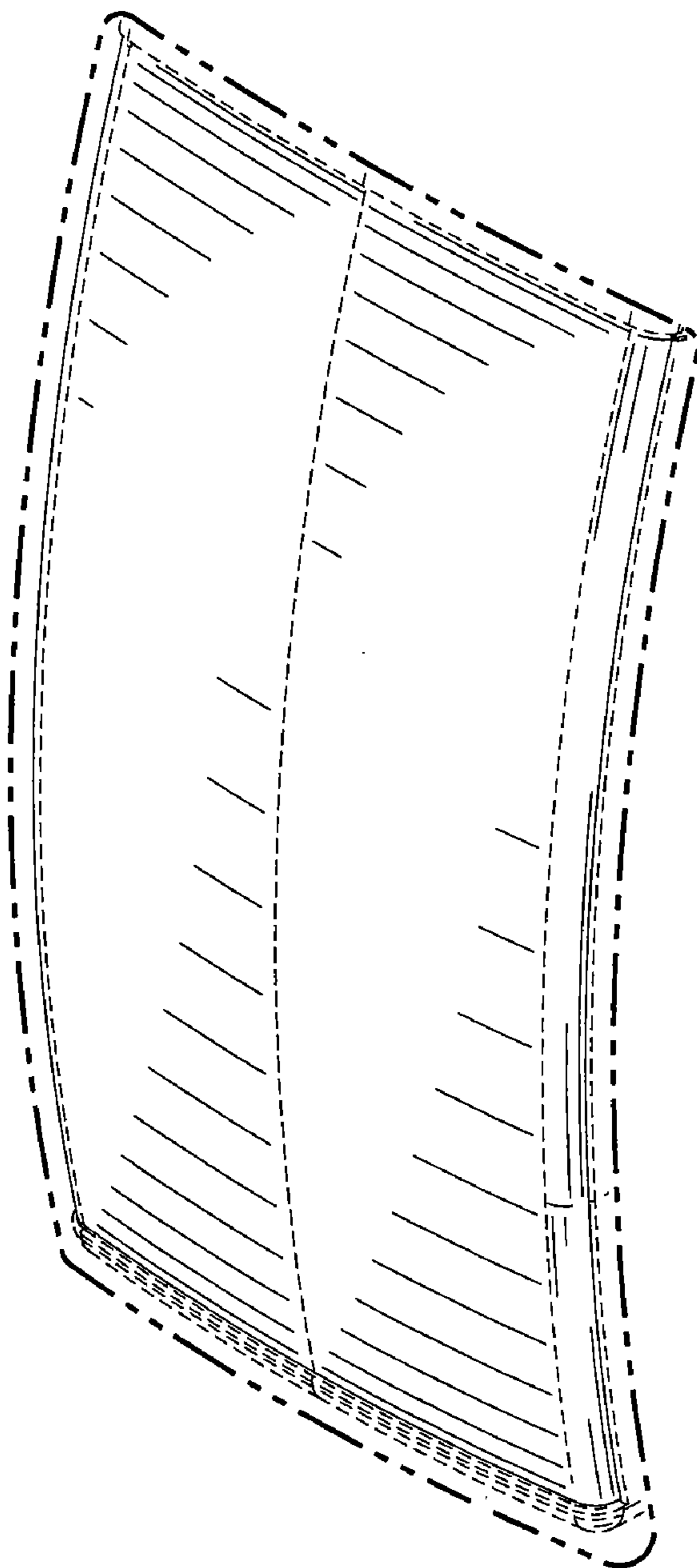


FIG. 2

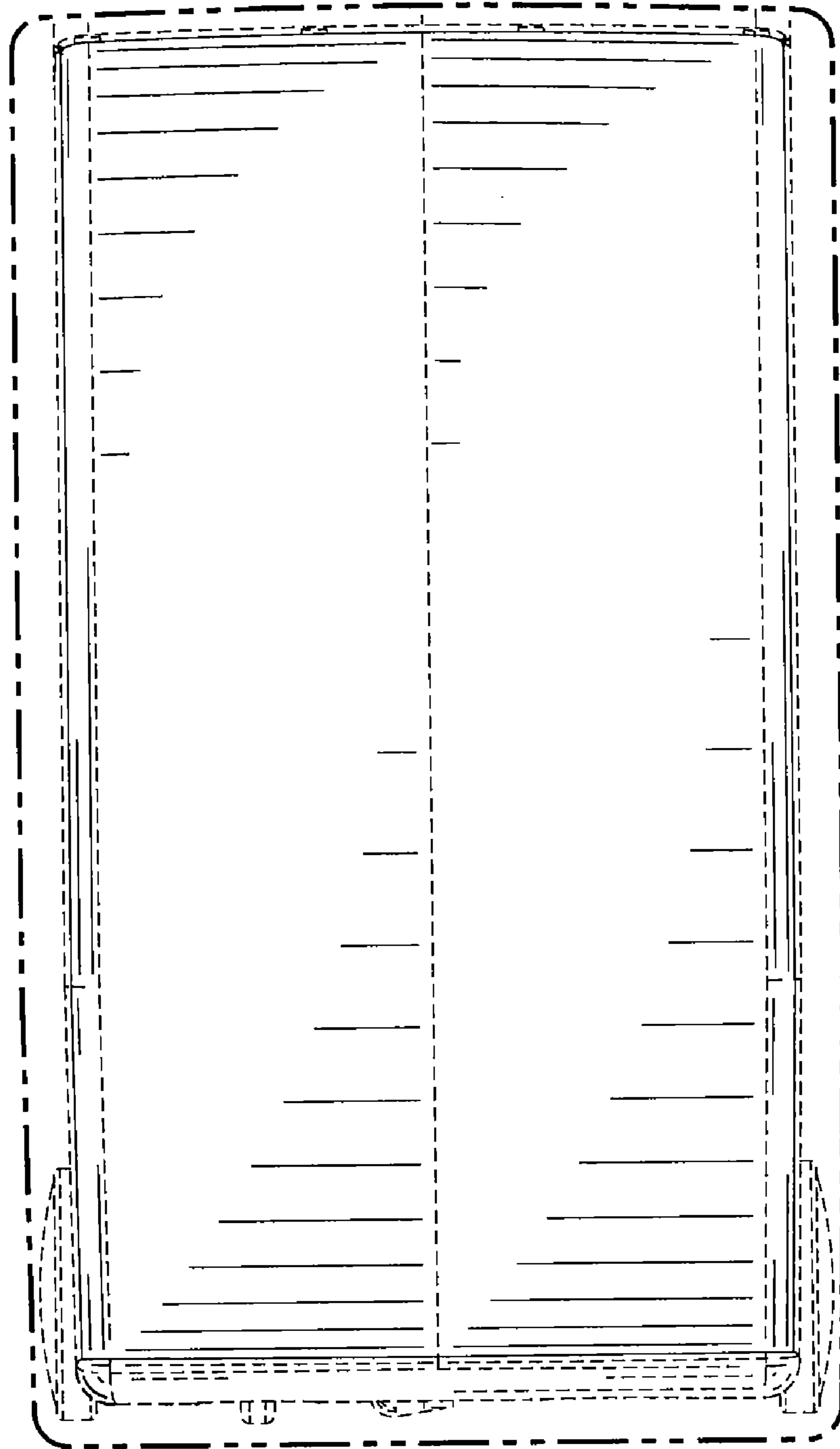


FIG. 3



FIG. 4

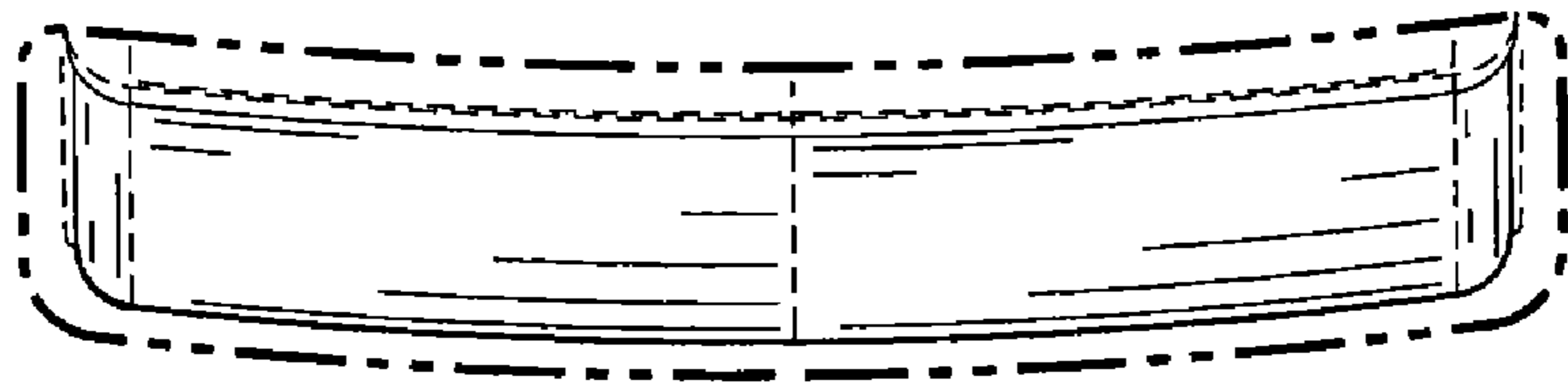


FIG. 5

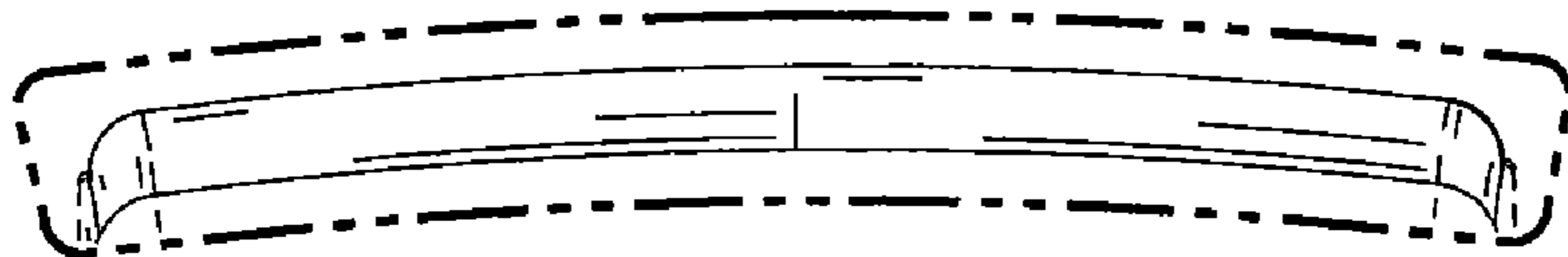


FIG. 6