



US00D603478S

(12) **United States Design Patent**
Hughes

(10) **Patent No.:** **US D603,478 S**

(45) **Date of Patent:** **** Nov. 3, 2009**

(54) **LASER GUNSIGHT SYSTEM FOR A
FIREARM TRIGGER GUARD**

(75) Inventor: **Daniel Lee Hughes**, Damascus, OR
(US)

(73) Assignee: **Crimson Trace Corporation**,
Wilsonville, OR (US)

(**) Term: **14 Years**

(21) Appl. No.: **29/312,122**

(22) Filed: **Sep. 30, 2008**

(51) **LOC (9) Cl.** **22-01**

(52) **U.S. Cl.** **D22/110**

(58) **Field of Classification Search** D22/100,
D22/101, 103, 104, 108, 199; D21/572,
D21/573; 42/51, 71.01, 75.01, 75.02, 90,
42/94, 134, 136, 139, 125, 72, 111; 362/110;
33/241, 277; 313/105 R; 89/40.06, 41.19,
89/37.04, 33.04, 191.01, 200-204; 124/67,
124/66, 74

See application file for complete search history.

(56) **References Cited**

U.S. PATENT DOCUMENTS

958,332 A	5/1910	Snyder	
5,430,967 A *	7/1995	Woodman et al.	42/114
5,485,695 A	1/1996	Glock	
5,581,898 A *	12/1996	Thummel	42/117
5,706,600 A	1/1998	Toole et al.	
5,784,823 A *	7/1998	Chen	42/115

6,393,752 B1 *	5/2002	Oliver et al.	42/114
6,571,503 B2 *	6/2003	Thorpe	42/114
6,578,311 B2 *	6/2003	Danielson et al.	42/114
2004/0068913 A1 *	4/2004	Solinsky et al.	42/146
2007/0193103 A1 *	8/2007	Cheng	42/111

OTHER PUBLICATIONS

Armalaser website product description.
Pocket Slipper product information sheet.

* cited by examiner

Primary Examiner—T. Chase Nelson

Assistant Examiner—Michael A Pratt

(74) *Attorney, Agent, or Firm*—Bennet K. Langlotz; Langlotz
Patent & Trademark Works, Inc.

(57) **CLAIM**

The ornamental design for a laser gunsight system for a
firearm trigger guard, as shown and described.

DESCRIPTION

FIG. 1 is a front perspective view of a laser gunsight system
for a firearm handgrip showing my (our) new design;

FIG. 2 is a top view thereof;

FIG. 3 is a right side view thereof;

FIG. 4 is a bottom view thereof;

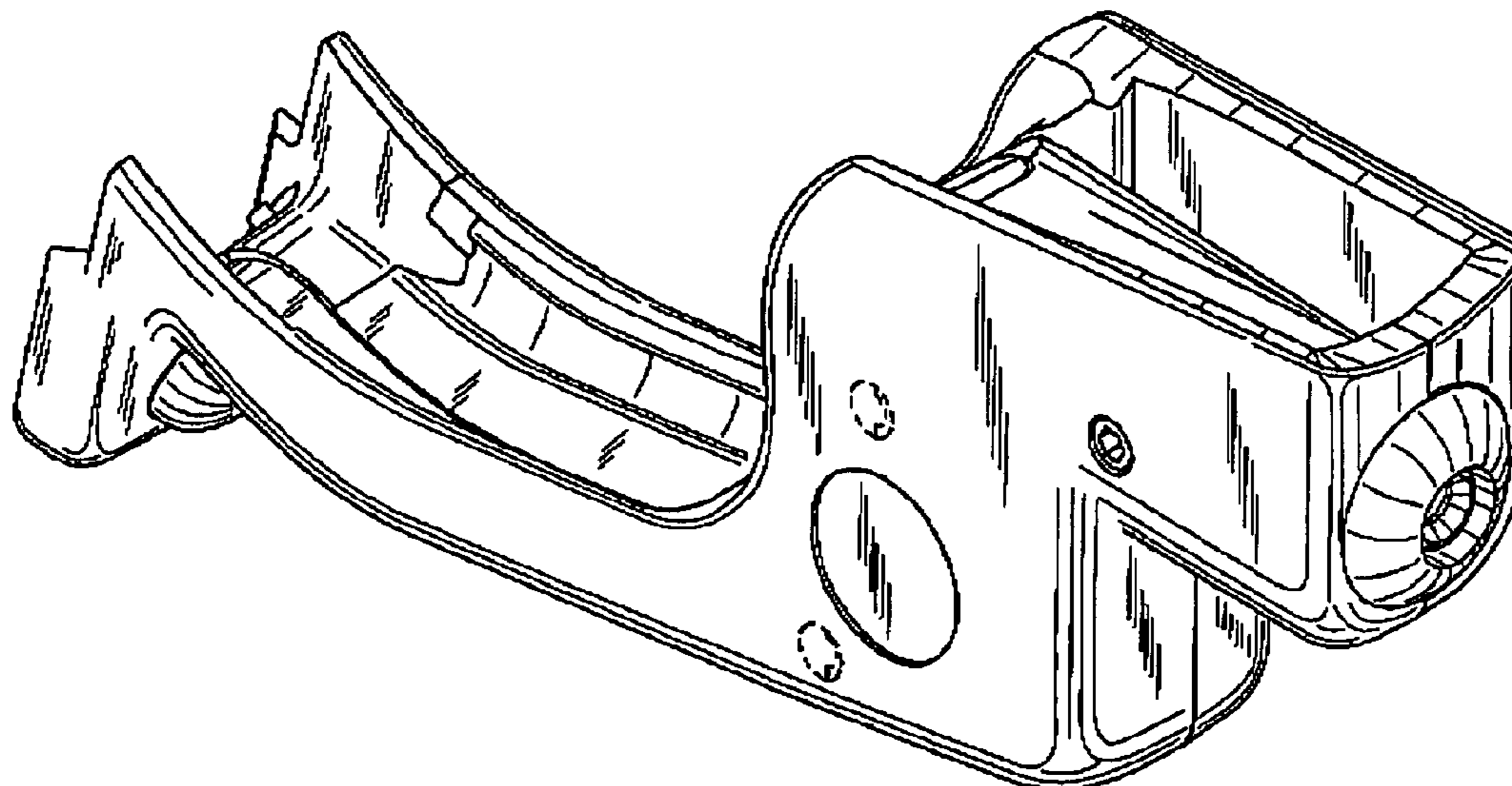
FIG. 5 is a front view thereof;

FIG. 6 is a left side view thereof; and,

FIG. 7 is a front fragmentary view thereof.

The broken lines form no part of the claimed design.

1 Claim, 3 Drawing Sheets



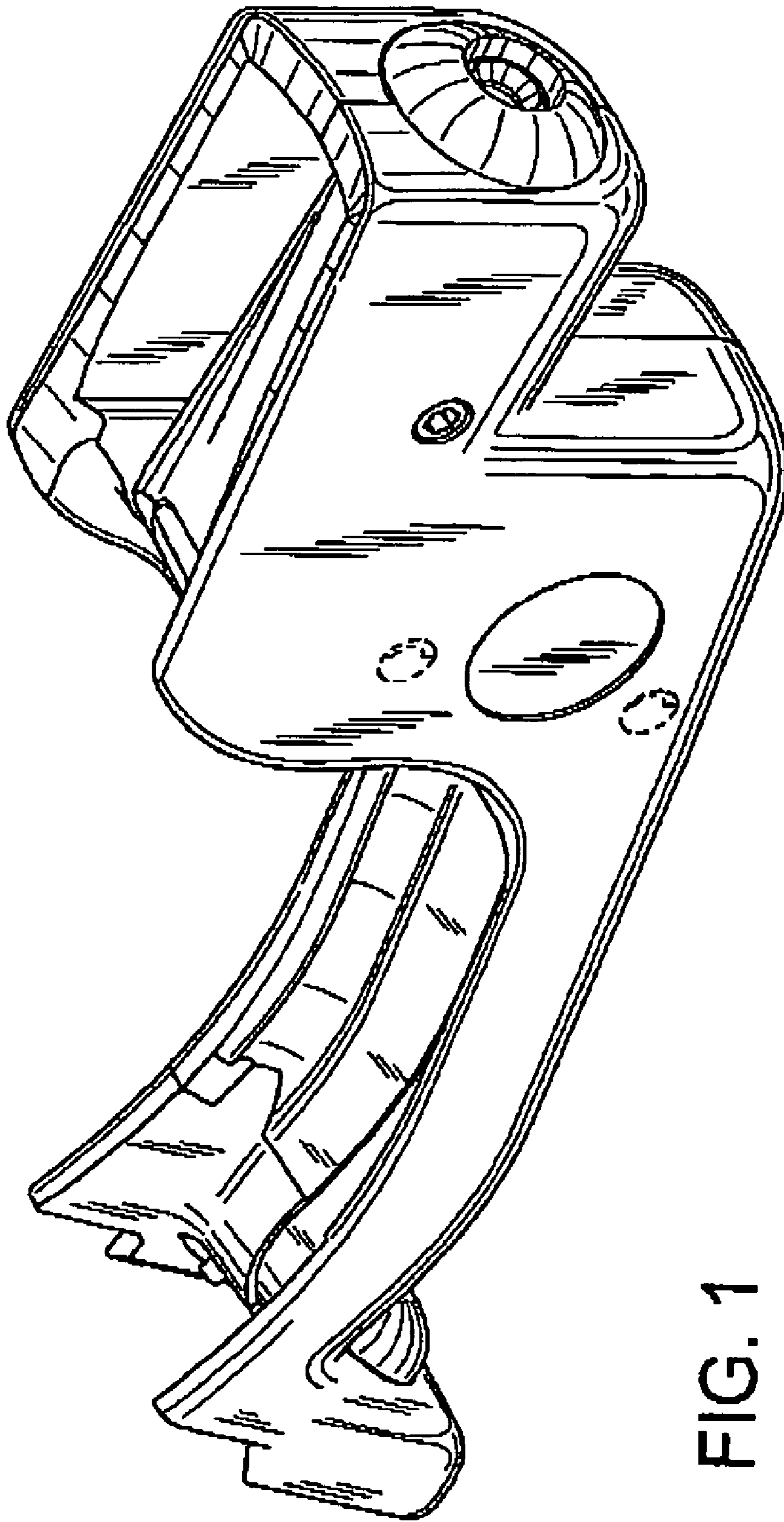


FIG. 1

FIG. 2

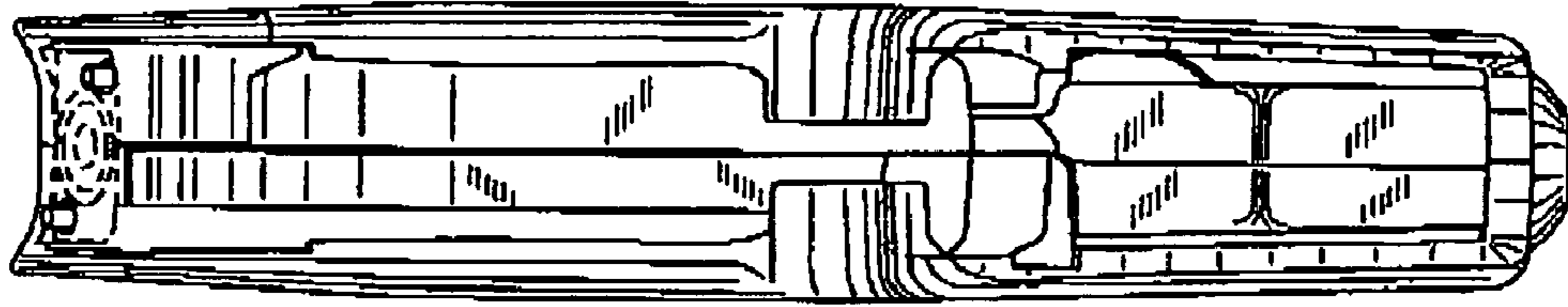


FIG. 3

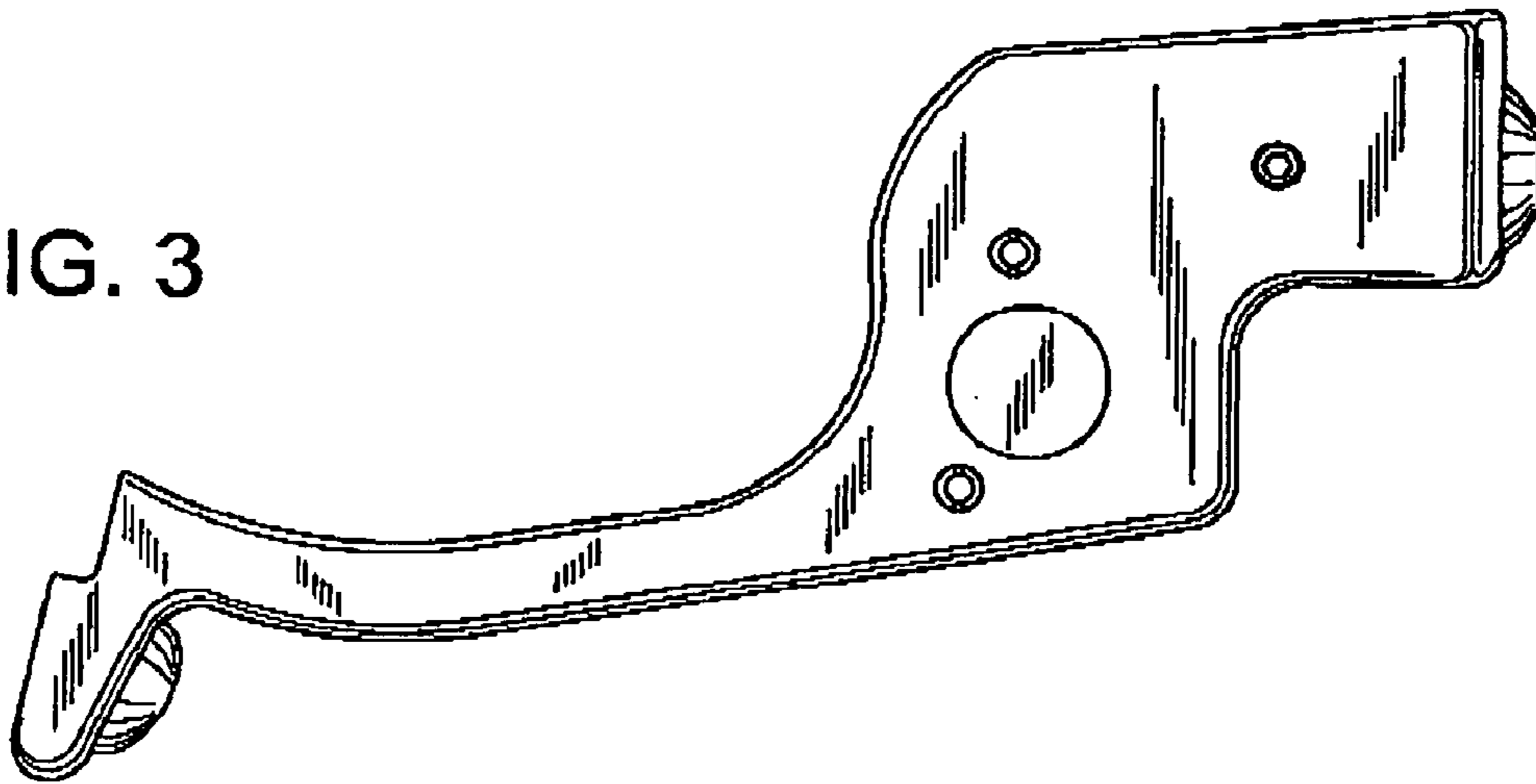


FIG. 4



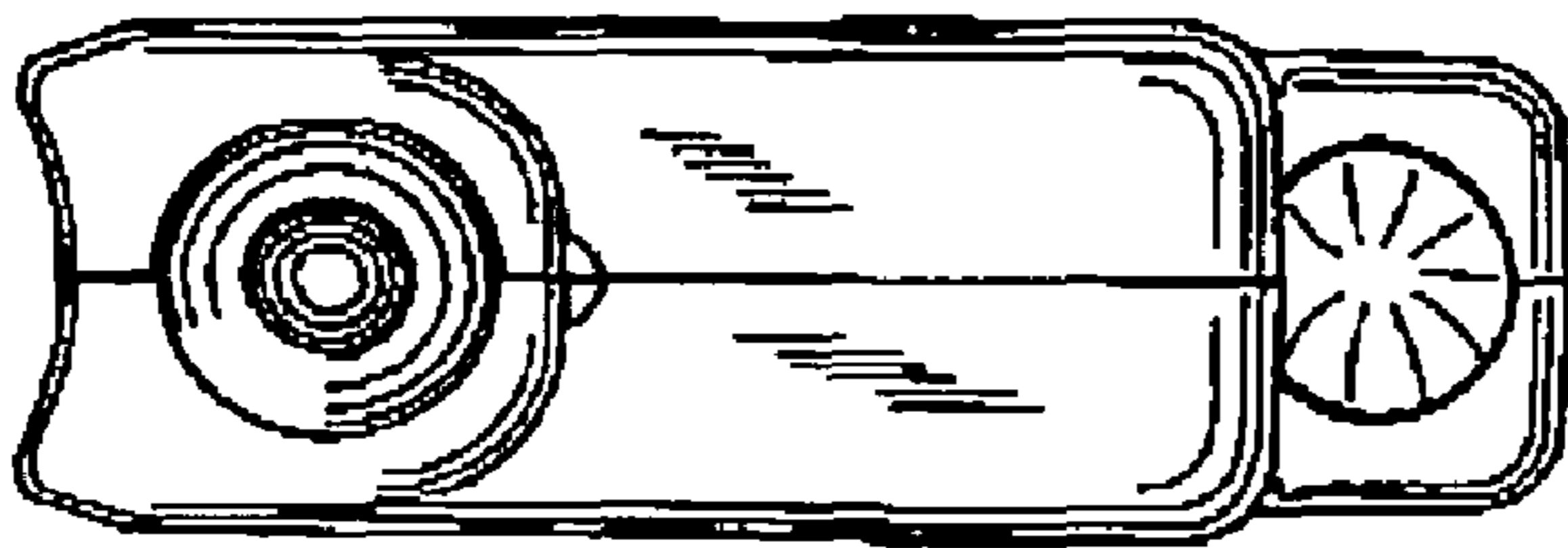


FIG. 5

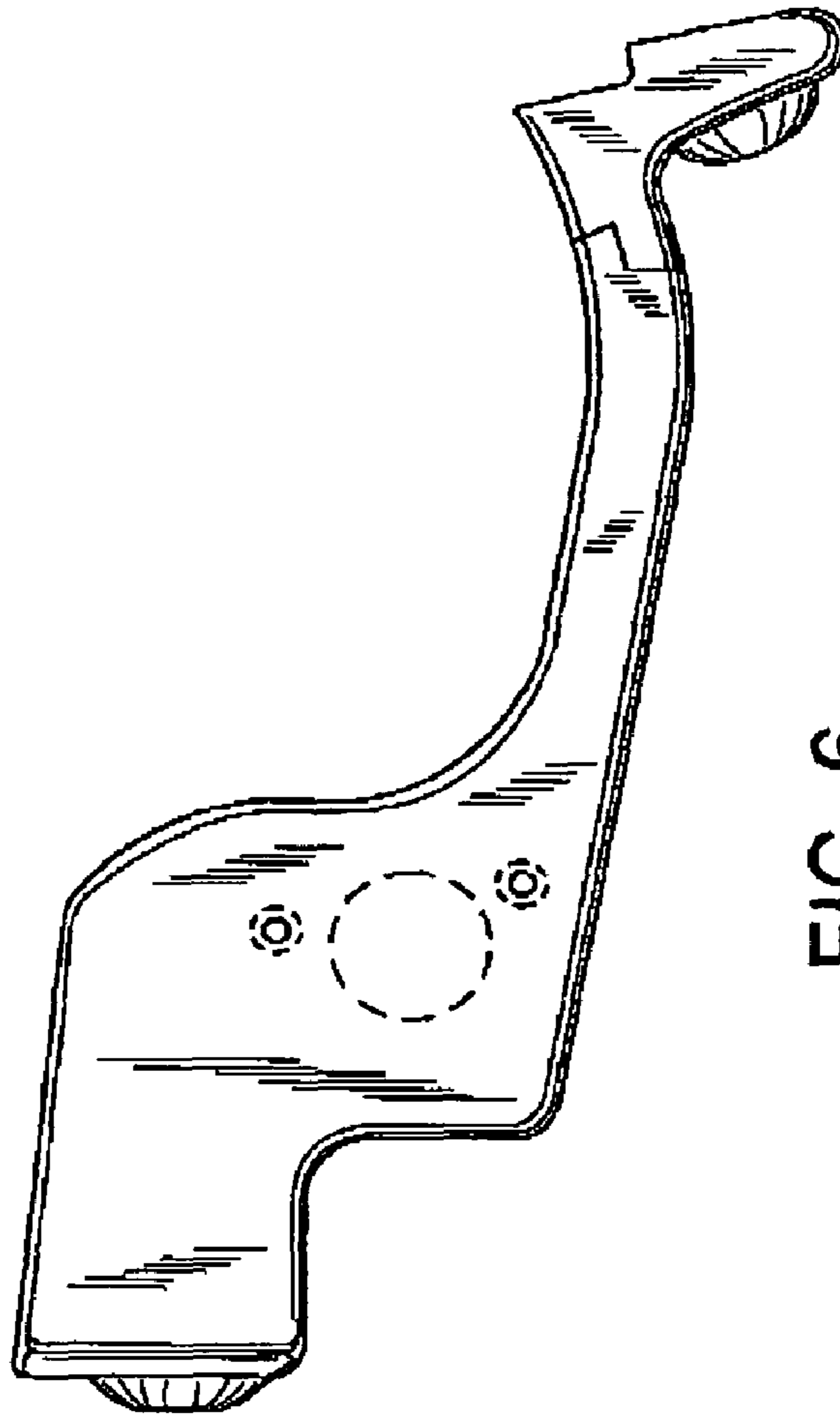


FIG. 6

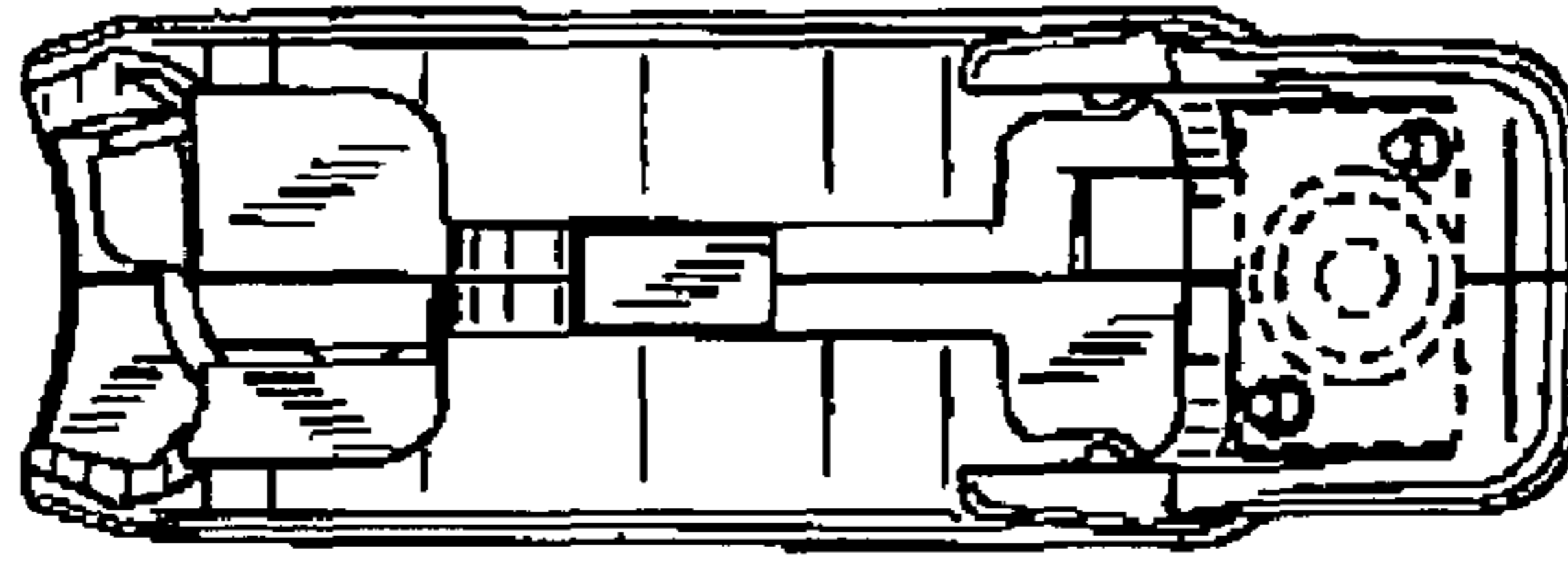


FIG. 7