



US00D603462S

(12) **United States Design Patent**  
**Parker**

(10) **Patent No.:** **US D603,462 S**

(45) **Date of Patent:** **\*\* Nov. 3, 2009**

(54) **CARD GUARD**

(75) Inventor: **Barbara R. Parker**, San Clemente, CA (US)

(73) Assignee: **Barbara Parkers, Inc.**, Ladera Ranch, CA (US)

(\*\*) Term: **14 Years**

(21) Appl. No.: **29/306,376**

(22) Filed: **Apr. 8, 2008**

(51) **LOC (9) Cl.** ..... **21-01**

(52) **U.S. Cl.** ..... **D21/396; D11/79**

(58) **Field of Classification Search** ..... D21/334-369, D21/385-386, 388-391, 396; 273/148 R, 273/150, 148 A; D11/79

See application file for complete search history.

(56) **References Cited**

**U.S. PATENT DOCUMENTS**

- D176,525 S \* 1/1956 Katz ..... D11/79
- 4,970,878 A \* 11/1990 Lee ..... 63/23
- D383,698 S \* 9/1997 Fletcher ..... D11/79

**OTHER PUBLICATIONS**

www.pokerthreads.net/html/Texas Hold Em Poker Spinner Card Cover.htm Card Cover, from Pokerthreads.com website.\*

\* cited by examiner

*Primary Examiner*—Sandra Morris

(74) *Attorney, Agent, or Firm*—Fulwider Patton LLP

(57) **CLAIM**

The ornamental design for a card guard, as shown and described.

**DESCRIPTION**

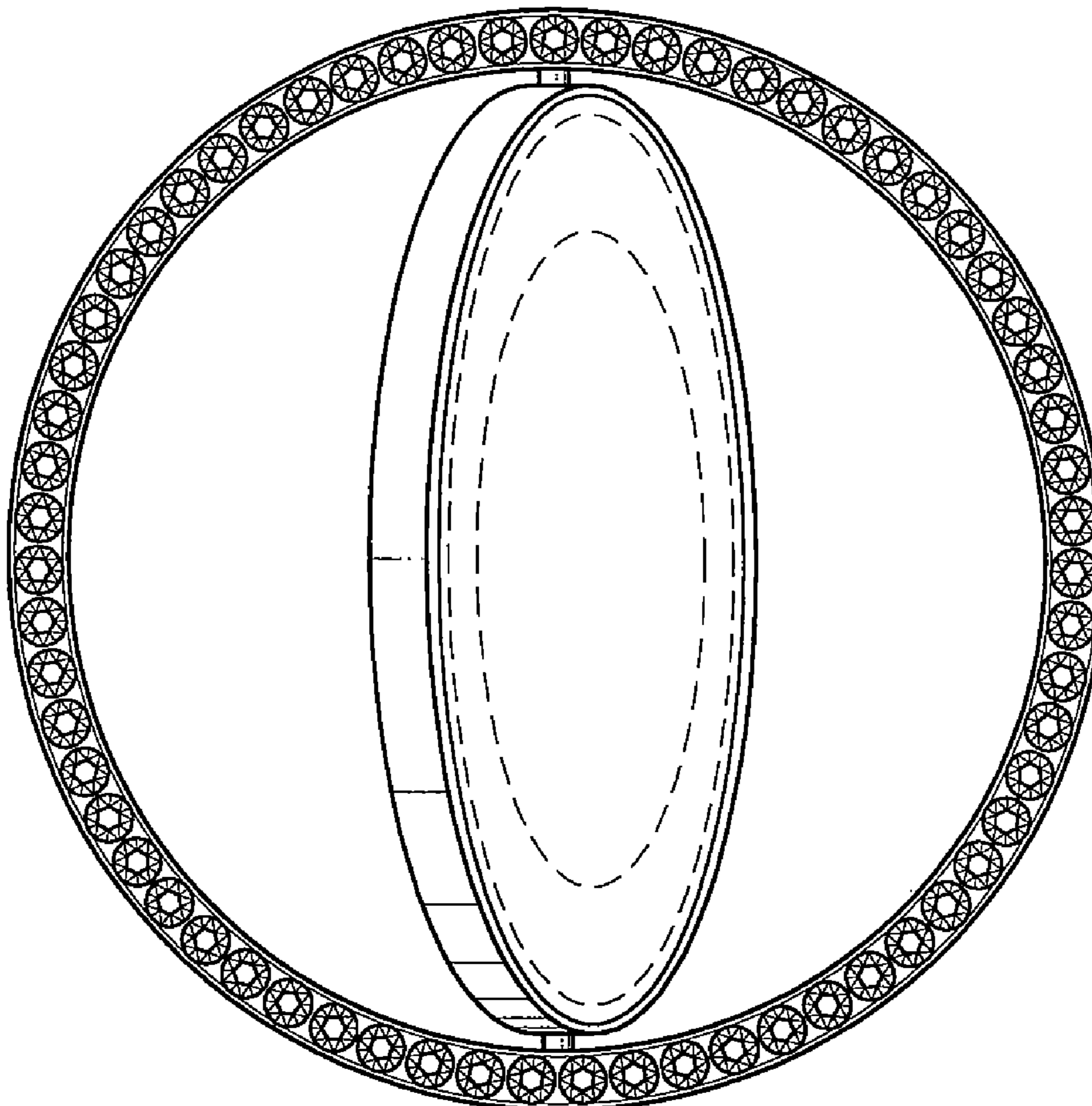
FIG. 1 is a front perspective view of the card guard with slight rotation of the encircled disk out of plane with the circular perimeter;

FIG. 2 is a front view of the card guard with the encircled disk rotated in plane with the circular perimeter; and,


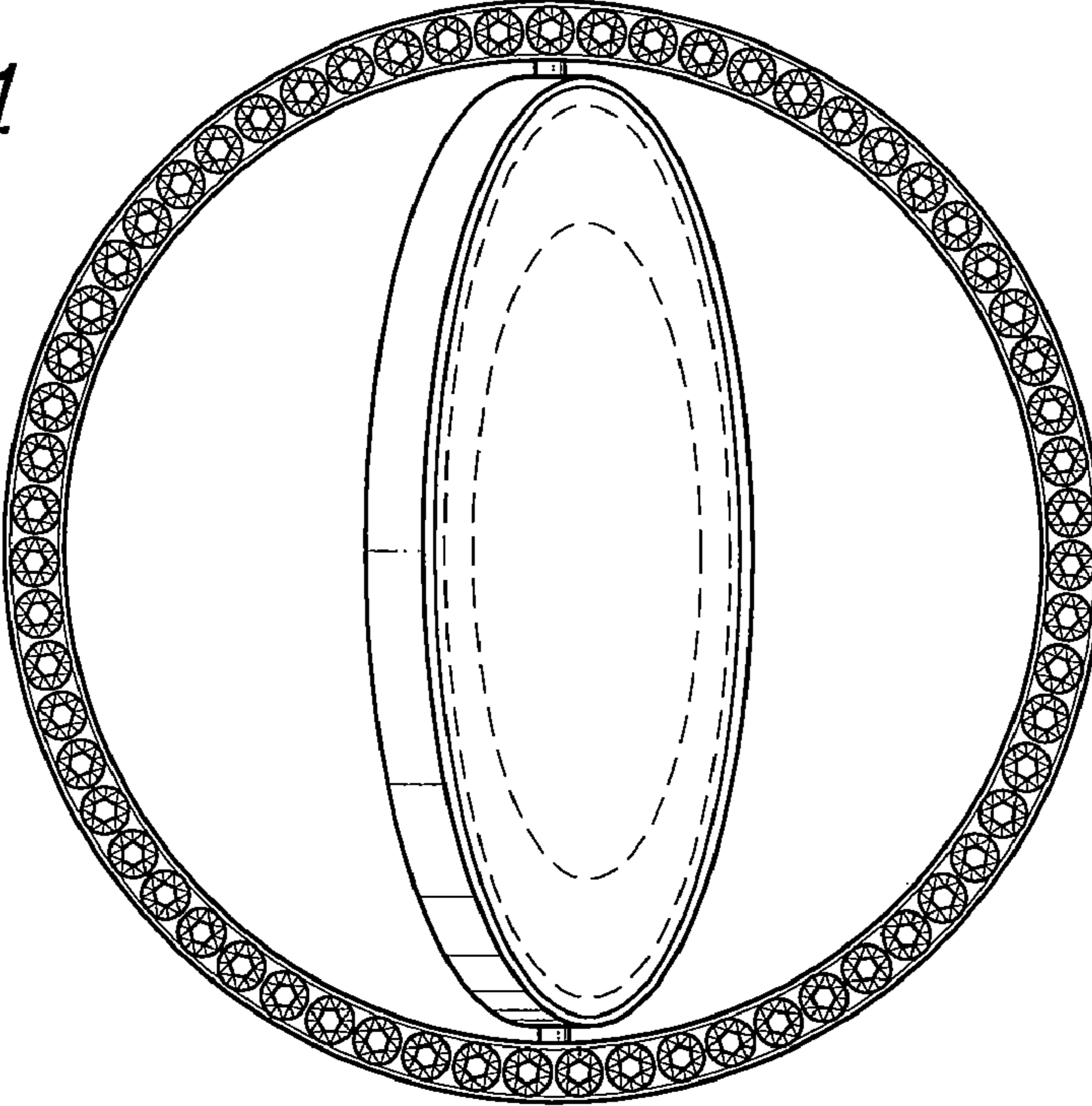
FIG. 3 is a side view of the of the card guard with the encircled disk rotated in plane with the circular perimeter.

The broken line showing is for illustrative purposes only, and forms no part of the claimed design.

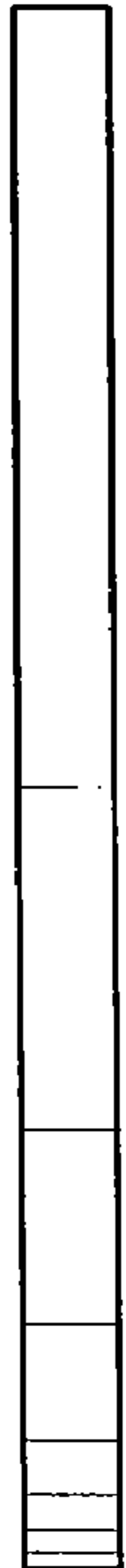
**1 Claim, 1 Drawing Sheet**



*FIG. 1*



*FIG. 2*



*FIG. 3*