



US00D603456S

(12) **United States Design Patent**  
**Brodsky**

(10) **Patent No.:** **US D603,456 S**

(45) **Date of Patent:** **\*\* Nov. 3, 2009**

(54) **IDENTIFICATION TAG**

(76) Inventor: **Jeffrey H. Brodsky**, 7 Seacoast La.,  
Sands Point, NY (US) 11050

(\*\*) Term: **14 Years**

(21) Appl. No.: **29/323,465**

(22) Filed: **Aug. 26, 2008**

(51) **LOC (9) Cl.** ..... **19-08**

(52) **U.S. Cl.** ..... **D20/28**

(58) **Field of Classification Search** ..... D20/10,  
D20/19, 22, 23, 25, 27, 28, 32, 99; 40/5,  
40/6, 299.01, 310, 311, 625-628, 631, 642.02,  
40/651, 661, 661.01, 661.02, 661.05, 661.07,  
40/661.12, 662; D3/207, 208, 211; D7/396.2;  
D9/436, 439, 454; D10/104, 109; D11/161;  
D24/199; 215/306, 250, 251; 224/572; 283/56,  
283/71, 81  
See application file for complete search history.

(56) **References Cited**

**U.S. PATENT DOCUMENTS**

2,781,959	A *	2/1957	Loveland	.....	224/572
D228,887	S *	10/1973	Gedell	.....	D9/439
4,680,882	A *	7/1987	Watson, Jr.	.....	40/5
5,896,184	A	4/1999	Lowe et al.		
D411,106	S *	6/1999	Conrad	.....	D9/436
5,915,578	A *	6/1999	Burt	.....	215/250
D475,925	S *	6/2003	Sturk	.....	D9/454
D501,625	S *	2/2005	Biggerstaff	.....	D7/396.2

D509,166	S *	9/2005	Siaumau	.....	D11/161
D541,943	S	5/2007	Stewart		
2003/0226298	A1	12/2003	Bjork		
2005/0138854	A1	6/2005	Simmons		
2006/0207132	A1	9/2006	Vaughan et al.		
2008/0047178	A1	2/2008	Marszalek		

\* cited by examiner

*Primary Examiner*—Janice E Seeger

*Assistant Examiner*—Mary Ann Calabrese

(74) *Attorney, Agent, or Firm*—Seyfarth Shaw LLP

(57) **CLAIM**

The ornamental design for an identification tag, as shown and described.

**DESCRIPTION**

FIG. 1 is a perspective view of an identification tag of my new design;

FIG. 2 is a front side elevational view of FIG. 1 thereof;

FIG. 3 is a left side elevational view of FIG. 1 thereof;

FIG. 4 is a rear side elevational view of FIG. 1 thereof;

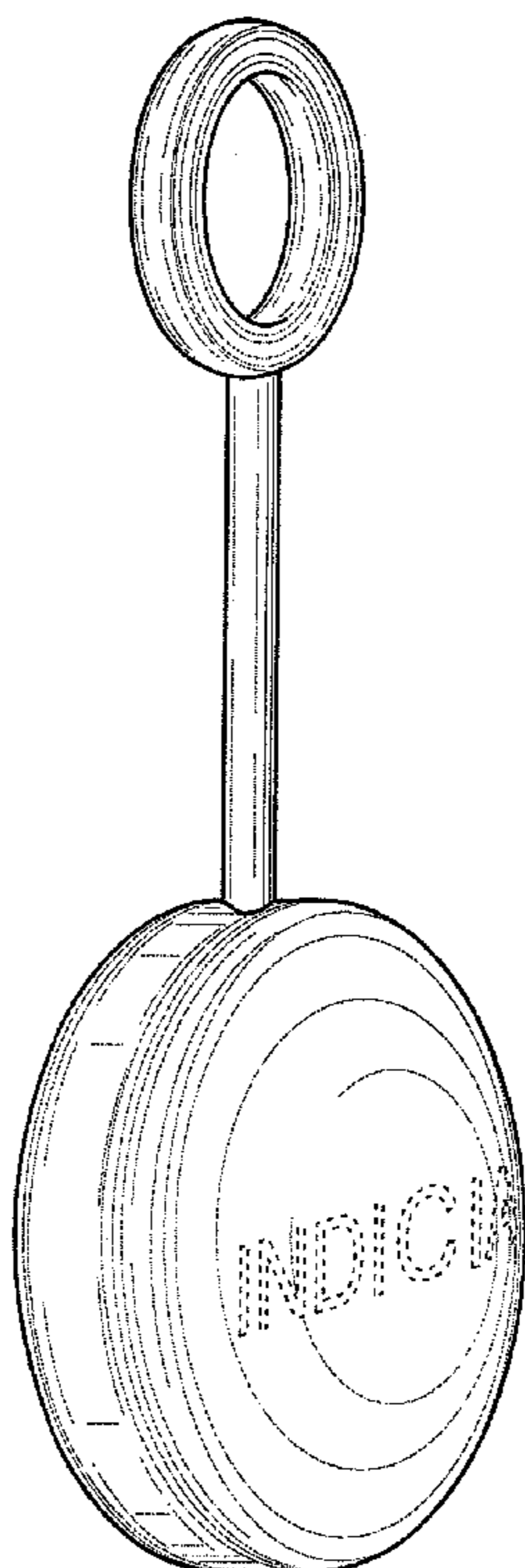
FIG. 5 is a right side elevational view of FIG. 1 thereof;

FIG. 6 is a bottom plan view of FIG. 1 thereof; and,

FIG. 7 is a top plan view of FIG. 1 thereof.

The broken lines of the Figures are for the purpose of illustrating portions of the identification tag and form no part of the claimed design.

**1 Claim, 2 Drawing Sheets**



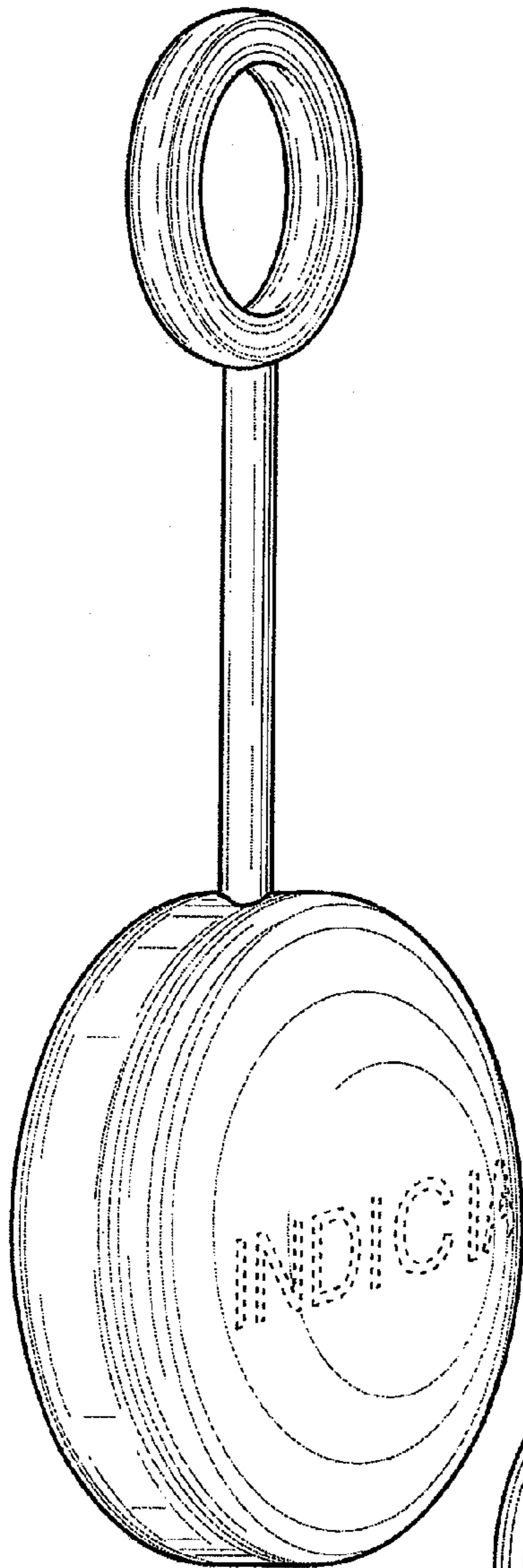


FIG. 1

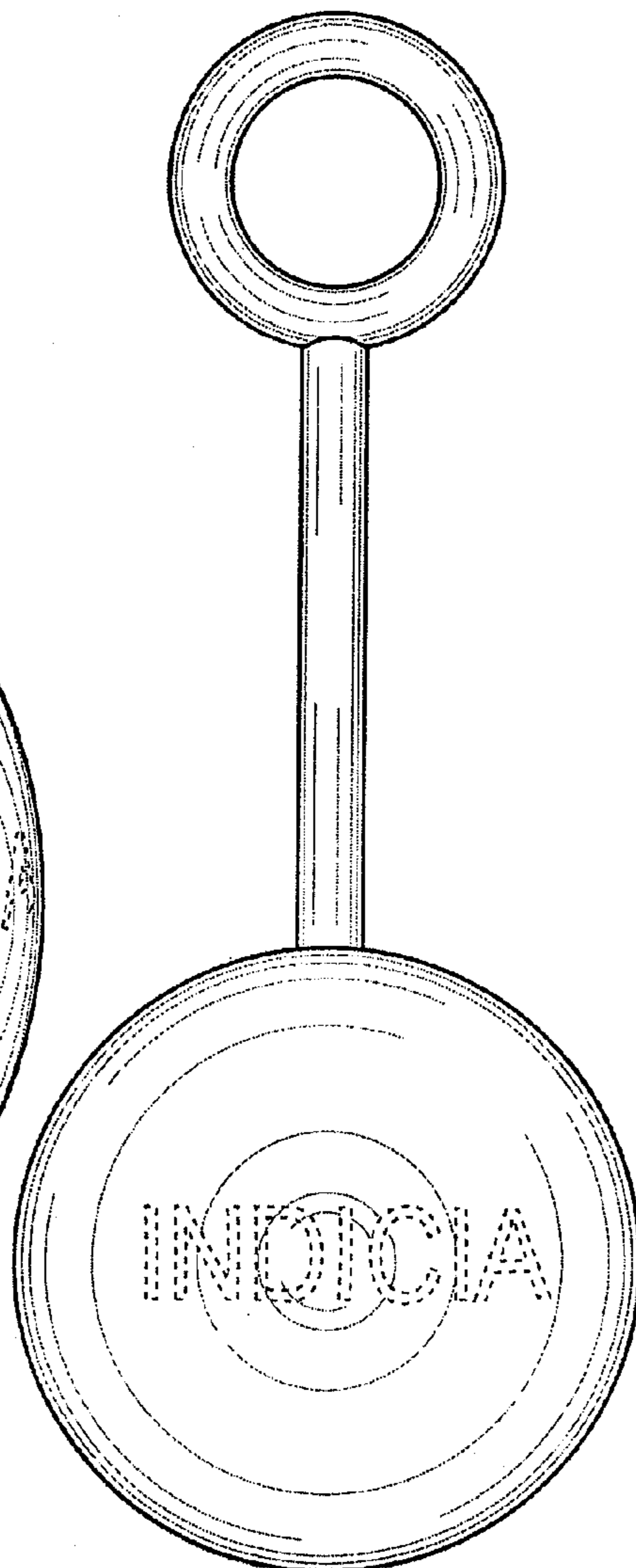


FIG. 2

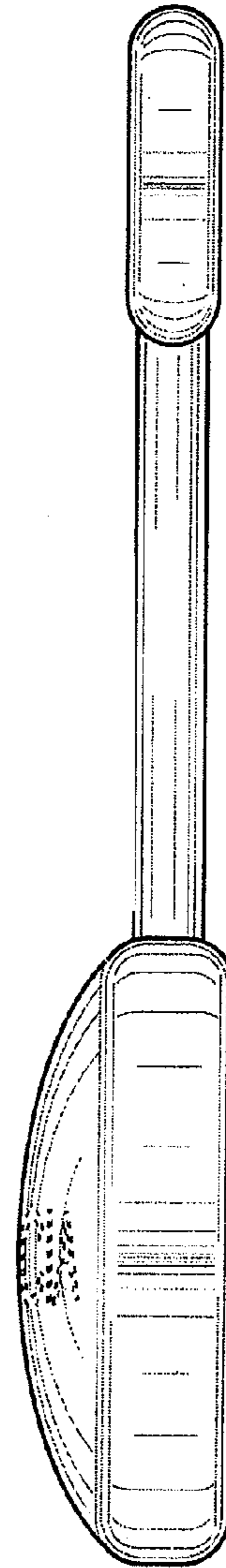


FIG. 3

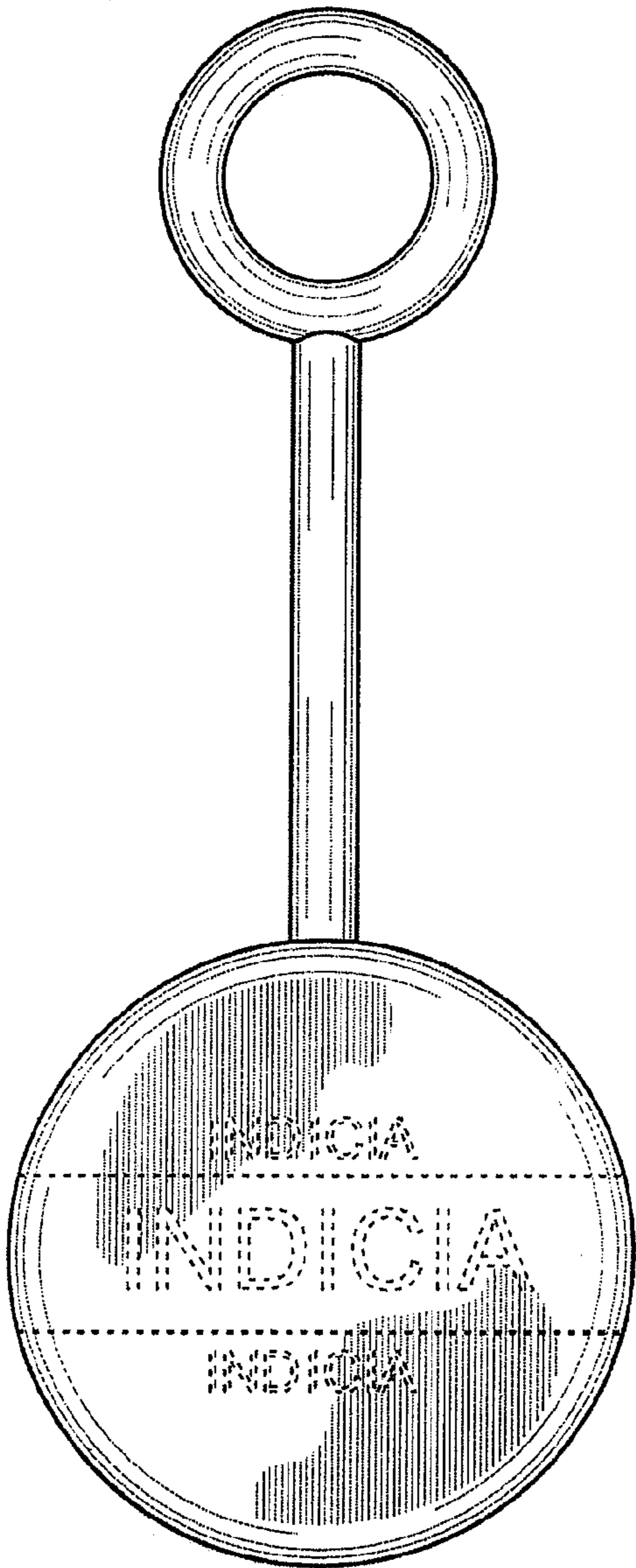


FIG. 4

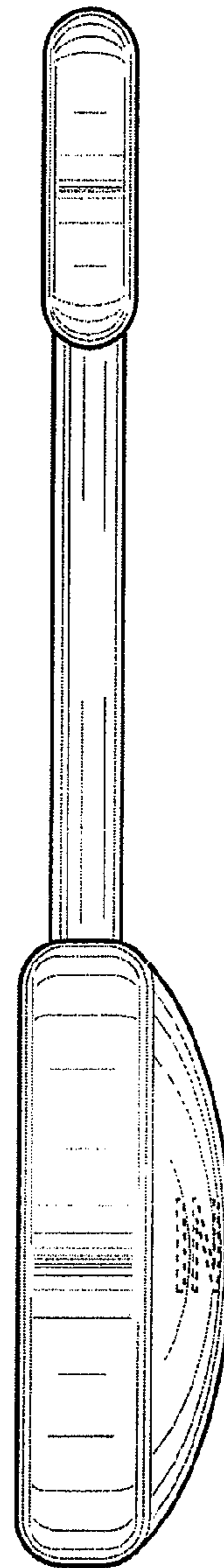


FIG. 5

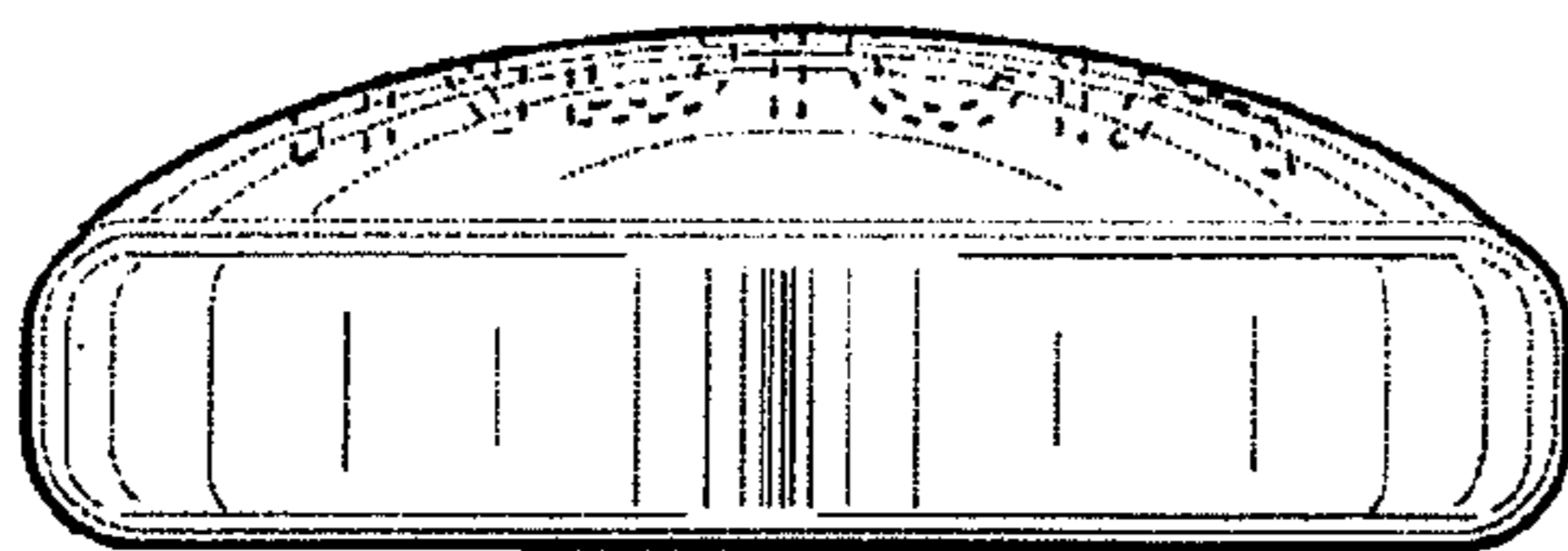


FIG. 6

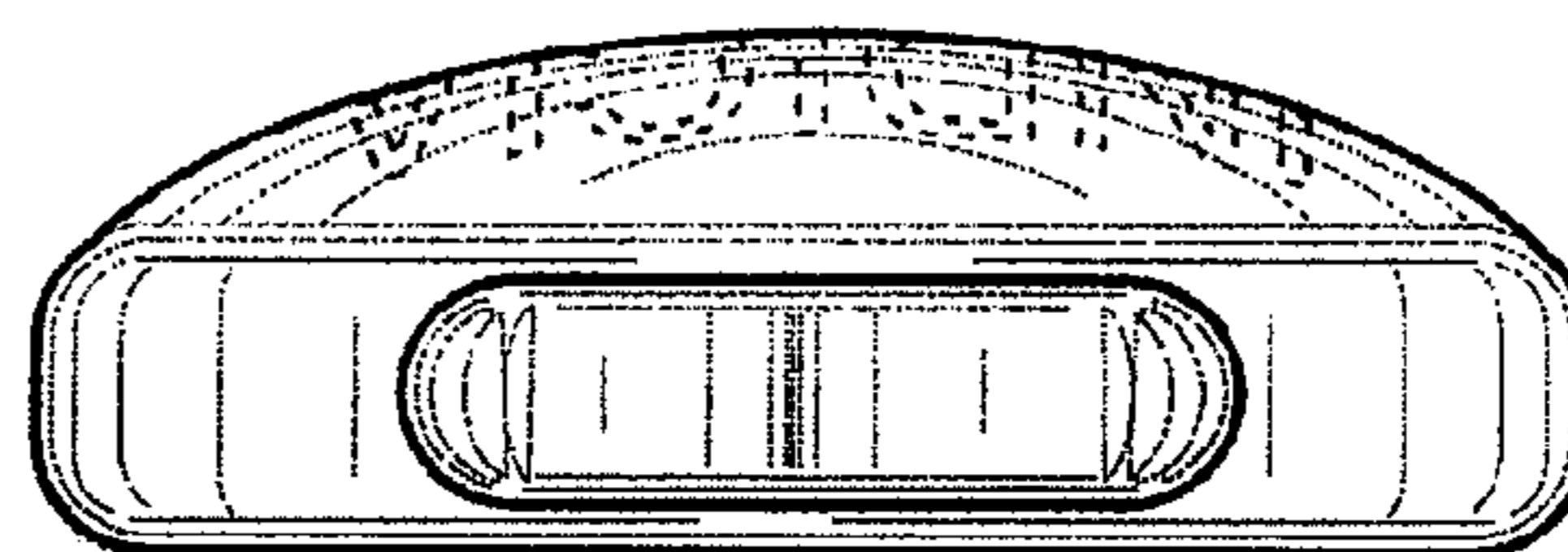


FIG. 7