



US00D603454S

(12) **United States Design Patent**  
**Matsumura**

(10) **Patent No.:** **US D603,454 S**

(45) **Date of Patent:** **\*\* Nov. 3, 2009**

(54) **CAP OF PEN**

(75) Inventor: **Naomi Matsumura**, Tokyo (JP)

(73) Assignee: **Kabushiki Kaisha Pilot Corporation**,  
Tokyo (JP)

(\*\*) Term: **14 Years**

(21) Appl. No.: **29/328,462**

(22) Filed: **Nov. 25, 2008**

(30) **Foreign Application Priority Data**

May 29, 2008 (JP) ..... 2008-013485

(51) **LOC (9) Cl.** ..... **19-06**

(52) **U.S. Cl.** ..... **D19/57**

(58) **Field of Classification Search** ..... D19/35,  
D19/36, 41-51, 53-57; 24/11 F, 11 P, 11 R;  
401/52, 99, 100, 104-109, 192, 195, 196  
See application file for complete search history.

(56) **References Cited**

**U.S. PATENT DOCUMENTS**

D181,883 S *	1/1958	Sherman	.....	D19/49
D390,872 S *	2/1998	Sunaga	.....	D19/36
D455,179 S *	4/2002	Oka	.....	D19/56
D477,024 S *	7/2003	Shimizu	.....	D19/50
D489,088 S *	4/2004	Arita et al.	.....	D19/43
D510,599 S *	10/2005	Shibata	.....	D19/57
D510,950 S *	10/2005	Eddington et al.	.....	D19/57
7,040,829 B2 *	5/2006	Lin	.....	401/195
D550,281 S *	9/2007	Tien	.....	D19/48

D553,679 S *	10/2007	Tien	.....	D19/48
D561,254 S *	2/2008	Lin et al.	.....	D19/48
D564,588 S *	3/2008	Daida	.....	D19/57
D573,185 S *	7/2008	Qiu et al.	.....	D19/51
D576,677 S *	9/2008	Jeon	.....	D19/50
D577,068 S	9/2008	Soetewey		
D581,460 S *	11/2008	Zhao et al.	.....	D19/44
D591,351 S *	4/2009	Shi	.....	D19/50

**FOREIGN PATENT DOCUMENTS**

EM	001045249-0001	*	11/2008
JP	386258		6/1978

\* cited by examiner

*Primary Examiner*—Elizabeth A Albert

(74) *Attorney, Agent, or Firm*—Sughrue Mion, PLLC

(57) **CLAIM**

The ornamental design for a cap of pen, as shown and described.

**DESCRIPTION**

FIG. 1 is a perspective view of the cap of pen according to the present invention;

FIG. 2 is a top view thereof;

FIG. 3 is a side view thereof;

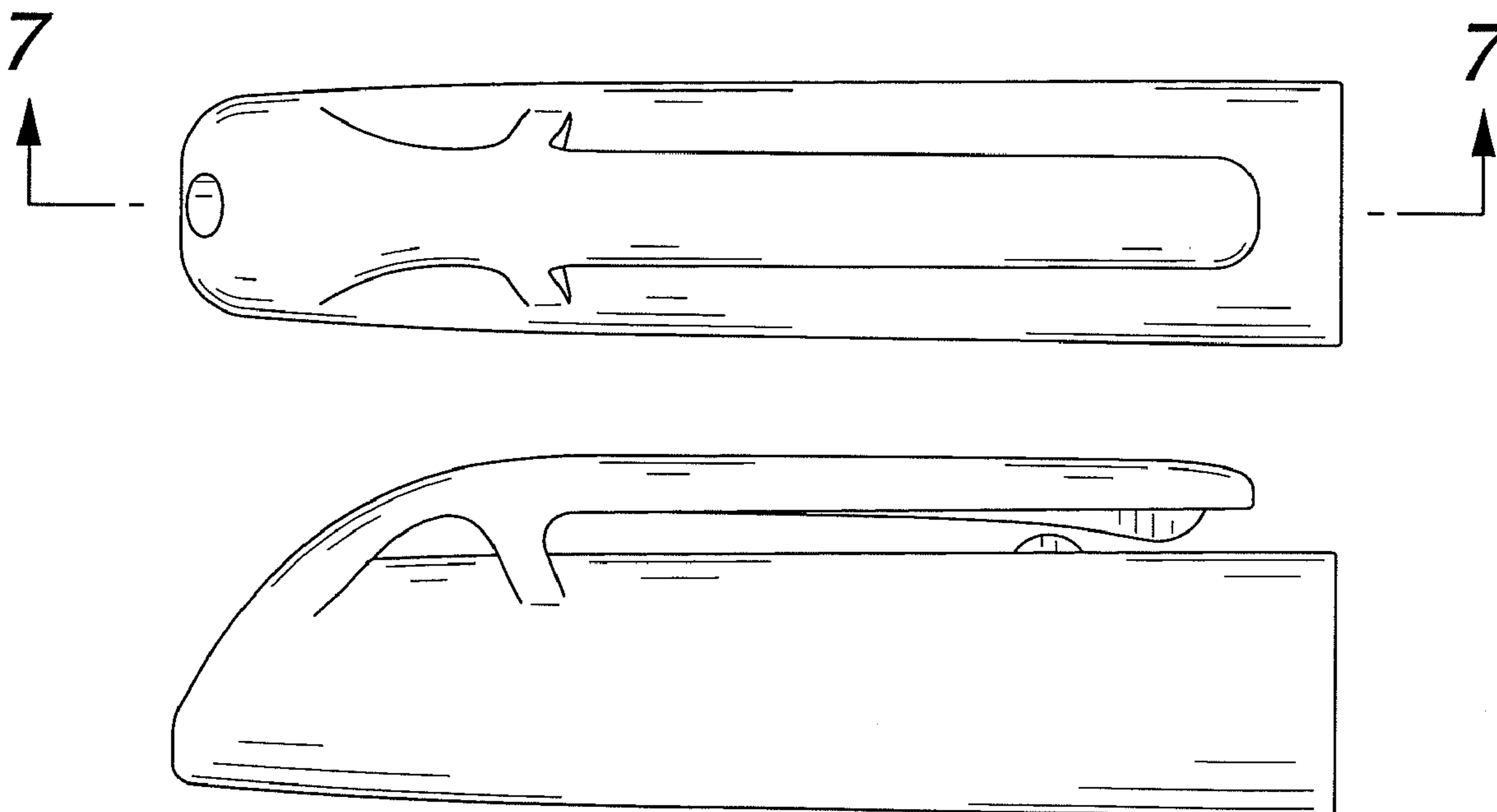
FIG. 4 is a bottom view thereof;

FIG. 5 is a first end view thereof;

FIG. 6 is a second end view thereof; and,

FIG. 7 is a cross-sectional view along line 7—7 in FIG. 2.

**1 Claim, 2 Drawing Sheets**



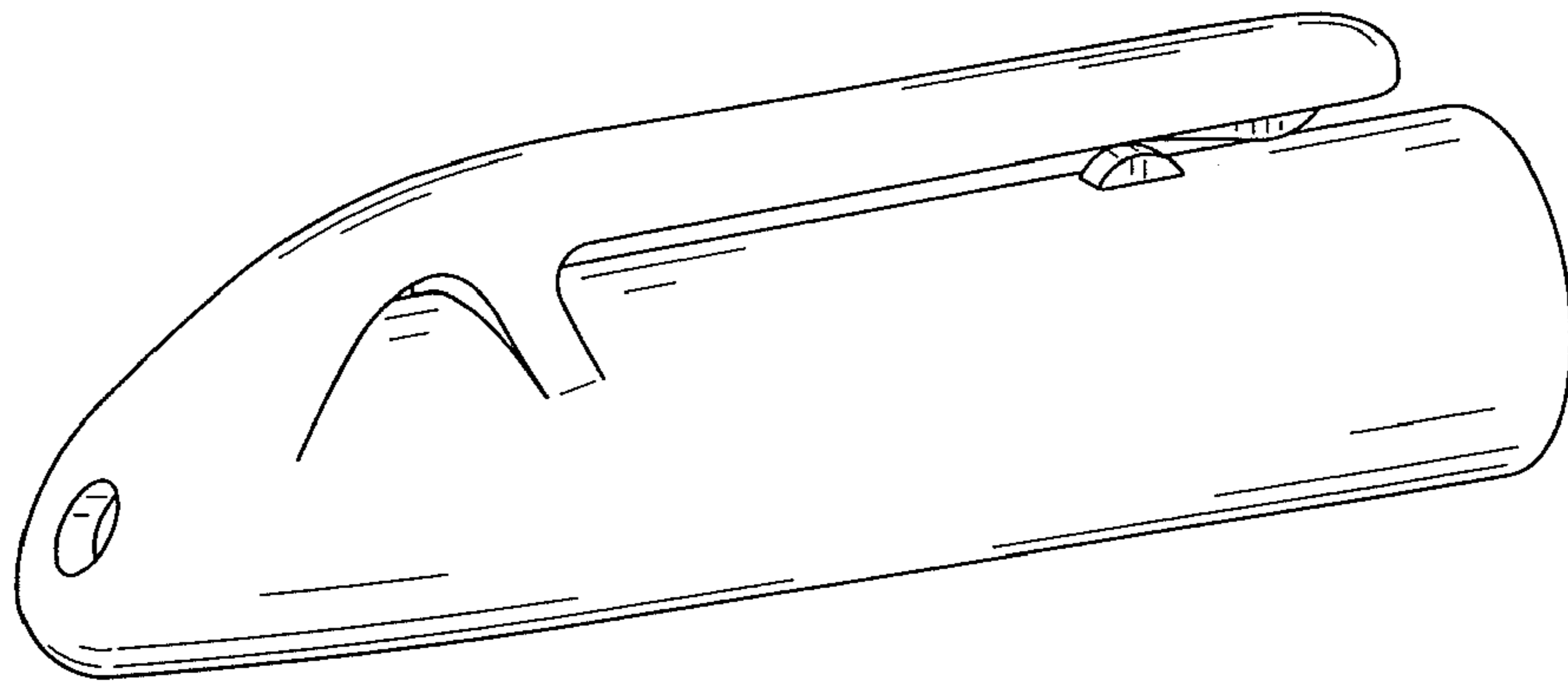


FIG. 1




FIG. 2

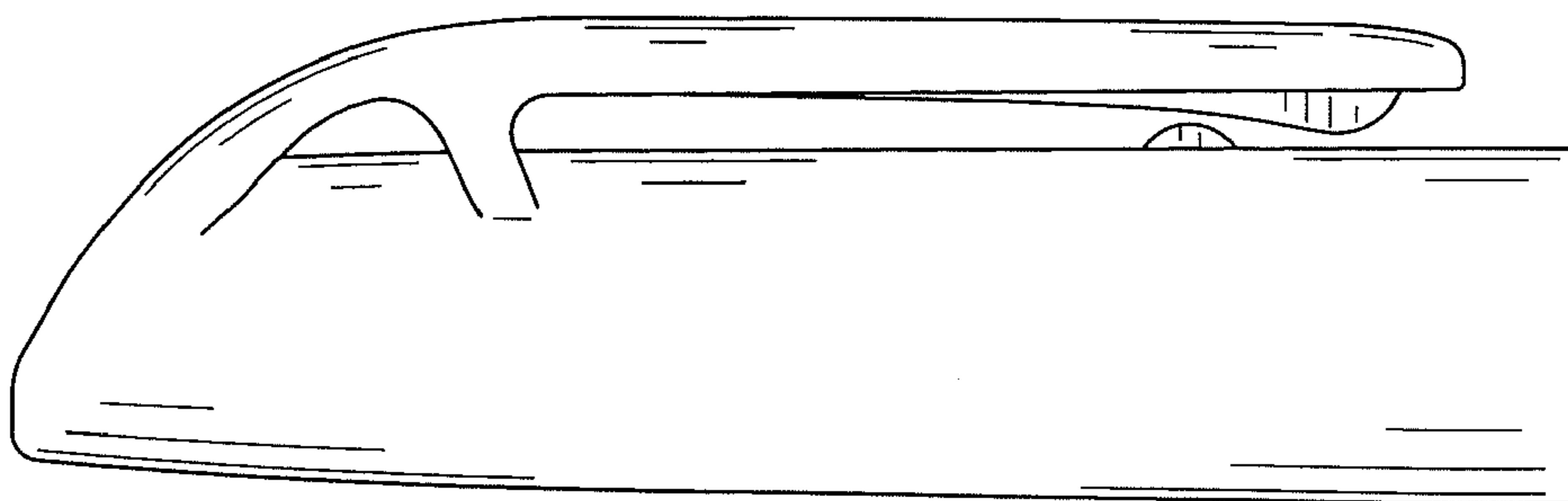

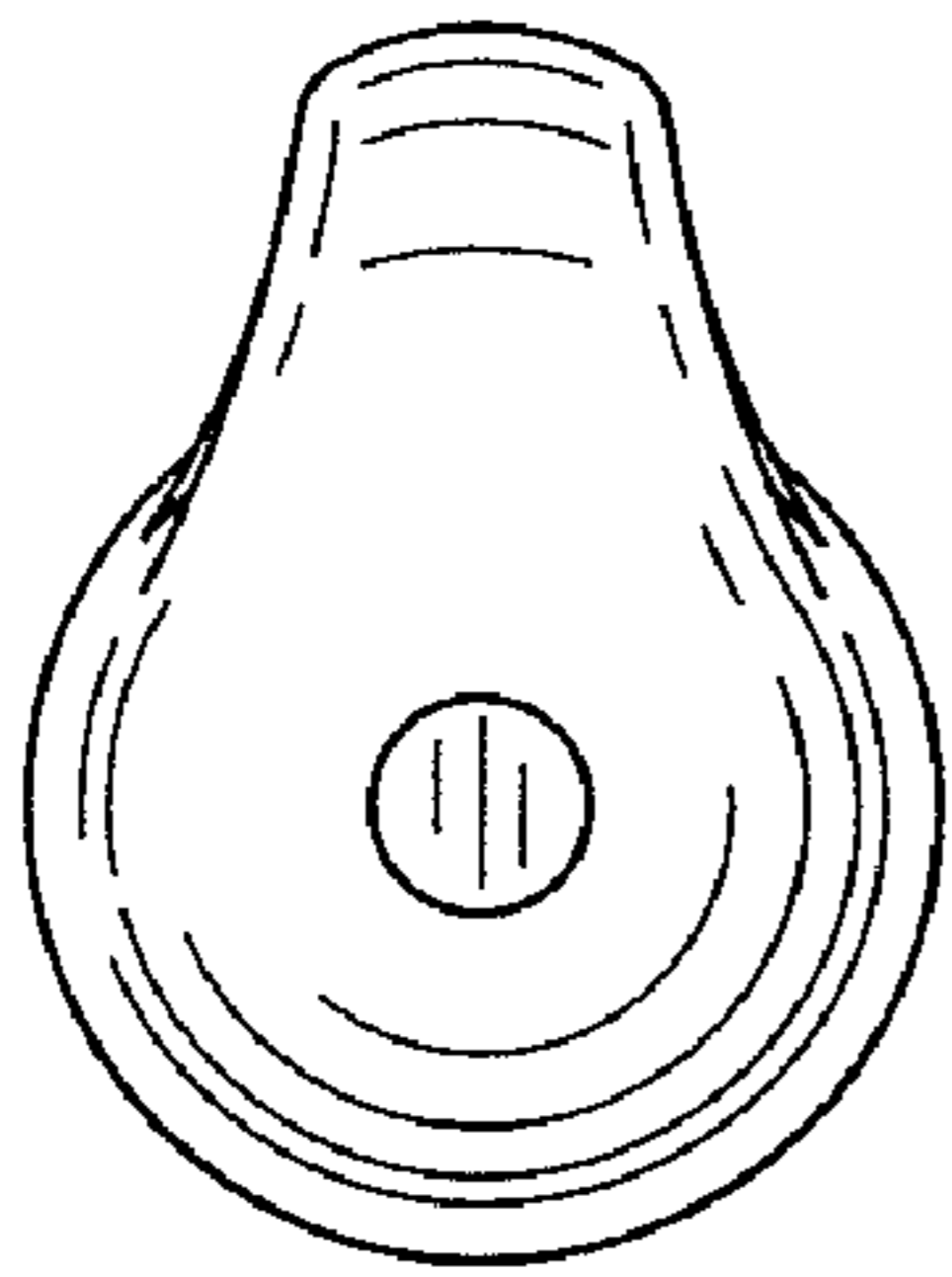


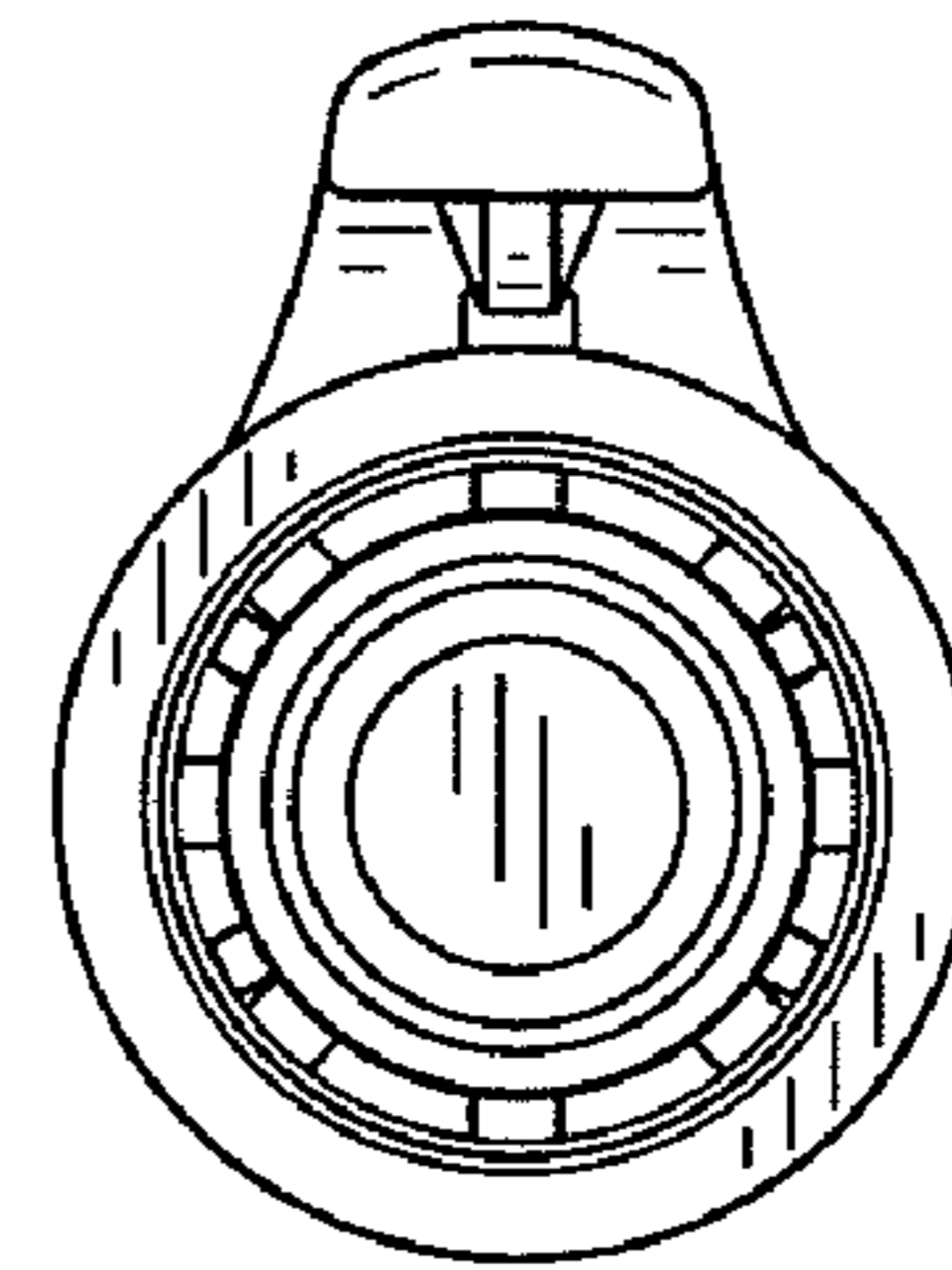
FIG. 3



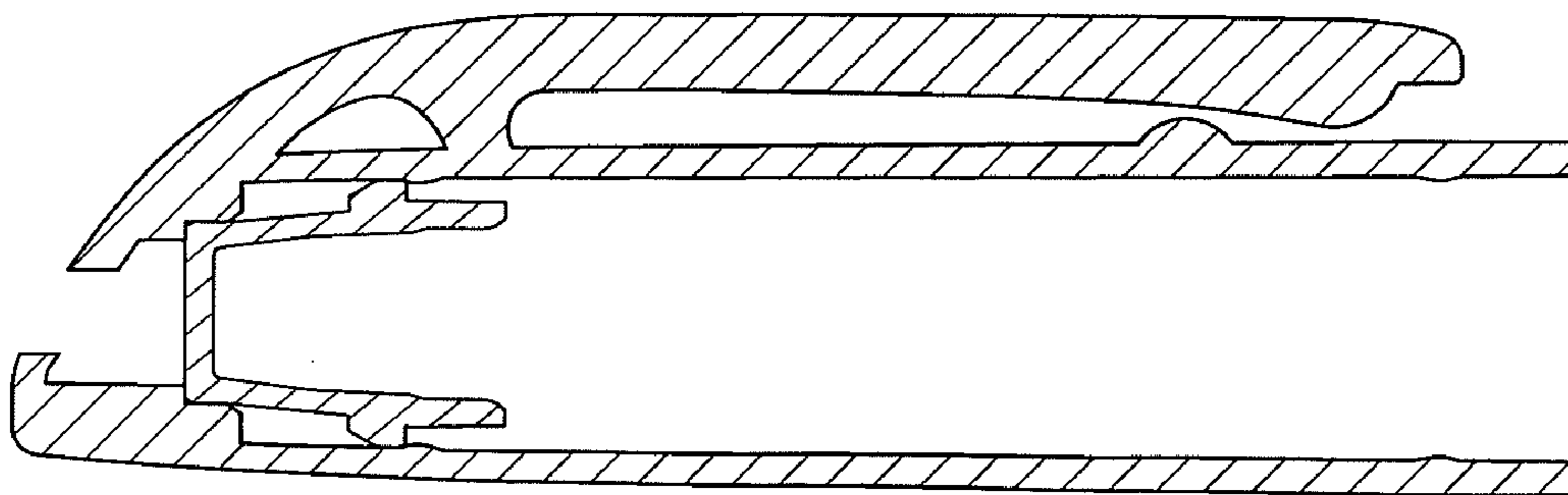
**FIG. 4**



**FIG. 5**



**FIG. 6**



**FIG. 7**