



US00D603453S

(12) **United States Design Patent**
Rolion et al.

(10) **Patent No.:** **US D603,453 S**
(45) **Date of Patent:** **** Nov. 3, 2009**

(54) **WRITING INSTRUMENT**
(75) Inventors: **Franck Rolion**, Asnières-sur-Oise (FR);
Franck Vadenne, Bezons (FR)
(73) Assignee: **Societe BIC, S.A.**, Clichy (FR)
(**) Term: **14 Years**
(21) Appl. No.: **29/329,815**
(22) Filed: **Dec. 22, 2008**

(30) **Foreign Application Priority Data**
Aug. 8, 2008 (EM) 000984364-0003

(51) **LOC (9) Cl.** **19-06**
(52) **U.S. Cl.** **D19/50**
(58) **Field of Classification Search** D19/35,
D19/36, 41-51, 53-57; 24/11 F, 11 P, 11 R;
401/52, 99, 100, 104-109, 192, 195, 196
See application file for complete search history.

(56) **References Cited**
U.S. PATENT DOCUMENTS
D179,615 S * 1/1957 Spatz D28/4
D398,934 S * 9/1998 Veillon D19/51
D409,657 S * 5/1999 Veillon et al. D19/43

6,533,483 B2 * 3/2003 Carroll et al. 401/194
D476,364 S * 6/2003 Bain D19/51
D531,218 S * 10/2006 Tatic D19/50
D539,346 S * 3/2007 Song D19/43
D562,395 S * 2/2008 Qiu et al. D19/51

* cited by examiner

Primary Examiner—Elizabeth A Albert
(74) *Attorney, Agent, or Firm*—The H. T. Than Group

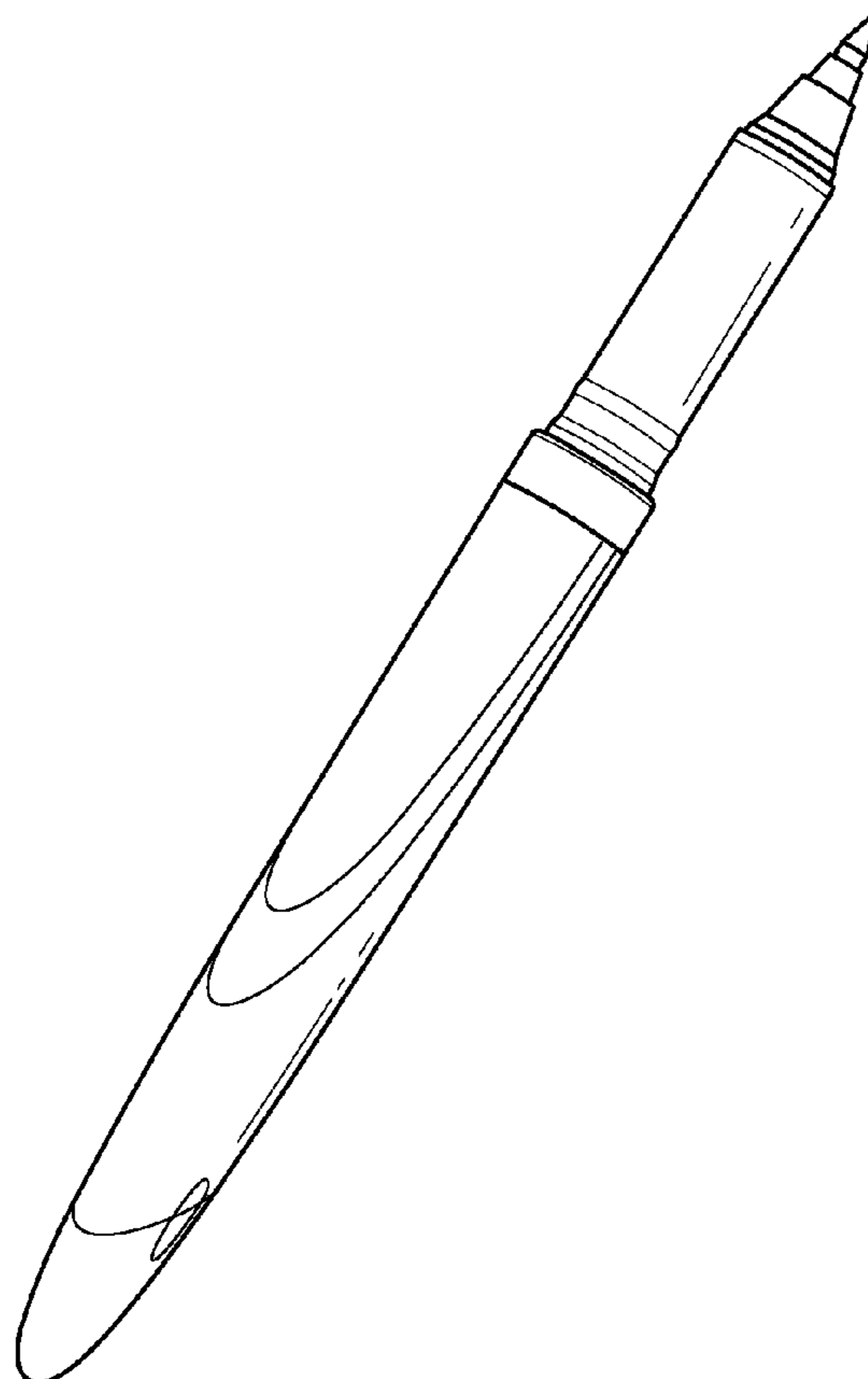
(57) **CLAIM**

What is claimed is the ornamental design for a writing instrument, as shown and described.

DESCRIPTION

FIG. 1 is a perspective view of a writing instrument according to the present invention;
FIG. 2 is a front elevational view thereof;
FIG. 3 is a rear elevational view thereof;
FIG. 4 is a right side elevational view thereof;
FIG. 5 is a left side elevational view thereof;
FIG. 6 is a top end view thereof; and,
FIG. 7 is a bottom end view thereof.

1 Claim, 7 Drawing Sheets



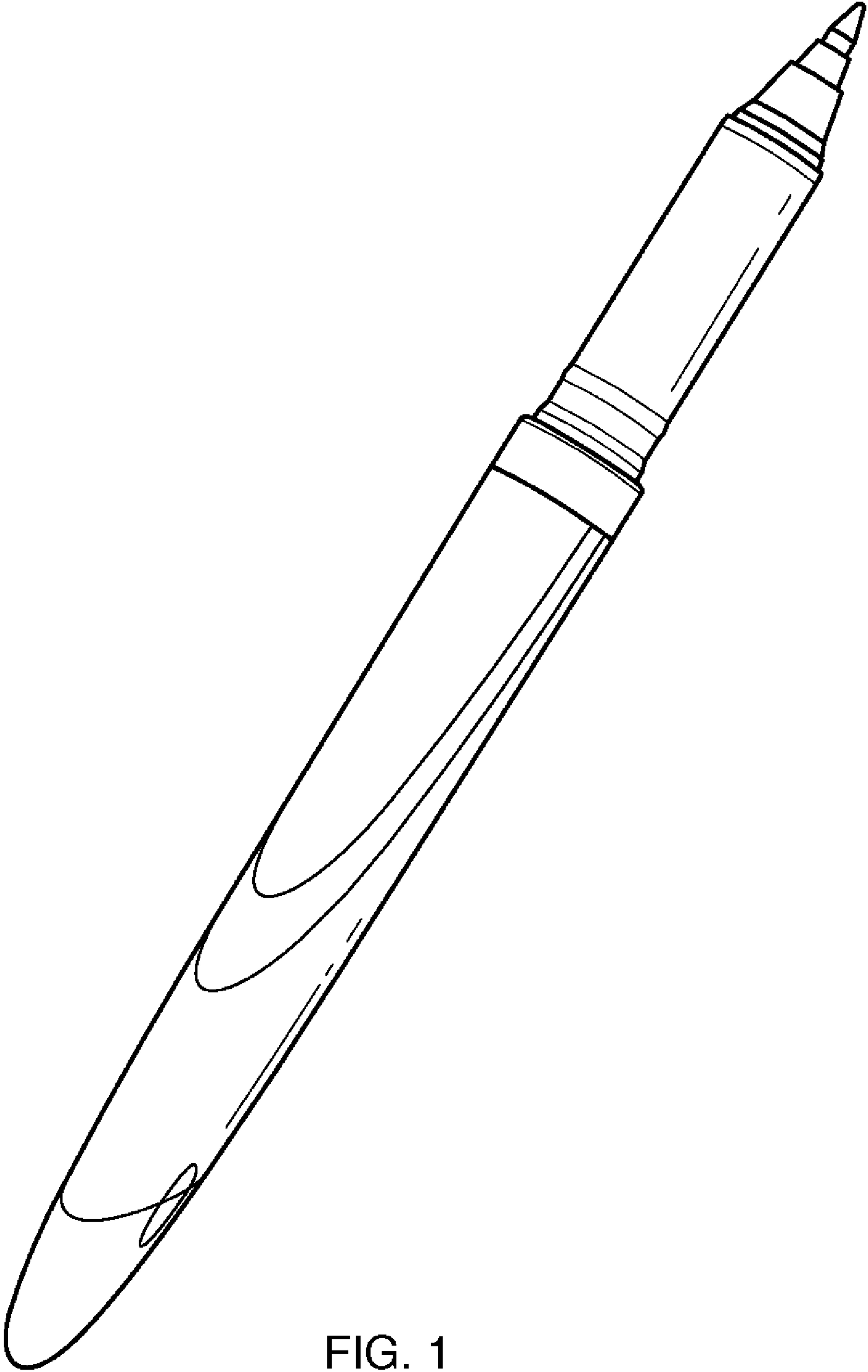


FIG. 1

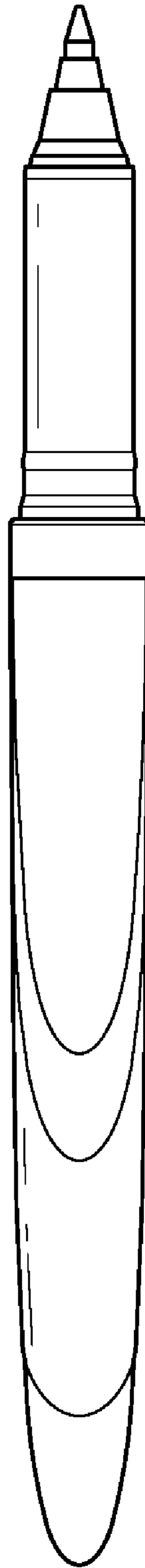


FIG. 2

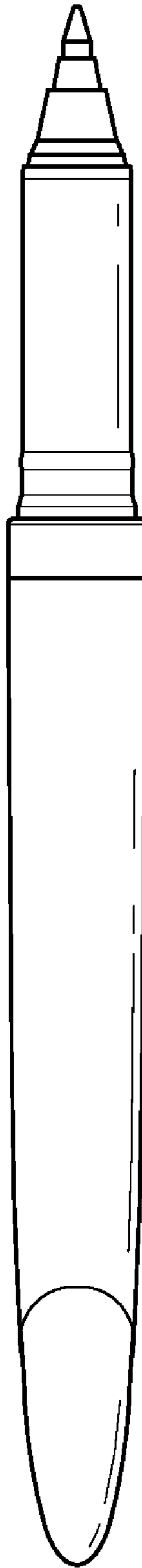


FIG. 3




FIG. 4

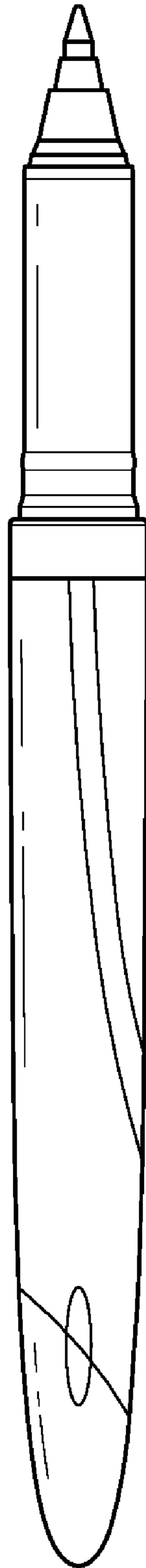


FIG. 5

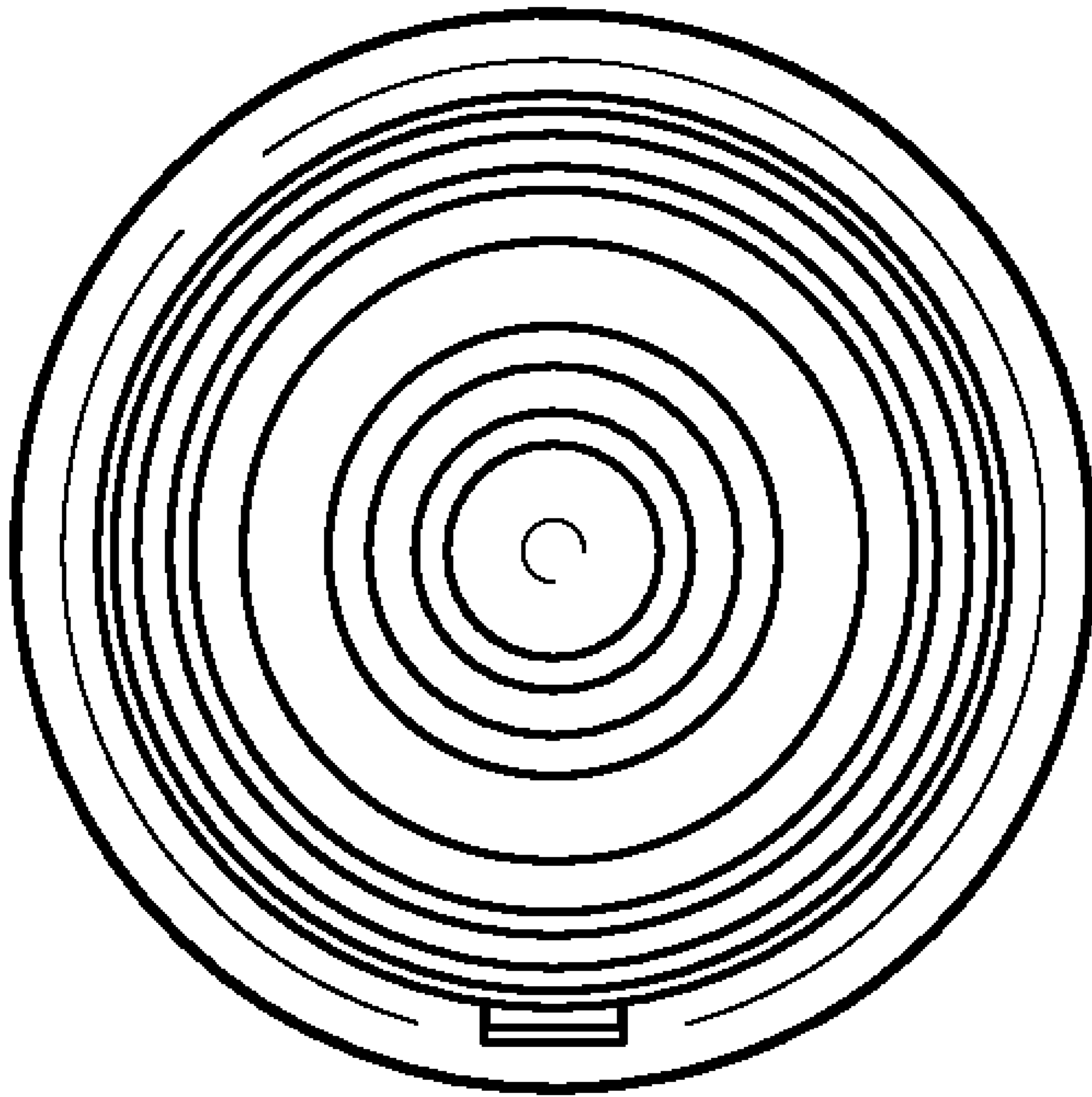


FIG. 6

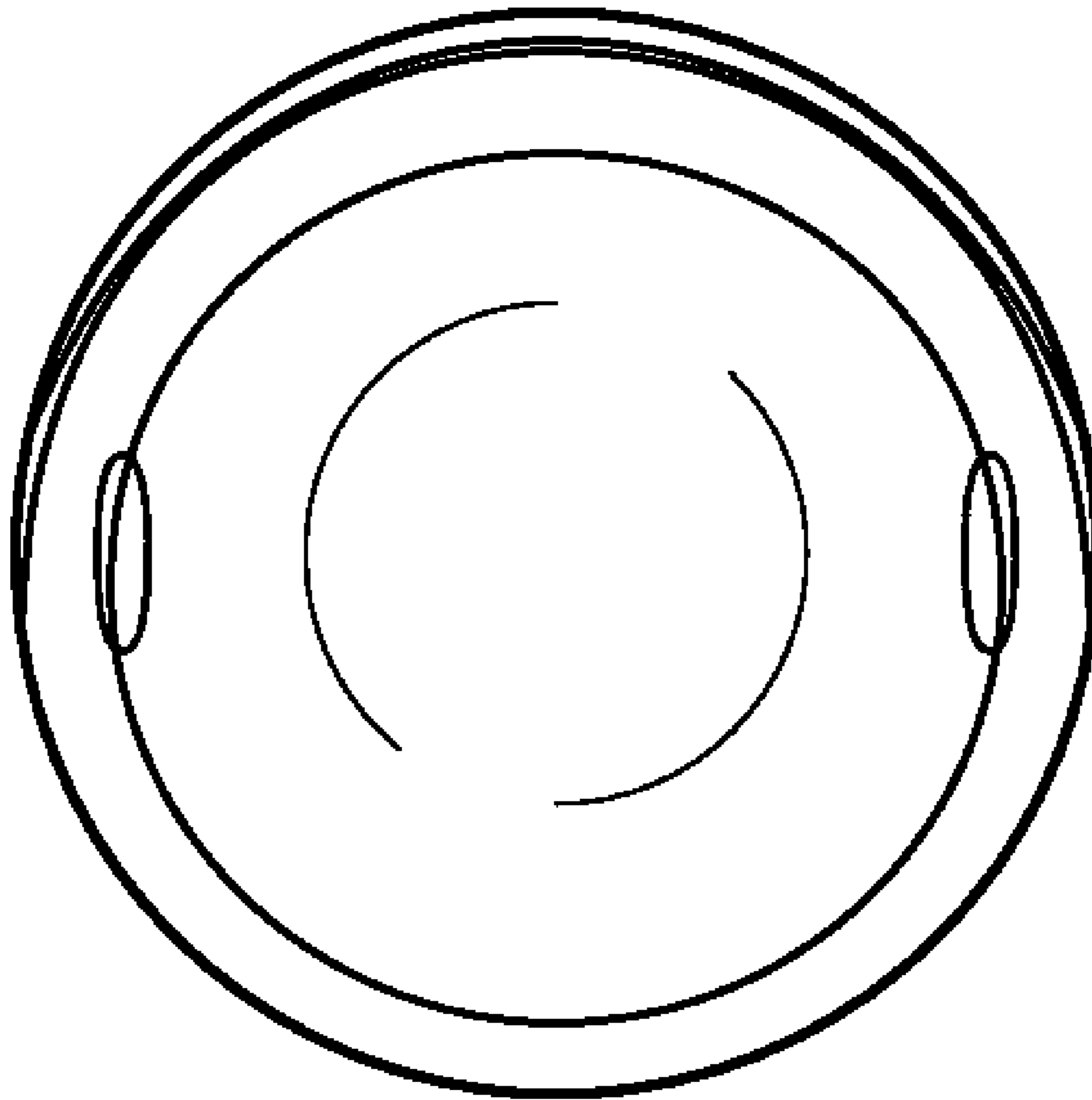


FIG. 7