

US00D603450S

(12) **United States Design Patent**  
**Tatsumi et al.**

(10) **Patent No.:** **US D603,450 S**  
(45) **Date of Patent:** **\*\* Nov. 3, 2009**

(54) **PROCESS CARTRIDGE FOR IMAGE FORMING APPARATUS**

(75) Inventors: **Kenzo Tatsumi**, Oosaka (JP); **Yoshihiro Kawakami**, Hyogo (JP); **Yoshiyuki Shimizu**, Oosaka (JP); **Tomohiro Kubota**, Oosaka (JP); **Koji Kato**, Oosaka (JP); **Hirobumi Ooyoshi**, Oosaka (JP); **Tomofumi Yoshida**, Oosaka (JP)

(73) Assignee: **Ricoh Company, Ltd.**, Tokyo (JP)

(\*\*) Term: **14 Years**

(21) Appl. No.: **29/274,436**

(22) Filed: **Apr. 24, 2007**

(30) **Foreign Application Priority Data**

Oct. 27, 2006 (JP) ..... 2006-029448

(51) **LOC (9) Cl.** ..... **16-03**

(52) **U.S. Cl.** ..... **D18/43**

(58) **Field of Classification Search** ..... D14/471;  
D18/12, 36, 40, 43, 44, 56; 222/DIG. 1;  
347/197, 222; 399/24-28, 107-112, 119,  
399/121, 122, 222-224

See application file for complete search history.

(56) **References Cited**

**U.S. PATENT DOCUMENTS**

- D322,279 S \* 12/1991 Tsutsui ..... D18/43
- D358,164 S \* 5/1995 Hashizume et al. .... D18/43
- D378,829 S \* 4/1997 Aoyama et al. .... D18/40
- D378,830 S \* 4/1997 Kim ..... D18/43
- D398,633 S \* 9/1998 Hashizume et al. .... D18/40

- D433,441 S \* 11/2000 Yonekawa et al. .... D18/43
- D448,042 S \* 9/2001 Hale et al. .... D18/43
- D451,125 S \* 11/2001 Sugiyama et al. .... D18/40
- D451,127 S \* 11/2001 Katou et al. .... D18/43
- D459,388 S \* 6/2002 Irie et al. .... D18/43
- D462,712 S \* 9/2002 Katou et al. .... D18/43
- D501,021 S \* 1/2005 Saiki et al. .... D18/40
- D501,022 S \* 1/2005 Saiki et al. .... D18/40
- 7,062,201 B2 \* 6/2006 Mizoguchi ..... 399/111
- D524,849 S \* 7/2006 Komai ..... D18/43
- D537,110 S \* 2/2007 Nakata et al. .... D18/40
- D548,276 S \* 8/2007 Koizumi et al. .... D18/43
- D552,163 S \* 10/2007 Kouroku et al. .... D18/43
- D555,193 S \* 11/2007 Choi ..... D18/43

\* cited by examiner

*Primary Examiner*—Caron Veynar

*Assistant Examiner*—Garth Rademaker

(74) *Attorney, Agent, or Firm*—Dickstein Shapiro LLP

(57) **CLAIM**

The ornamental design for a process cartridge for image forming apparatus, as shown.

**DESCRIPTION**

FIG. 1 is a front elevation of a process cartridge for image forming apparatus according to the present invention;

FIG. 2 is a rear elevation thereof;

FIG. 3 is a top plan view thereof;

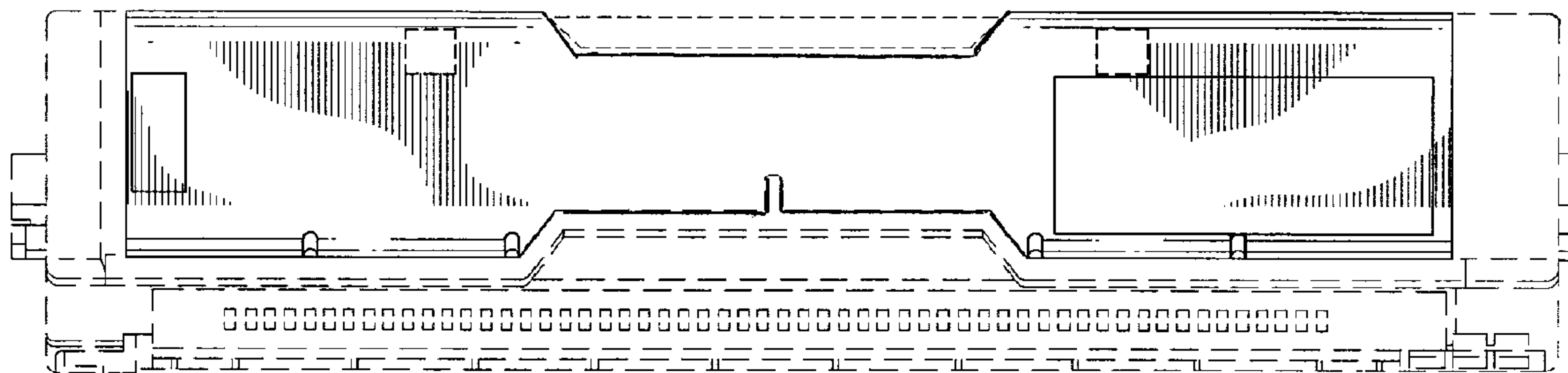
FIG. 4 is a bottom plan view thereof;

FIG. 5 is a right side elevation thereof; and,

FIG. 6 is a left side elevation thereof.

The broken lines depict environmental subject matter only and form no part of the claimed design.

**1 Claim, 4 Drawing Sheets**



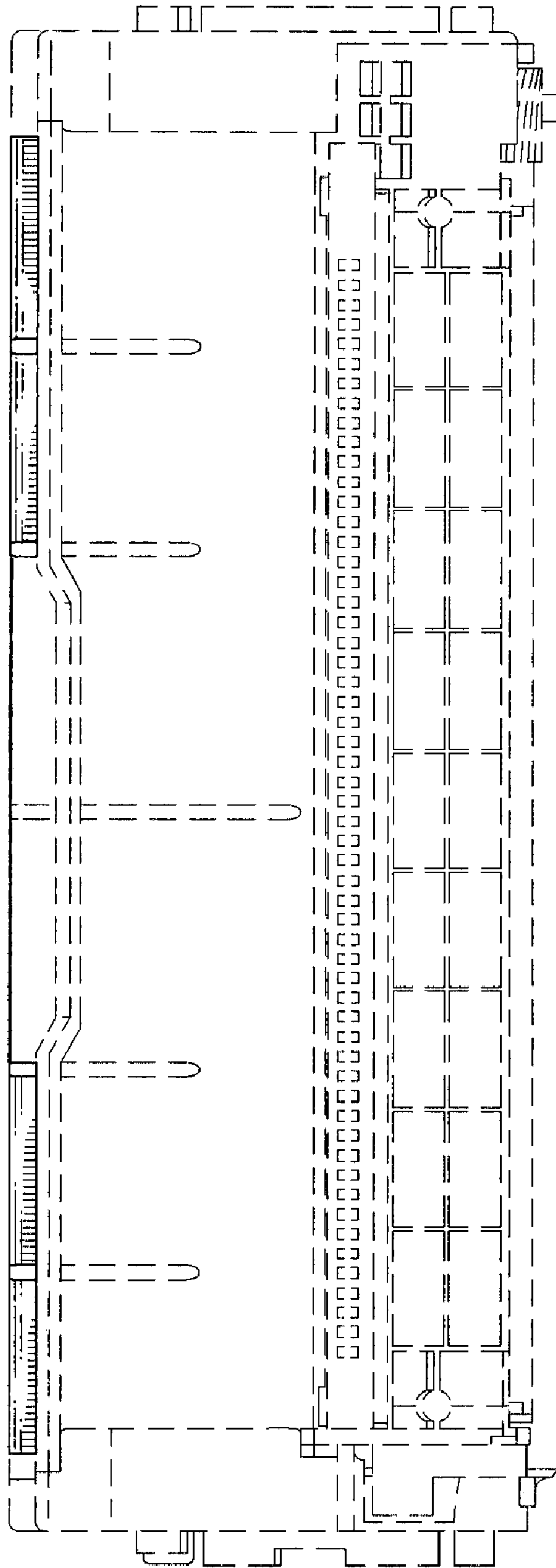


FIG. 1

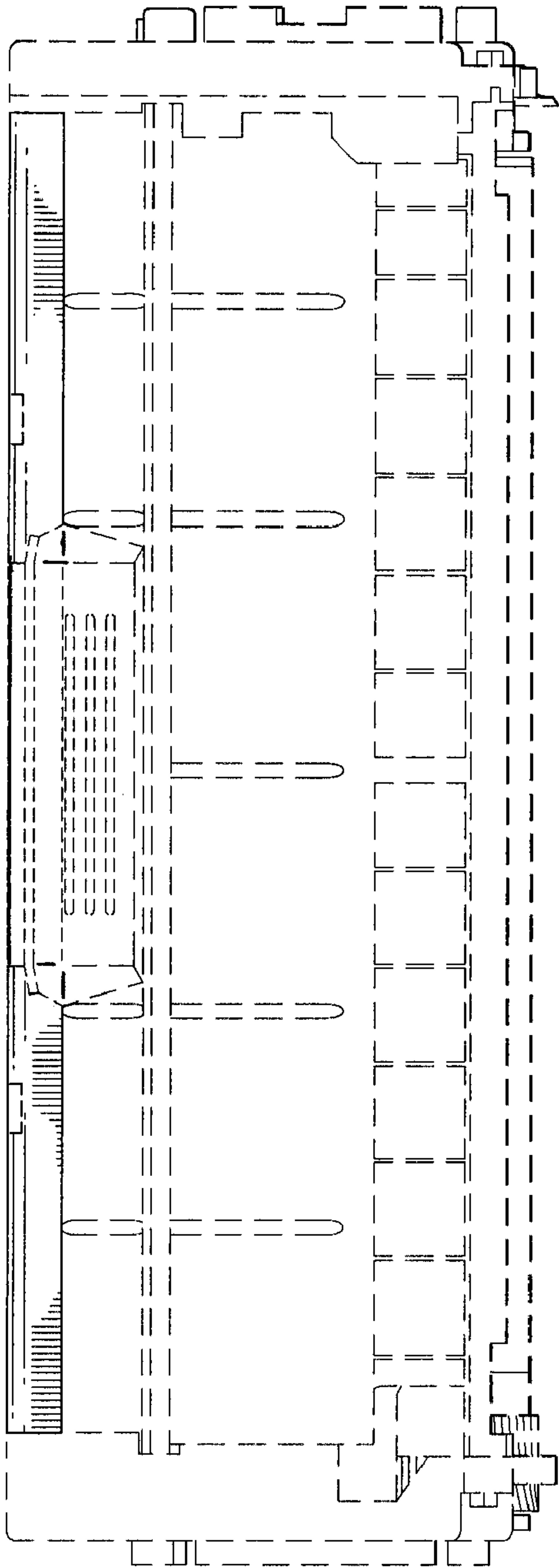


FIG. 2

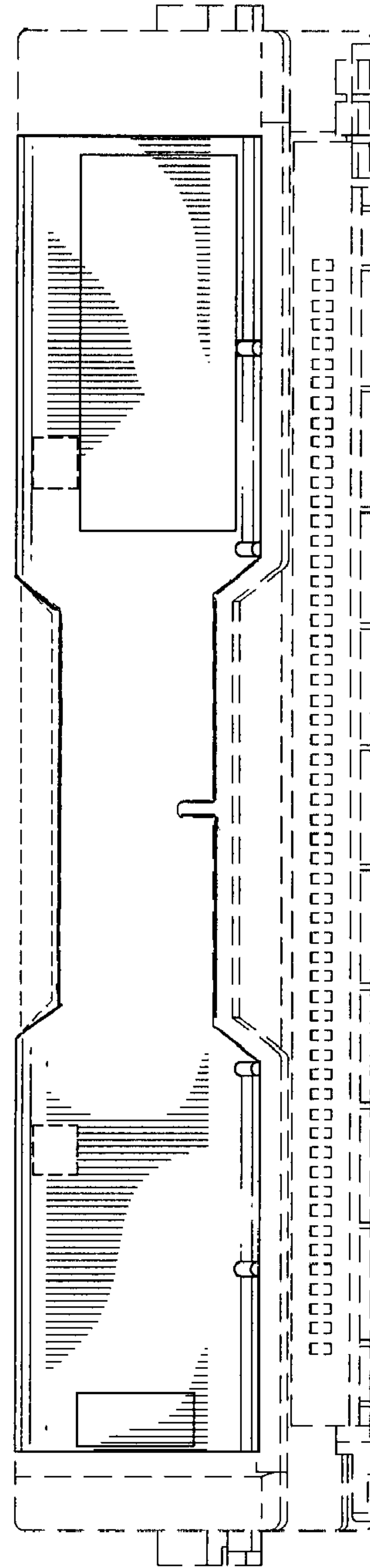


FIG. 3

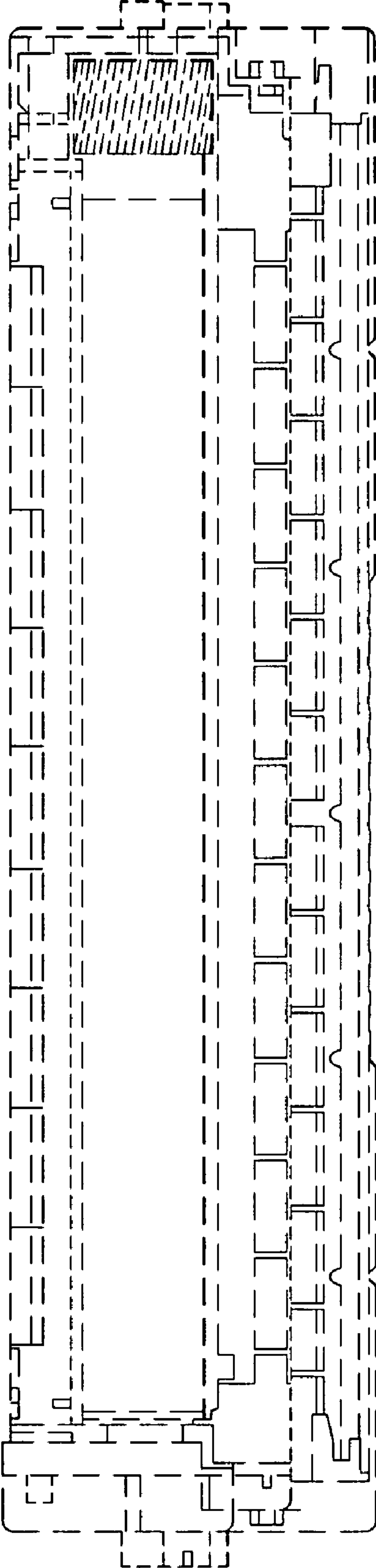


FIG. 4

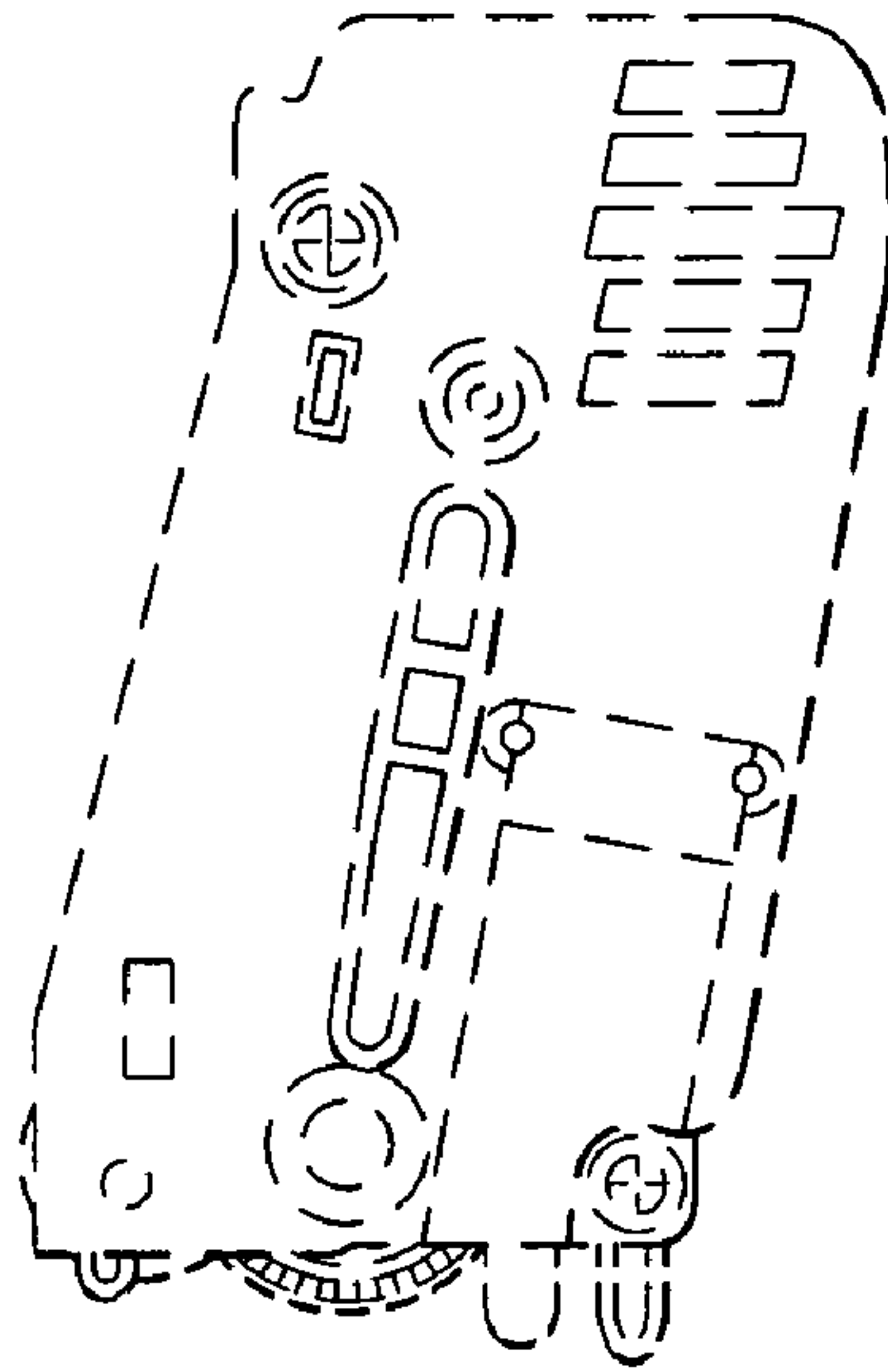


FIG. 5

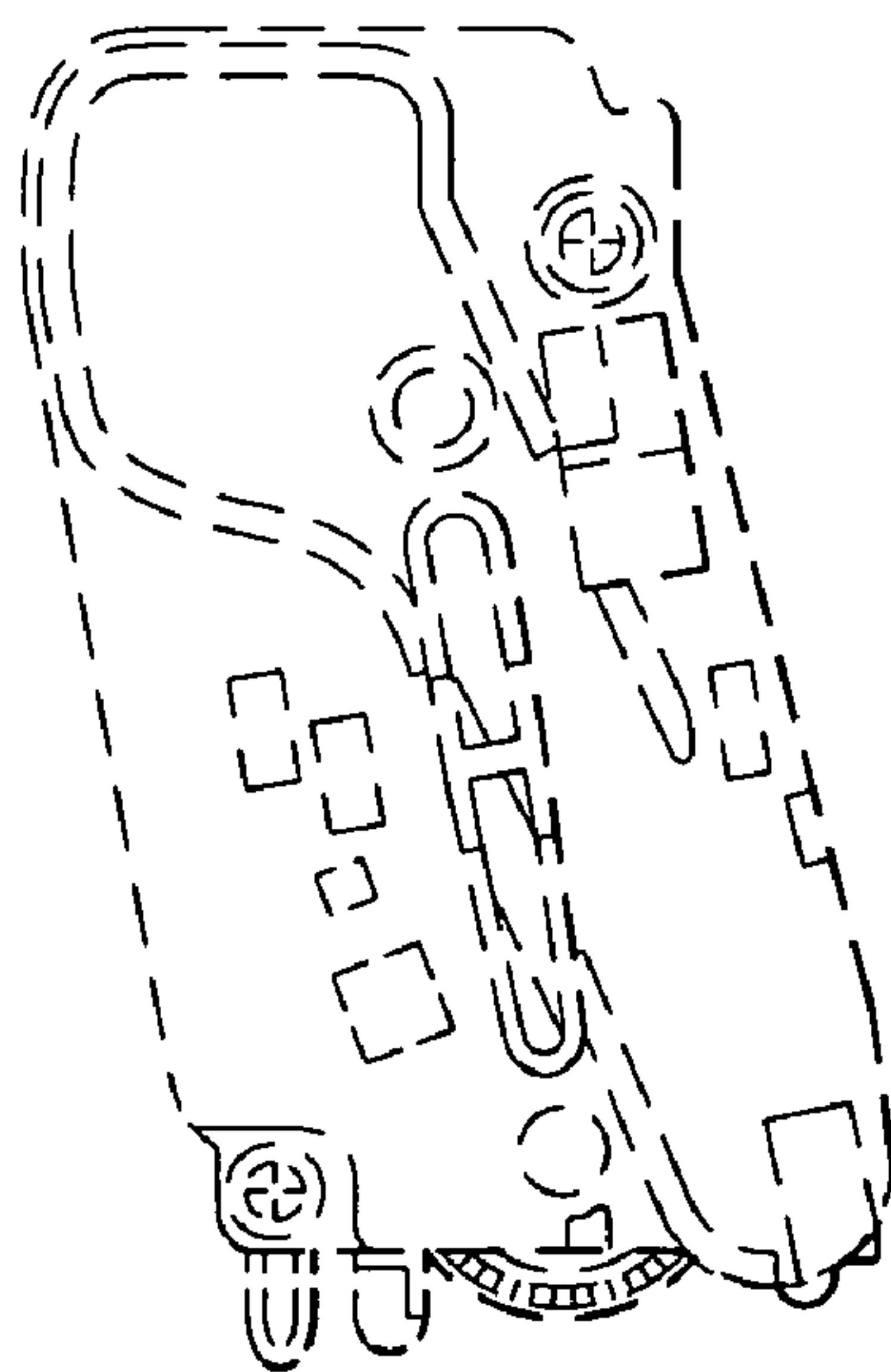


FIG. 6