



US00D603412S

(12) **United States Design Patent**  
**Wills et al.**

(10) **Patent No.:** **US D603,412 S**  
(45) **Date of Patent:** **\*\* Nov. 3, 2009**

(54) **AUDIO/VISUAL STAND**

(76) Inventors: **Andrew Wills**, 145 Dunstons Road,  
Dulwich, London SE22 9HB (GB); **Alex  
Lau**, 46 Barnes Avenue, Barnes London  
SW13 9AB (GB); **Seiyo Ezure**, 8 Holly  
Lodge, Heathside Crescent, Woking,  
Surrey GU22 7AB (GB)

(\*\*) Term: **14 Years**

(21) Appl. No.: **29/331,901**

(22) Filed: **Feb. 4, 2009**

6,189,849	B1 *	2/2001	Sweere et al. ....	248/286.1
D445,457	S *	7/2001	Brumby .....	D19/91
D468,134	S *	1/2003	Oikawa .....	D6/466
D478,088	S *	8/2003	Hamouz .....	D14/451
D513,671	S *	1/2006	Lucatello .....	D6/432
7,195,214	B2 *	3/2007	Lee et al. ....	248/125.8
2004/0056161	A1 *	3/2004	Ishizaki et al. ....	248/176.3
2004/0188573	A1 *	9/2004	Weatherly .....	248/125.1
2006/0065795	A1 *	3/2006	Blackburn .....	248/122.1
2006/0175476	A1 *	8/2006	Hasegawa et al. ....	248/125.1
2007/0252919	A1 *	11/2007	McGreevy .....	348/825
2008/0068784	A1 *	3/2008	Bouissiere .....	361/681

**Related U.S. Application Data**

(62) Division of application No. 29/291,613, filed on Sep.  
6, 2007.

(30) **Foreign Application Priority Data**

Mar. 6, 2007 (EM) ..... 000686258

(51) **LOC (9) Cl.** ..... **08-07**

(52) **U.S. Cl.** ..... **D14/451**

(58) **Field of Classification Search** ..... D14/447,  
D14/448, 451, 452, 457, 459, 460, 461, 239,  
D14/251, 253, 224.1, 125, 126, 432, 434,  
D14/439, 371-382; D8/354, 363, 373, 380;  
D19/90, 91; D18/4.4, 4.5, 4.6, 12; D6/300,  
D6/310, 312, 313, 314, 449, 512; D13/139.5;  
D21/333; D10/74; D12/415; 248/917-924,  
248/675, 676, 678, 447, 122.1, 176.1, 176.3,  
248/205.5, 205.8, 324; 312/323.3; 379/446,  
379/454, 455; 361/679.02, 679.06, 679.07,  
361/679.21, 679.22, 679.24, 679.26, 679.3,  
361/679.46, 679.49, 679.55, 679.56, 679.58,  
361/679.6, 693, 697, 809, 810, 825, 827

See application file for complete search history.

(56) **References Cited**

**U.S. PATENT DOCUMENTS**

D418,831 S \* 1/2000 Rosen et al. .... D14/376

\* cited by examiner

*Primary Examiner*—Jennifer Rivard

*Assistant Examiner*—Angela J Lee

(74) *Attorney, Agent, or Firm*—Carter, DeLuca, Farrell &  
Schmidt, LLP

(57) **CLAIM**

The ornamental design for an audio/visual stand, as shown  
and described.

**DESCRIPTION**

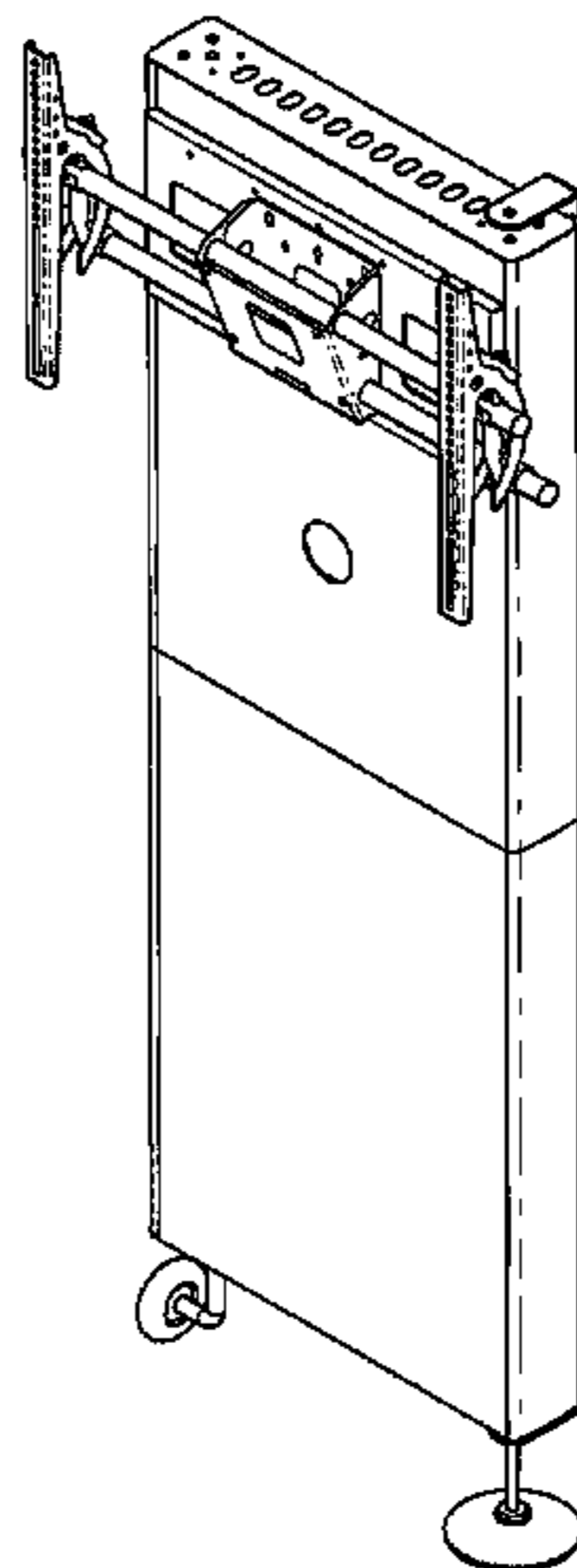
FIG. 1 is a perspective view of an audio/visual stand in accor-  
dance with the present design;

FIG. 2 is a front elevational view of the audio/visual stand of  
FIG. 1;

FIG. 3 is a right side elevational view of the audio/visual stand  
of FIGS. 1 and 2, the left side elevational view being a mirror  
image of the right side elevational view with the exception of  
the brackets and supporting features; and,

FIG. 4 is a rear elevational view of the audio/visual stand of  
FIGS. 1-3.

**1 Claim, 4 Drawing Sheets**



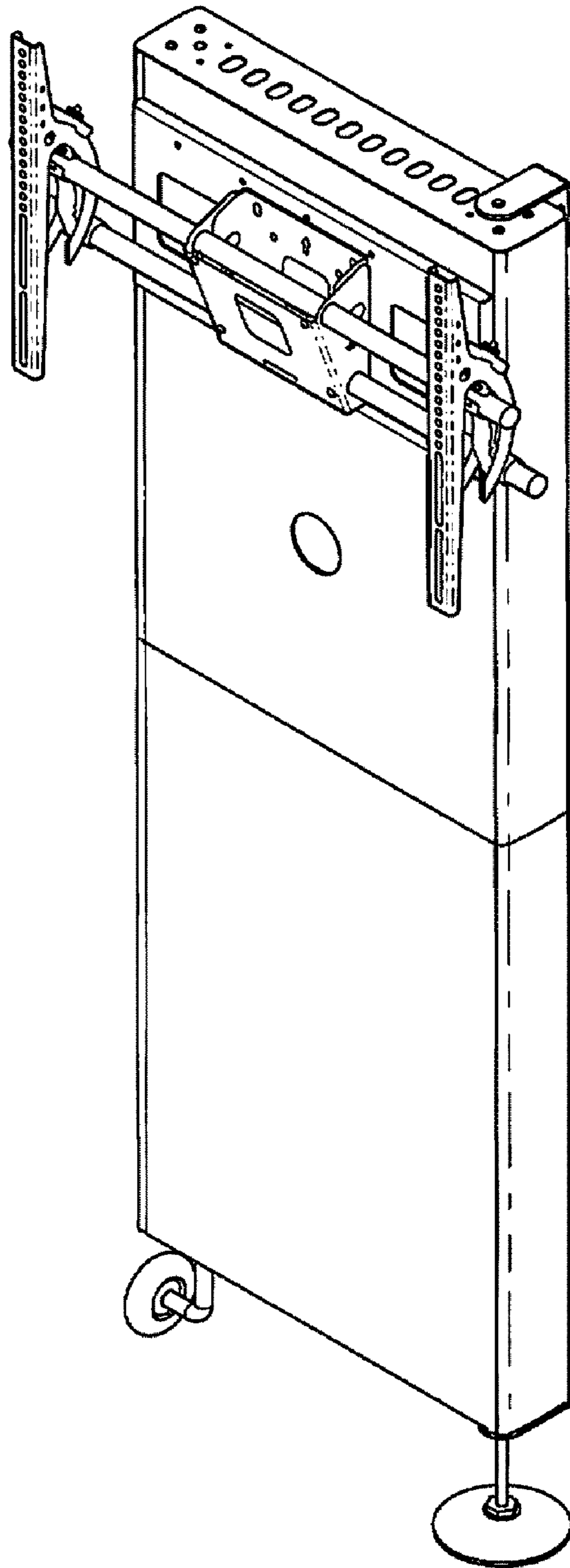


FIG. 1

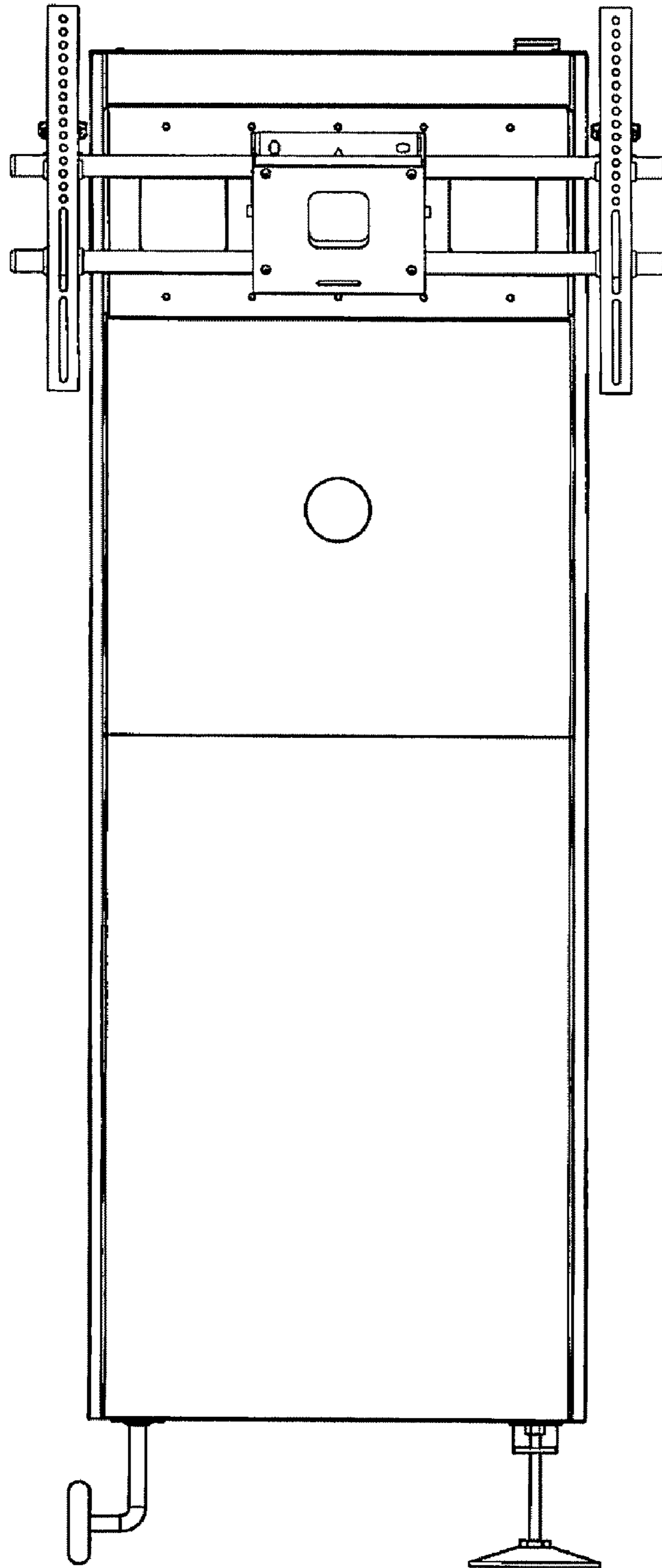


FIG. 2

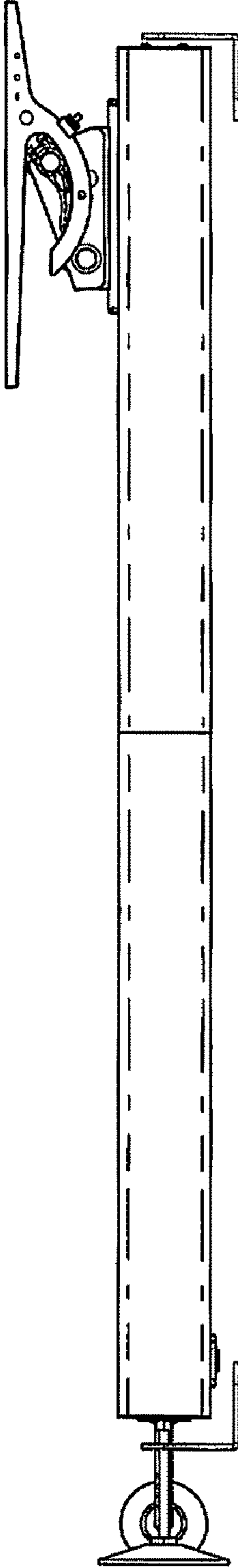


FIG. 3

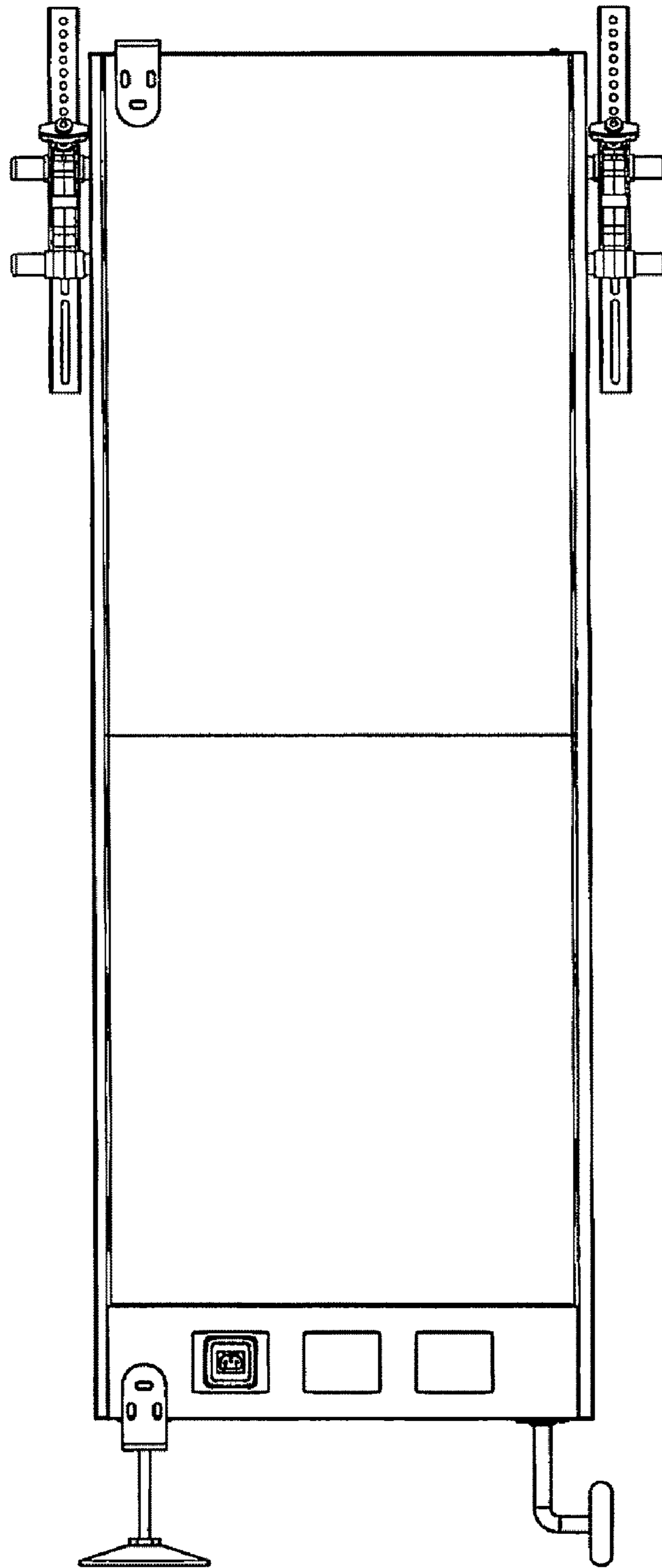


FIG. 4