



US00D603406S

(12) **United States Design Patent**
Wood et al.

(10) **Patent No.:** **US D603,406 S**
(45) **Date of Patent:** **** Nov. 3, 2009**

(54) **HANDHELD ELECTRONIC DEVICE**

(75) Inventors: **Todd Andrew Wood**, Guelph (CA);
Archer Chi Kwong Wun, North York
(CA); **Roman Peter Rak**, Waterloo (CA)

(73) Assignee: **Research In Motion Limited**, Waterloo
(CA)

(**) Term: **14 Years**

(21) Appl. No.: **29/336,382**

(22) Filed: **May 1, 2009**

(51) **LOC (9) Cl.** **14-02**

(52) **U.S. Cl.** **D14/346**

(58) **Field of Classification Search** D14/341-347,
D14/137, 138, 138 AA, 138 R, 138 AB, 138 AC,
D14/138 AD, 138 C, 138 G, 496, 203.1,
D14/203.3, 203.4, 203.5, 203.6, 203.7, 426,
D14/427, 428, 429, 129, 130; D21/333,
D21/324, 329, 330; D18/7; D10/65; 455/556.1,
455/556.2, 566, 575.1, 575.3, 575.4, 90.3;
D19/60; 379/433.04, 433.07, 433.11, 433.12,
379/433.13, 910, 916; 345/169, 901, 905
See application file for complete search history.

(56) **References Cited**

U.S. PATENT DOCUMENTS

D514,590 S * 2/2006 Naruki D14/203.3
D528,542 S * 9/2006 Luminosu et al. D14/346
D538,298 S * 3/2007 Naruki D14/203.7
D557,244 S * 12/2007 Lee et al. D14/138 AD
D558,791 S * 1/2008 Toh et al. D14/496
D558,834 S * 1/2008 Au Yeung D21/329
D565,599 S * 4/2008 Jang et al. D14/496
D567,254 S * 4/2008 Lee D14/496

D582,407 S * 12/2008 Rak et al. D14/346
D591,742 S * 5/2009 Hofer et al. D14/346
D593,551 S * 6/2009 Ferrari et al. D14/341
D593,552 S * 6/2009 Ferrari et al. D14/341
D593,554 S * 6/2009 Griffin et al. D14/346

OTHER PUBLICATIONS

BlackBerry Tour 9630, announced Jul. 2008, [online], [retrieved on Jul. 29, 2009]. Retrieved from Internet, <URL: <http://www.gsmarena.com>>.*

* cited by examiner

Primary Examiner—Jennifer Rivard

Assistant Examiner—Angela J Lee

(57) **CLAIM**

We claim the ornamental design for a handheld electronic device, as shown and described.

DESCRIPTION

FIG. 1 is a front perspective view of a handheld electronic device;

FIG. 2 is a back perspective view of the handheld electronic device;

FIG. 3 is a front plan view thereof;

FIG. 4 is a back plan view thereof;

FIG. 5 is a right elevational view thereof;

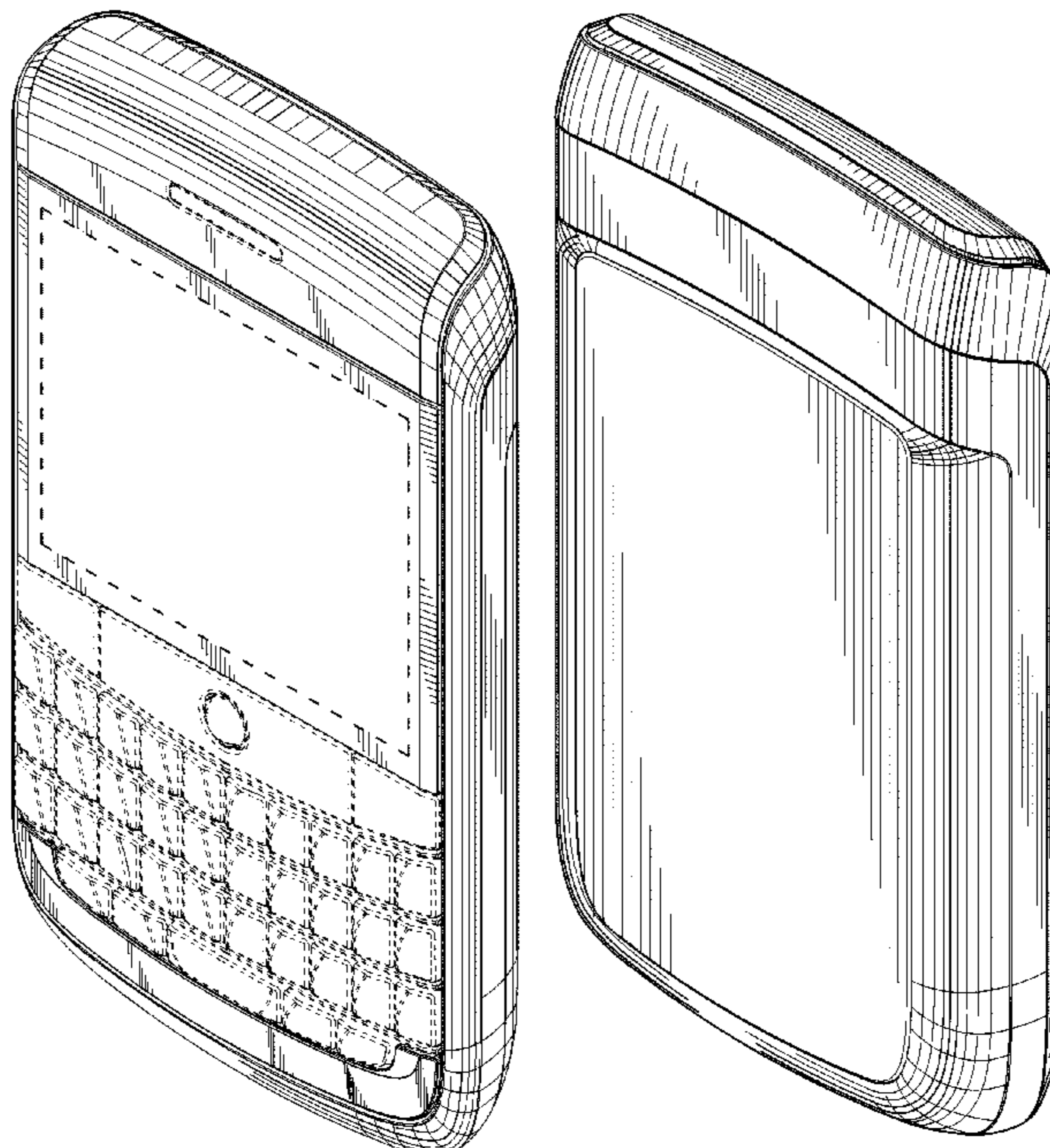
FIG. 6 is a left elevational view thereof;

FIG. 7 is a top plan view thereof; and,

FIG. 8 is a bottom plan view thereof.

The broken lines shown in the drawings of the hand-held electronic device are for the purpose of illustrating portions of the article and form no part of the claimed design.

1 Claim, 6 Drawing Sheets



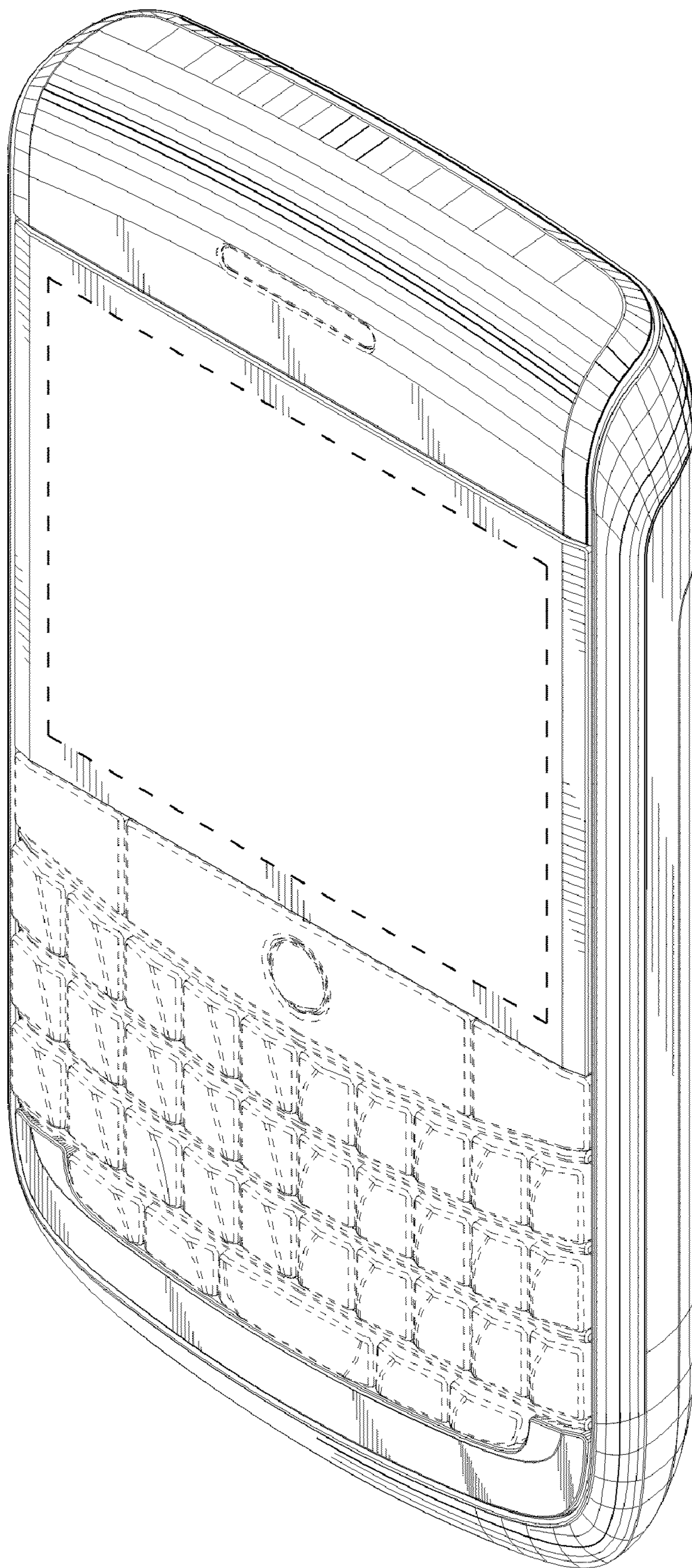


FIG.1

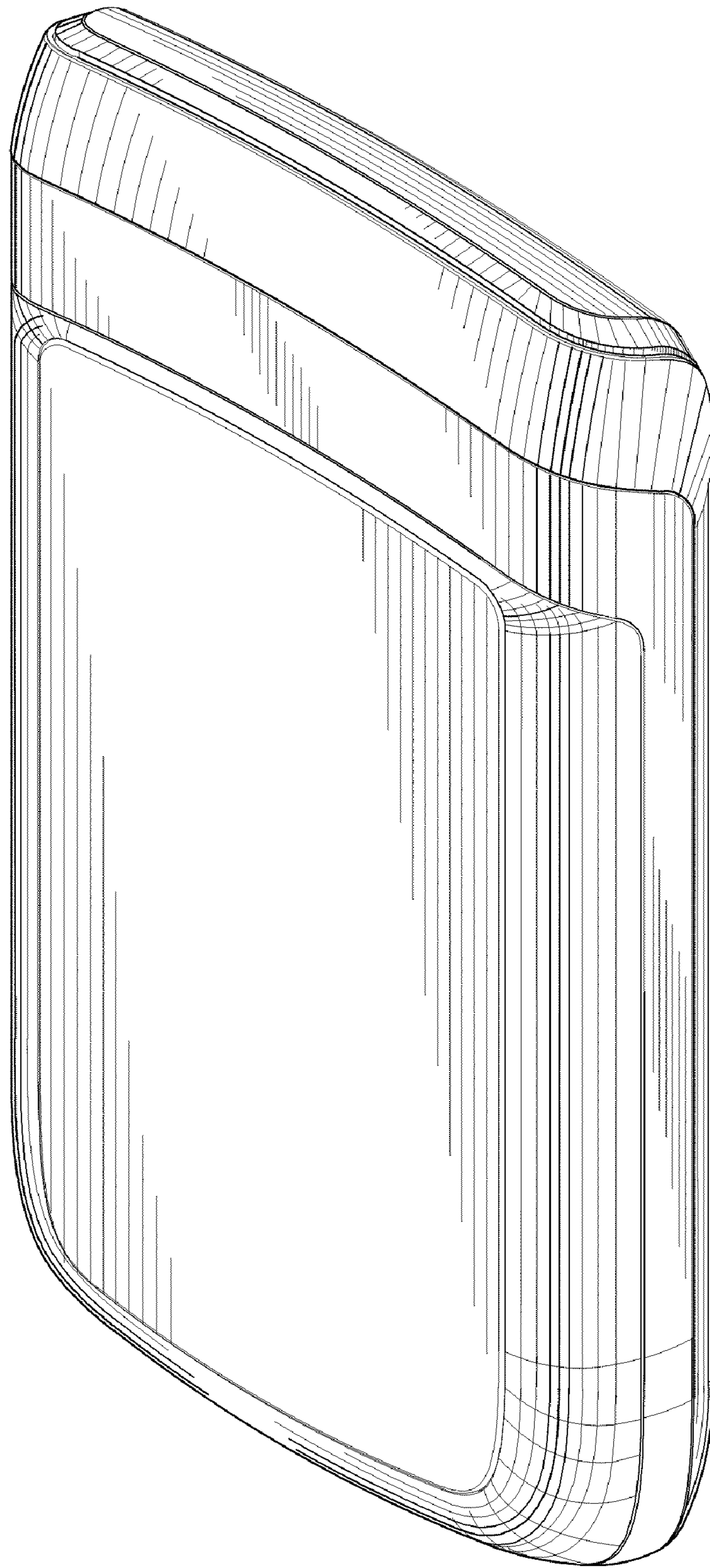


FIG.2




FIG.3

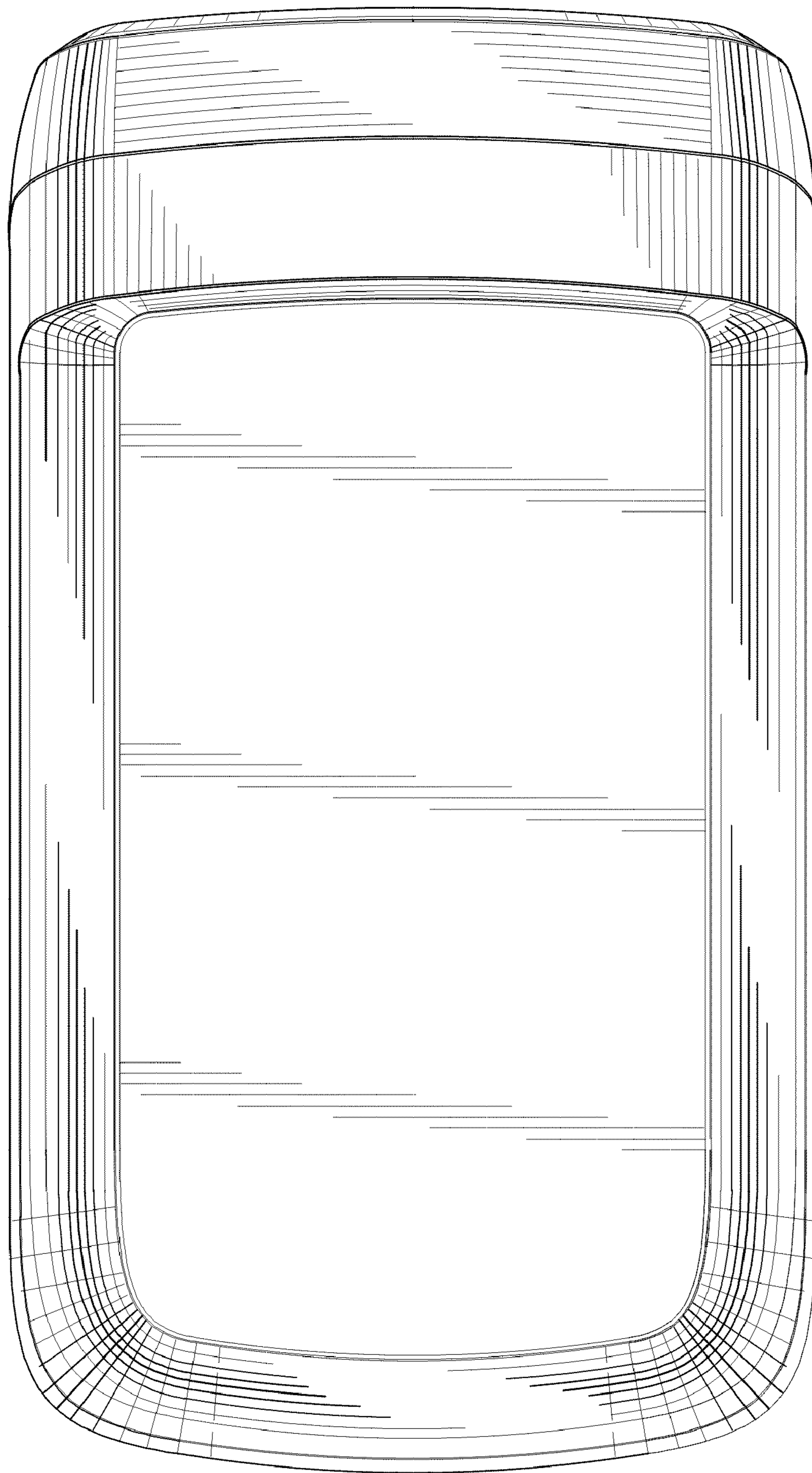


FIG.4

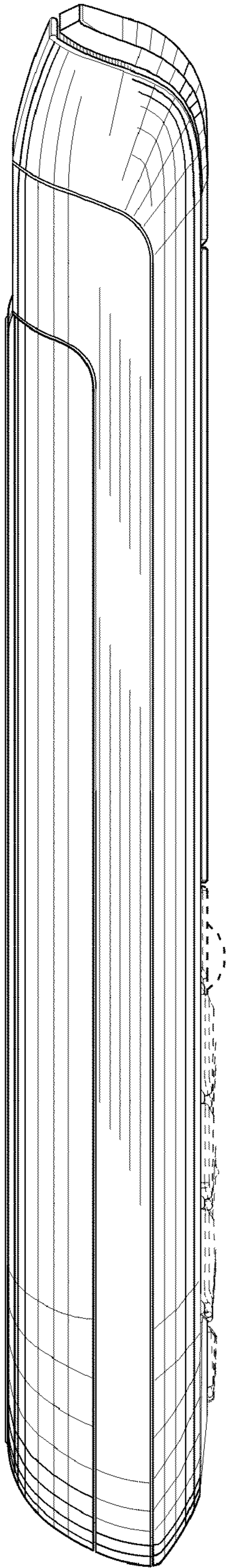


FIG. 5

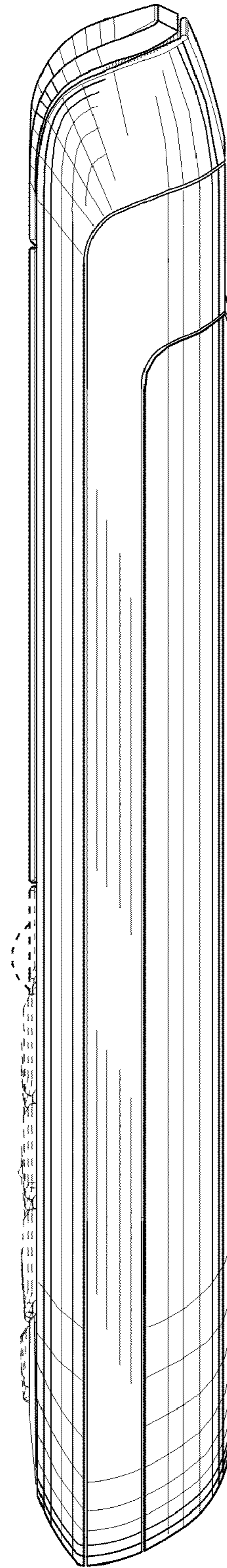


FIG. 6




FIG. 7

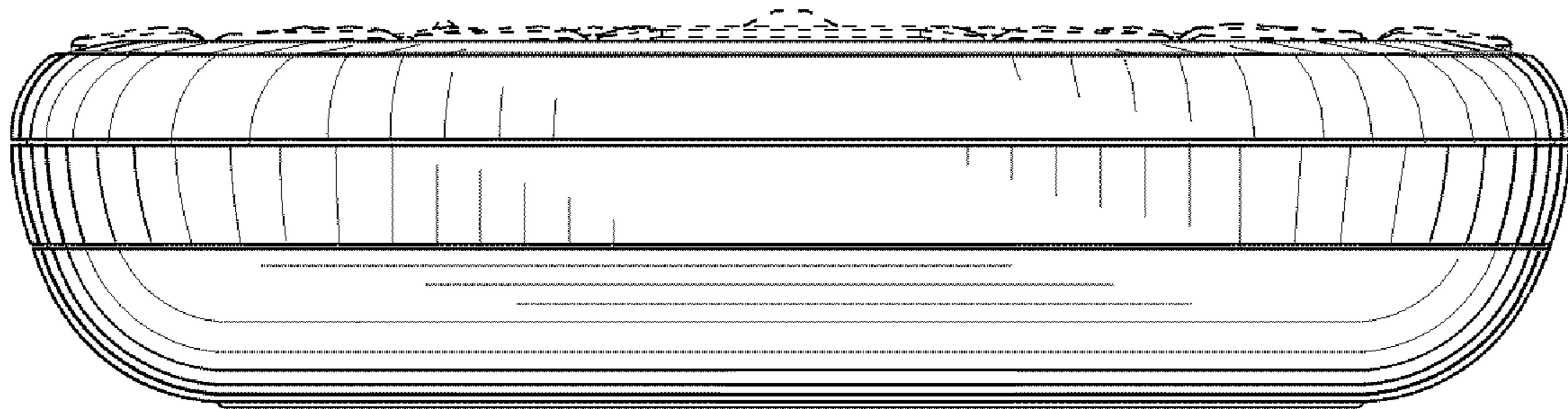


FIG. 8