



US00D603402S

(12) **United States Design Patent**
Ferrari et al.

(10) **Patent No.:** **US D603,402 S**
(45) **Date of Patent:** **** *Nov. 3, 2009**

(54) **HAND-HELD ELECTRONIC DEVICE**

(75) Inventors: **Marco Sixtus Ferrari**, Waterloo (CA);
Roman Rak, Waterloo (CA); **Todd Andrew Wood**, Guelph (CA)

(73) Assignee: **Research In Motion Limited**, Waterloo (CA)

(*) Notice: This patent is subject to a terminal disclaimer.

(**) Term: **14 Years**

(21) Appl. No.: **29/323,393**

(22) Filed: **Aug. 25, 2008**

(51) **LOC (9) Cl.** **14-02**

(52) **U.S. Cl.** **D14/346**

(58) **Field of Classification Search** D14/341,
D14/342, 343, 344, 345, 346, 347, 138, 138 R,
D14/138 AA, 138 AB, 138 AC, 138 AD,
D14/138 C, 138 G, 315, 316, 320, 331, 333,
D14/334, 335, 338, 339, 340, 387, 390, 391,
D14/392, 393, 394, 395, 396, 397, 398, 399,
D14/400, 401, 406, 420, 426, 427, 428, 429,
D14/432, 439, 440, 441, 453, 454, 455, 456,
D14/457, 496, 130, 137, 142, 150, 151; D14/203.1,
D14/203.3, 203.4, 203.5, 203.6, 203.7, 238.1,
D14/247, 248, 250, 902, 218, 125, 126;
D13/168, 171; D18/7; D21/324, 329, 330,
D21/331, 333; D10/65; 455/556.1, 556.2,
455/566, 575.1, 575.3, 575.4, 90.3; 341/22;
379/433.04, 433.06, 433.07, 433.11, 433.12,
379/433.13, 910, 915, 916; 348/14.02, 207.1,
348/552; 345/169, 168, 901

See application file for complete search history.

(56) **References Cited**

U.S. PATENT DOCUMENTS

D514,590 S * 2/2006 Naruki D14/203.3

D522,484 S * 6/2006 Griffin D14/138 AA
D529,024 S * 9/2006 Daw et al. D14/346
D537,082 S * 2/2007 Griffin D14/455
D541,272 S * 4/2007 Wang D14/356
D550,679 S * 9/2007 Griffin et al. D14/455
D558,834 S * 1/2008 Au Yeung D21/329
D559,223 S * 1/2008 Kim et al. D14/138 AA
D565,578 S * 4/2008 Hofer et al. D14/455
D567,254 S * 4/2008 Lee D14/496
D574,802 S * 8/2008 Eroma et al. D14/138 AA
D576,593 S * 9/2008 Chang et al. D14/138 AA
D582,407 S * 12/2008 Rak et al. D14/346

* cited by examiner

Primary Examiner—Cathron C Brooks

Assistant Examiner—Angela J Lee

(57) **CLAIM**

We claim the ornamental design for a hand-held electronic device, as shown and described.

DESCRIPTION

FIG. 1 is a front perspective view of a hand-held electronic device;

FIG. 2 is a back perspective view of a hand-held electronic device thereof;

FIG. 3 is a right elevation view of a hand-held electronic device thereof;

FIG. 4 is a left elevation view of a hand-held electronic device thereof;

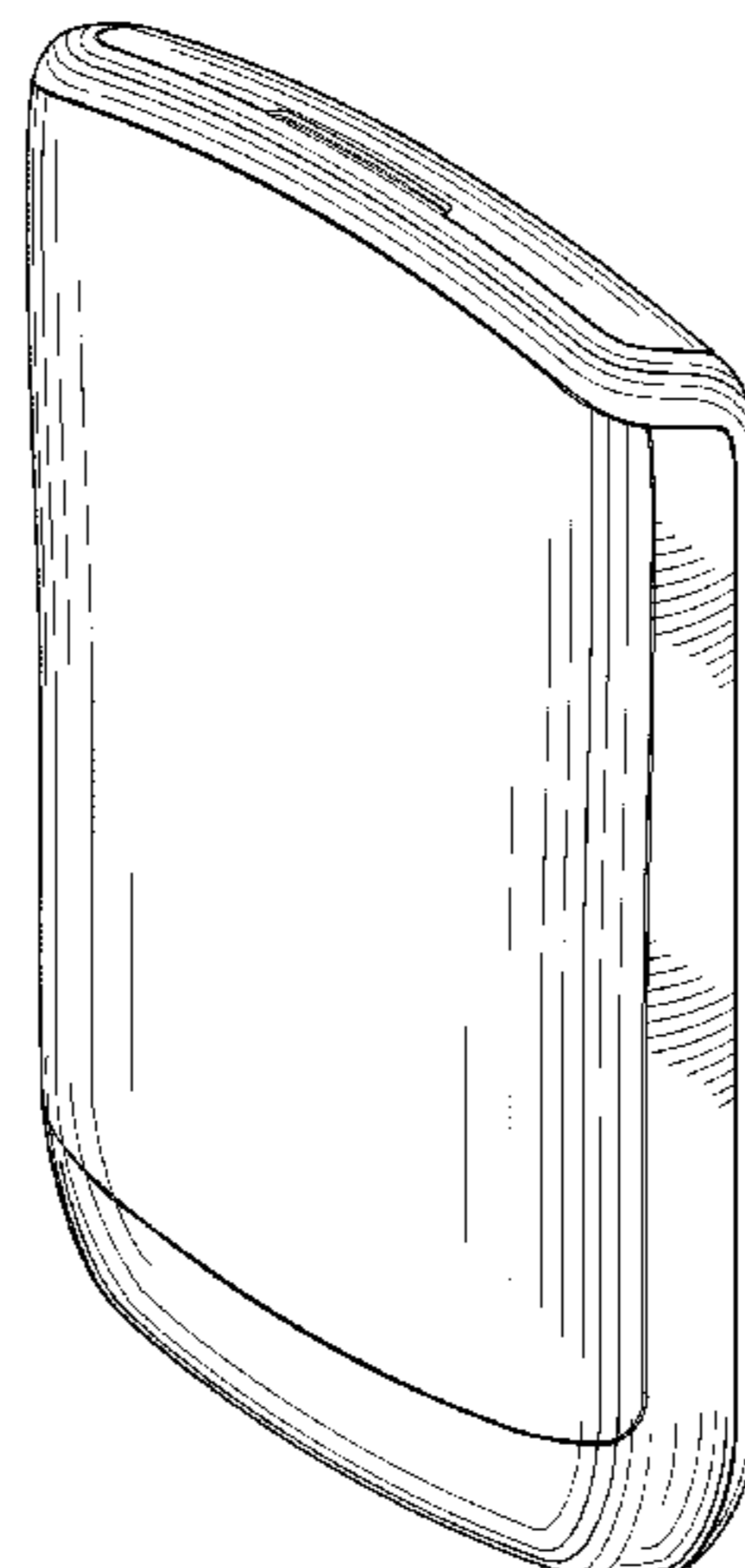

FIG. 5 is a front elevation view of a hand-held electronic device thereof;

FIG. 6 is a back elevation view of a hand-held electronic device thereof;

FIG. 7 is a top plan view of a hand-held electronic device thereof; and,

FIG. 8 is a bottom plan view of a hand-held electronic device thereof.

1 Claim, 6 Drawing Sheets



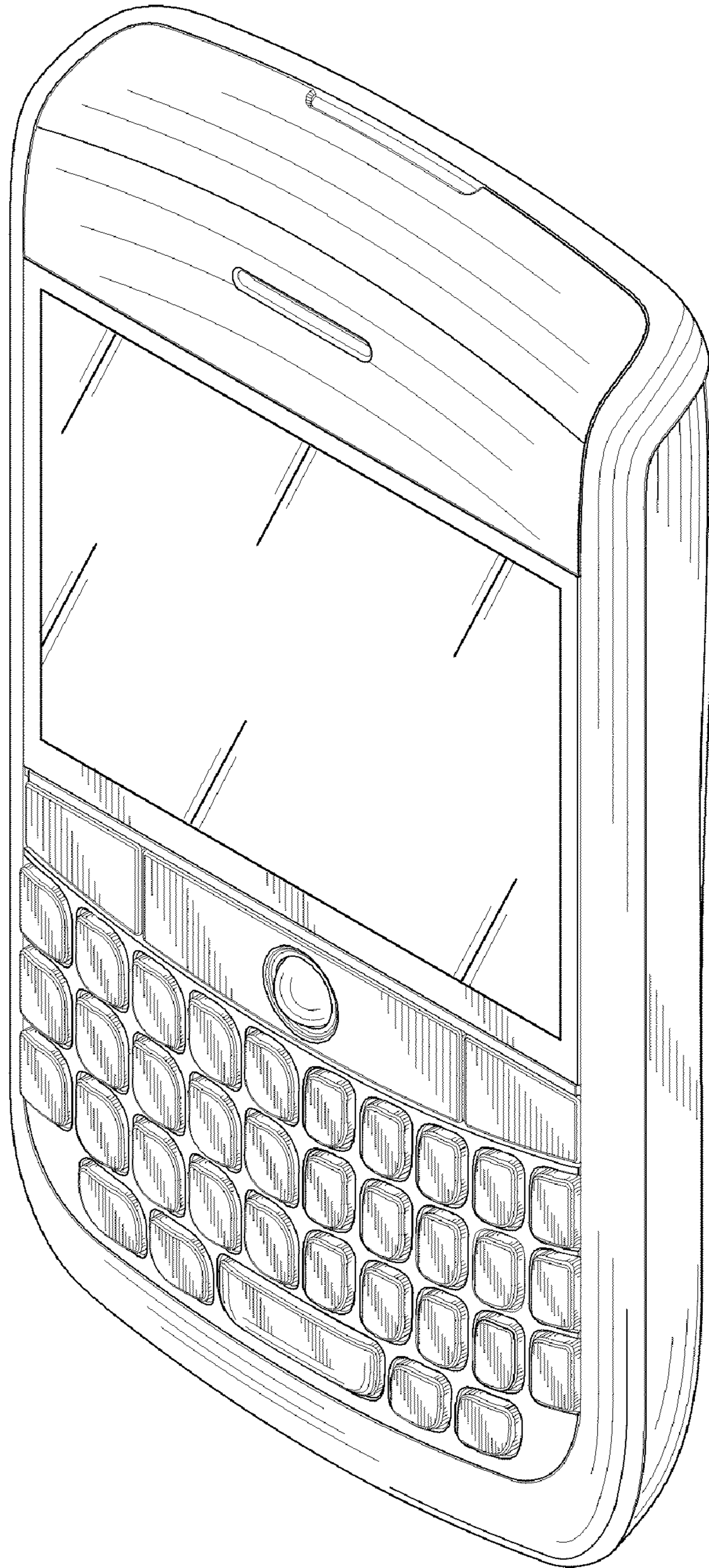


FIG.1




FIG.2




FIG.3




FIG.4

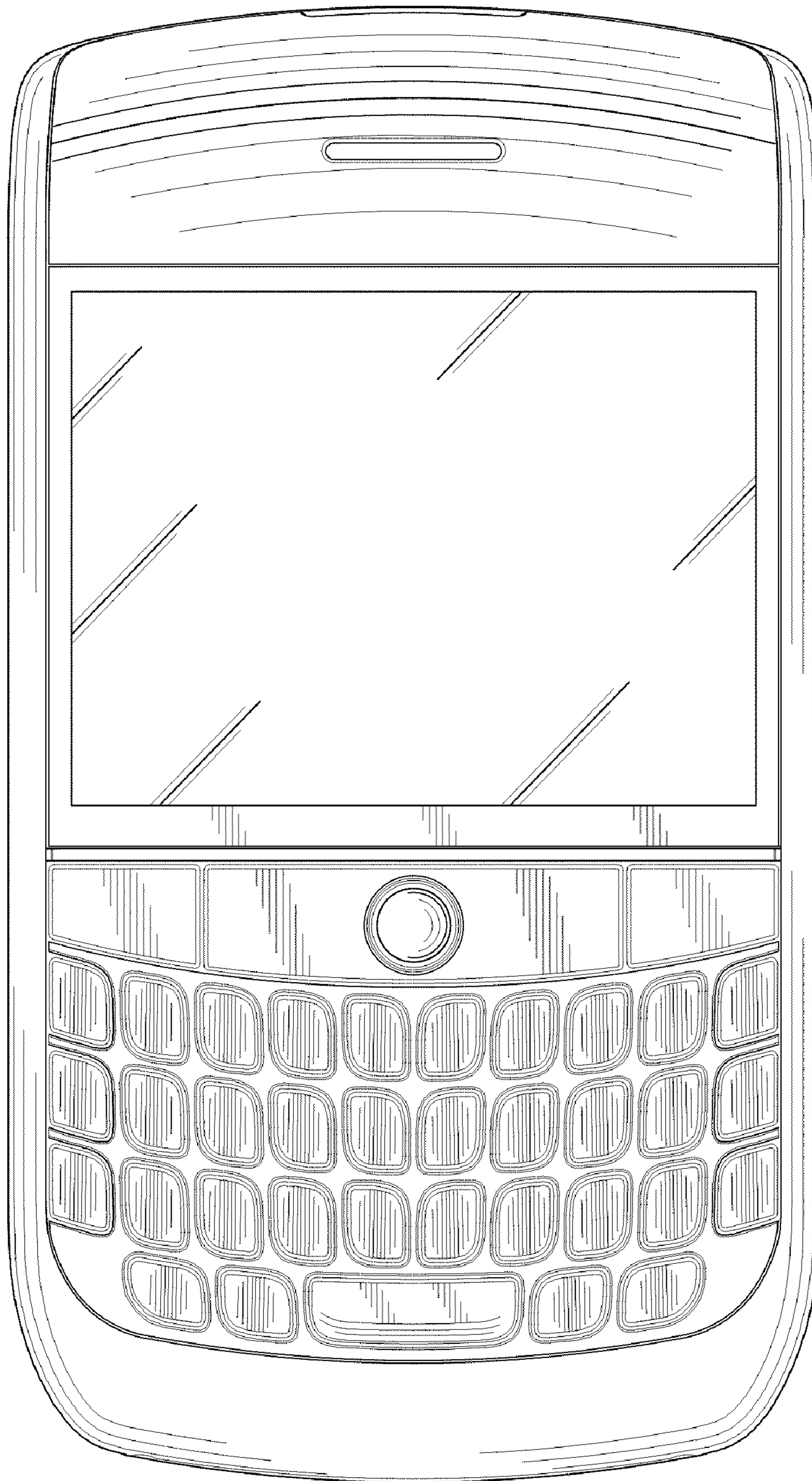


FIG. 5




FIG.6

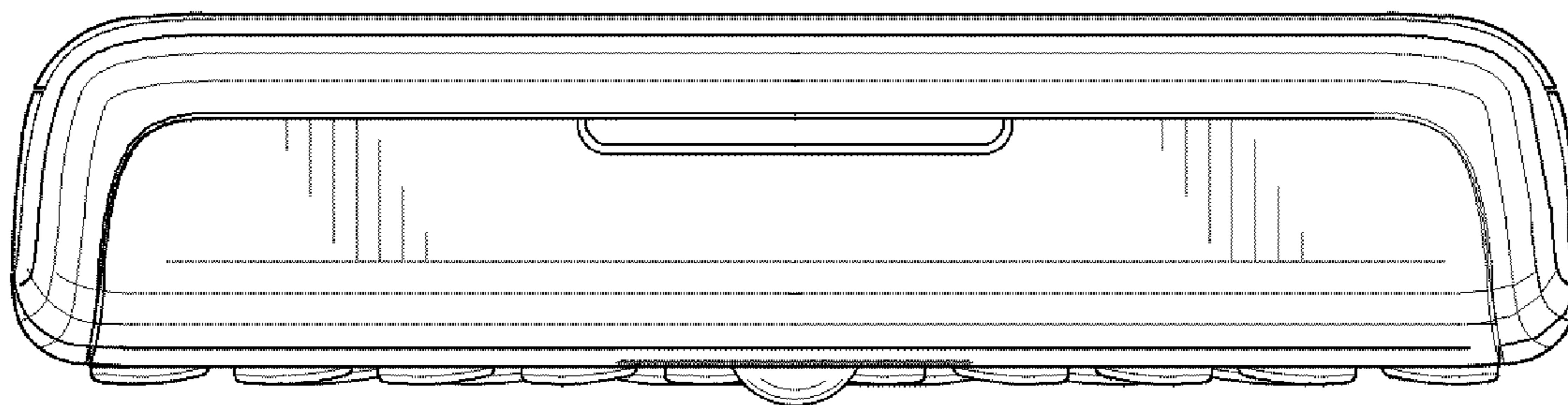


FIG. 7

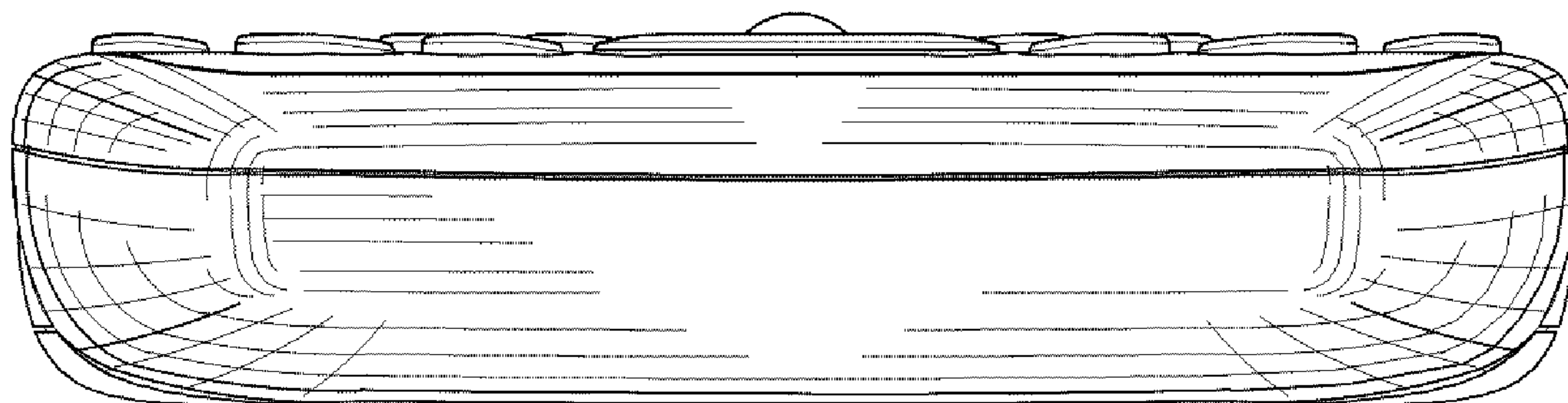


FIG. 8