



US00D603372S

(12) **United States Design Patent**
Bentley

(10) **Patent No.:** **US D603,372 S**

(45) **Date of Patent:** **** Nov. 3, 2009**

(54) **COMMUNICATIONS HEADSET**

(75) Inventor: **Matthew C. Bentley**, Scotts Valley, CA (US)

(73) Assignee: **Plantronics, Inc.**, Santa Cruz, CA (US)

(**) Term: **14 Years**

(21) Appl. No.: **29/330,841**

(22) Filed: **Jan. 14, 2009**

(51) **LOC (9) Cl.** **14-01**

(52) **U.S. Cl.** **D14/206**

(58) **Field of Classification Search** D14/205,
D14/206, 223, 188, 192; 181/129, 130; 379/430;
381/330, 381; D24/174

See application file for complete search history.

(56) **References Cited**

U.S. PATENT DOCUMENTS

D179,150	S	*	11/1956	Norris	D14/192
3,209,080	A	*	9/1965	Guttner et al.	381/330
4,727,582	A	*	2/1988	de Vries et al.	381/330
D354,568	S	*	1/1995	Araki et al.	D24/174
D385,036	S	*	10/1997	Nielsen	D24/174
5,975,235	A	*	11/1999	Schlaegel et al.	181/129
6,101,260	A	*	8/2000	Jensen et al.	381/381
D445,415	S	*	7/2001	Jaakkola	D14/223
D447,743	S	*	9/2001	Ma	D14/223
D457,635	S	*	5/2002	Dittli et al.	D24/174
D469,081	S	*	1/2003	Perszyk et al.	D14/205
D469,422	S	*	1/2003	Nguyen et al.	D14/205
D470,121	S	*	2/2003	Nguyen et al.	D14/205
D490,398	S	*	5/2004	Gwee	D14/205
6,748,094	B1	*	6/2004	Tziviskos et al.	381/330
D498,227	S	*	11/2004	Dyer et al.	D14/205

D504,673	S	*	5/2005	Dyer et al.	D14/205
D510,082	S	*	9/2005	Olson et al.	D14/206
D511,156	S	*	11/2005	Eroma et al.	D14/223
D512,984	S	*	12/2005	Ham	D14/205
D518,473	S	*	4/2006	Gwee	D14/205
D521,492	S	*	5/2006	Ham	D14/205
D539,266	S	*	3/2007	Bentley et al.	D14/205
D541,787	S	*	5/2007	Ma	D14/205
D557,255	S	*	12/2007	Shintani	D14/206
D571,784	S	*	6/2008	Jensen et al.	D14/205
D572,234	S	*	7/2008	Reda et al.	D14/205
D584,719	S	*	1/2009	Brennwald	D14/223
D586,329	S	*	2/2009	Birger	D14/205

* cited by examiner

Primary Examiner—Paula Greene

(74) *Attorney, Agent, or Firm*—Michael D. Rodriguez

(57) **CLAIM**

The ornamental design for a communications headset, as shown and described.

DESCRIPTION

FIG. 1 is front-top-right perspective view of a communications headset showing our new design;

FIG. 2 is a back view thereof;

FIG. 3 is a left side view thereof;

FIG. 4 is a top view thereof;

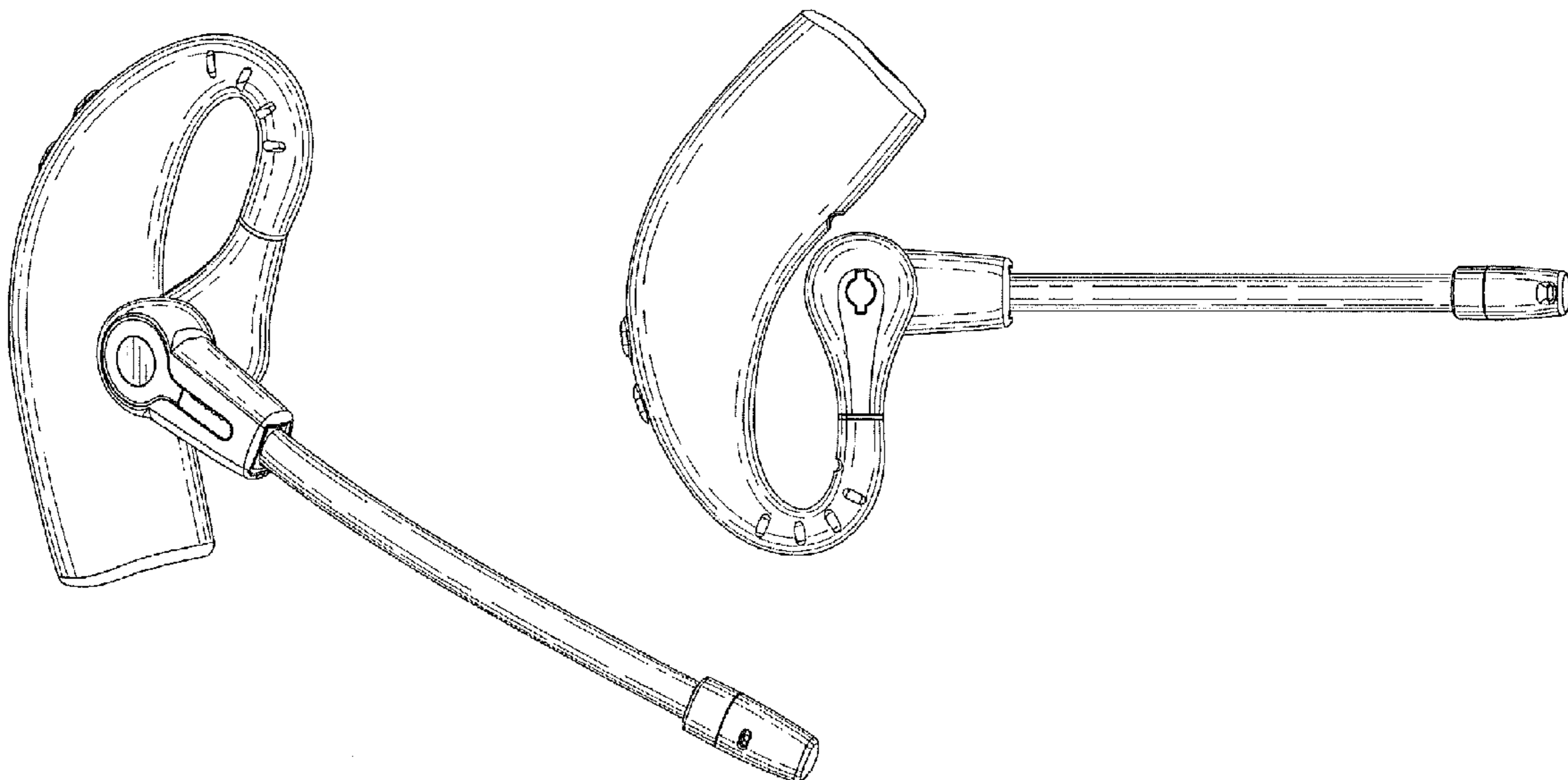
FIG. 5 is a bottom view thereof;

FIG. 6 is a right side view thereof; and,

FIG. 7 is a front view thereof.

The broken line showing of the unclaimed environment forms no part of the claimed design.

1 Claim, 3 Drawing Sheets






FIG. 1

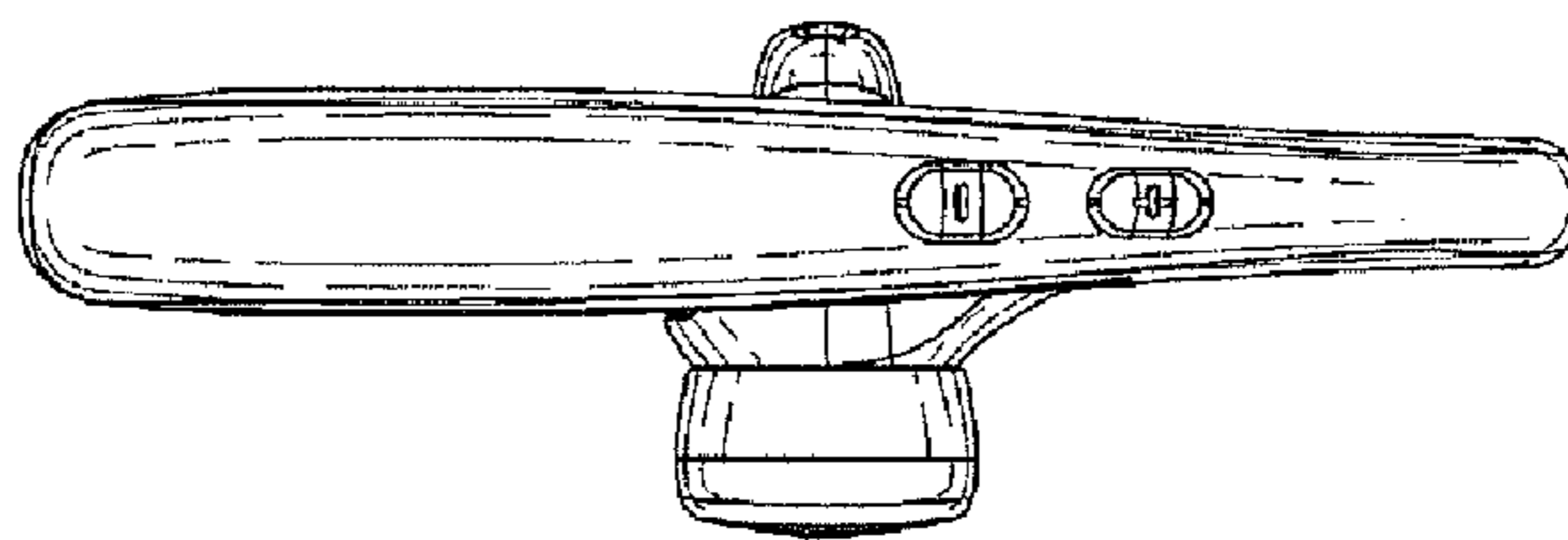


FIG. 2

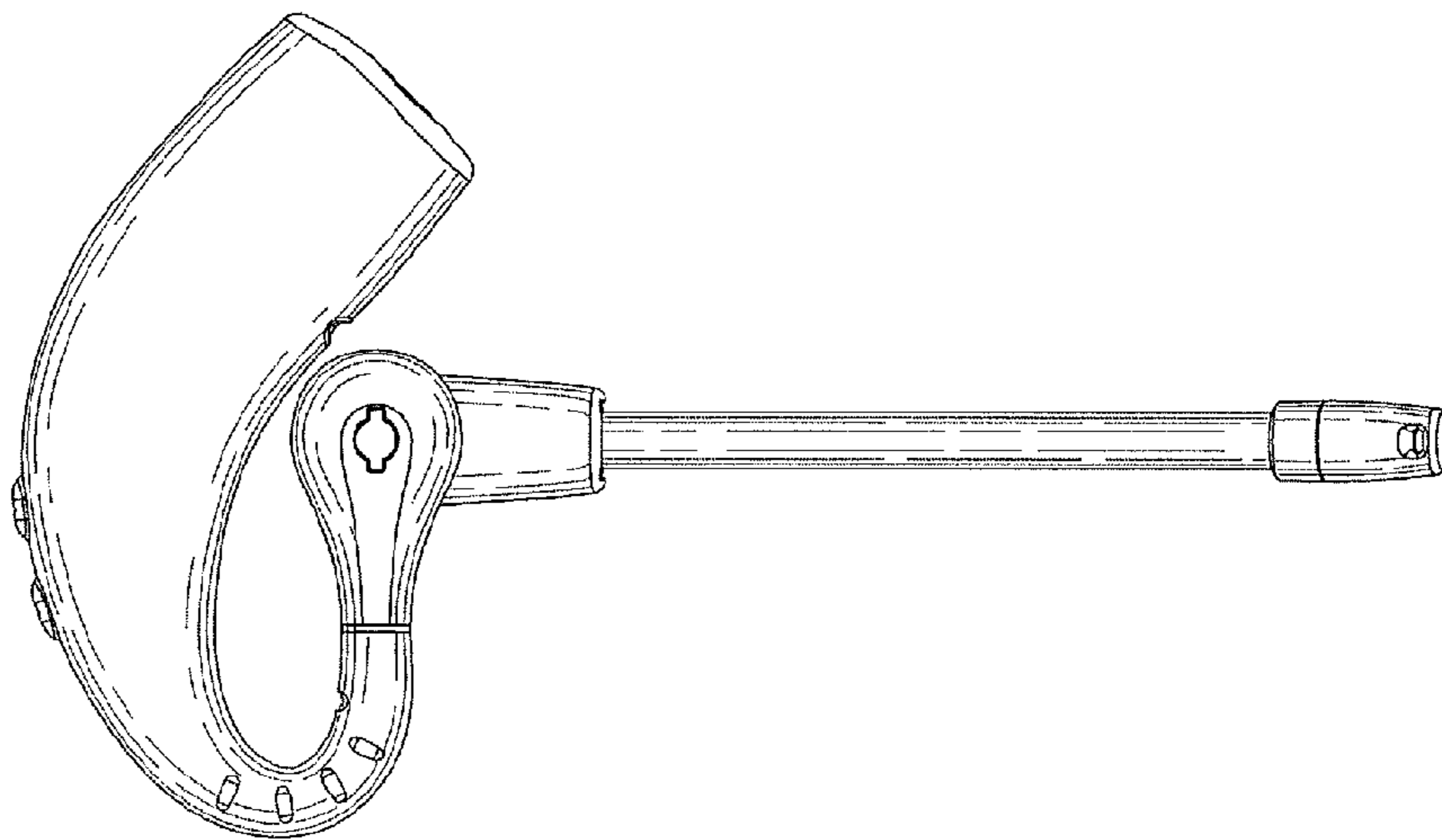


FIG. 3

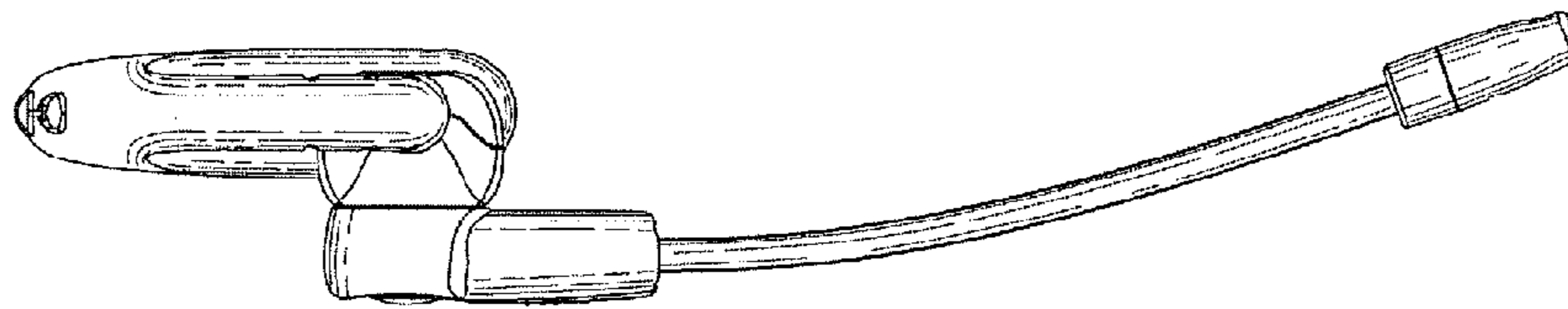


FIG. 4

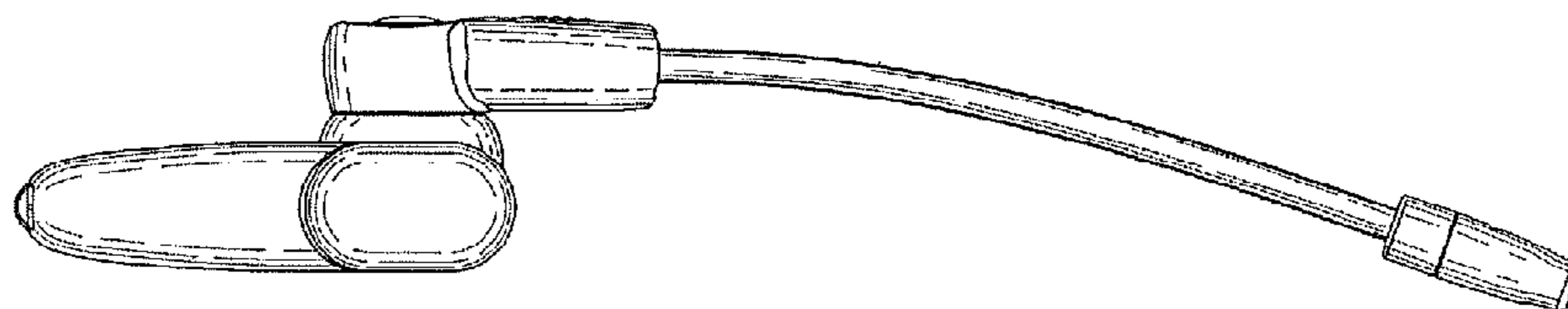


FIG. 5

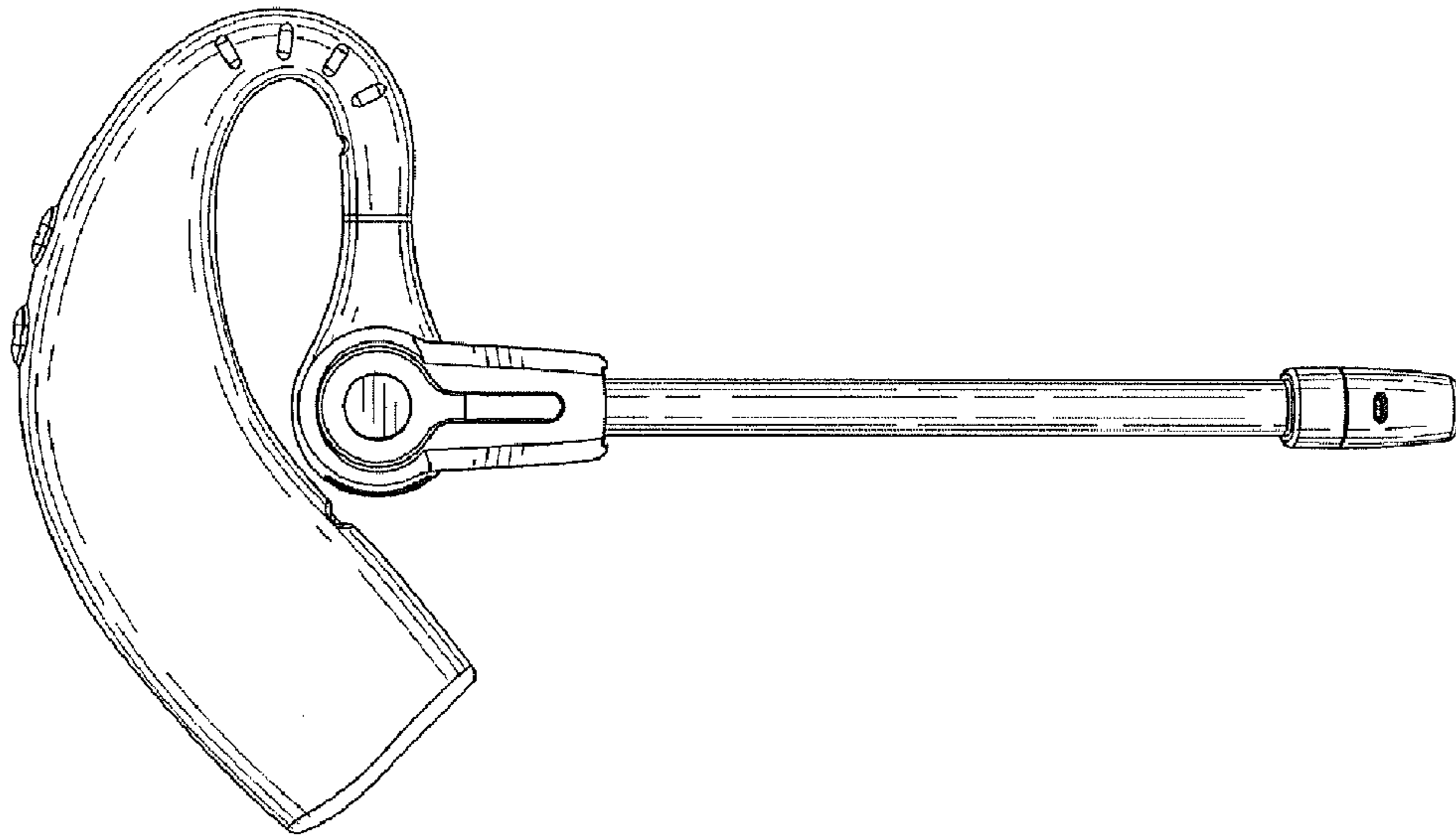


FIG. 6

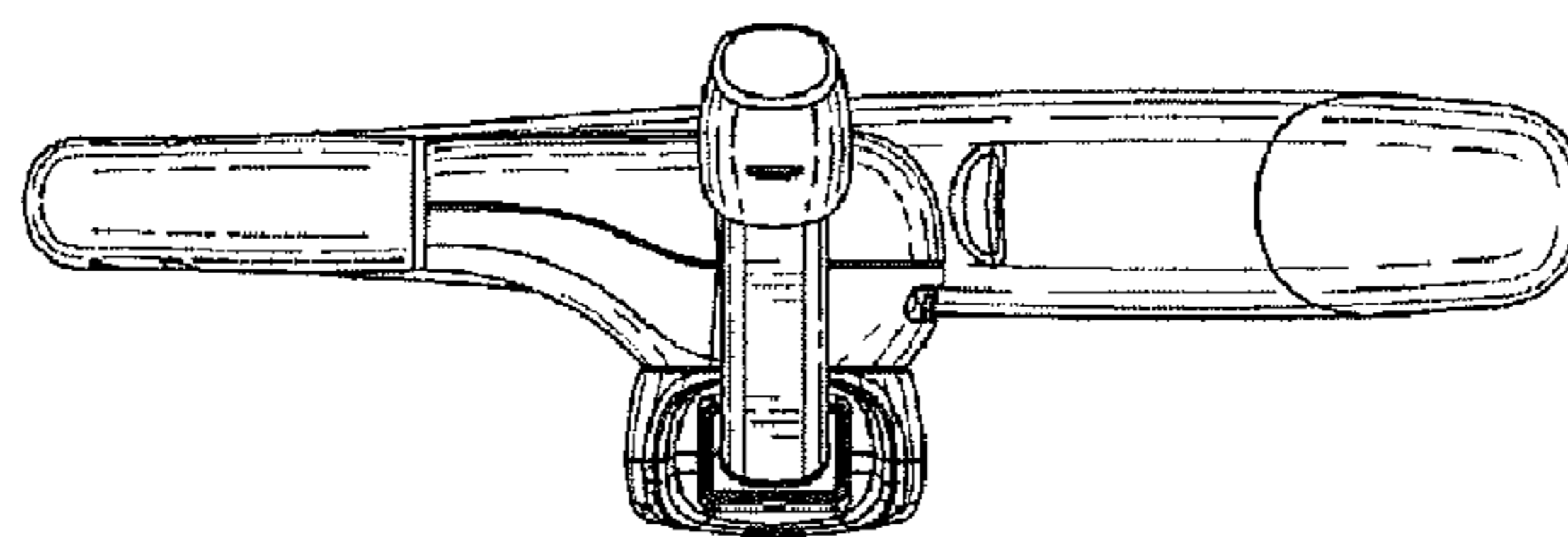


FIG. 7