



US00D603366S

(12) **United States Design Patent**  
**Nakajima**

(10) **Patent No.:** **US D603,366 S**

(45) **Date of Patent:** **\*\* \*Nov. 3, 2009**

(54) **TELEPHONE BASE UNIT**

(75) Inventor: **Akira Nakajima**, Osaka (JP)

(73) Assignee: **Panasonic Corporation**, Osaka (JP)

(\*) Notice: This patent is subject to a terminal disclaimer.

(\*\*) Term: **14 Years**

(21) Appl. No.: **29/331,725**

(22) Filed: **Jan. 30, 2009**

(51) **LOC (9) Cl.** ..... **14-03**

(52) **U.S. Cl.** ..... **D14/149**

(58) **Field of Classification Search** ..... D14/125-130,  
D14/140-142, 144, 146-151, 158-159, 171,  
D14/188, 225-226, 240, 243, 250-253, 329-330,  
D14/357, 434, 471, 496; 379/88.17, 90.01,  
379/93.17, 387.01, 388.02, 419-420.04,  
379/420.02, 428.01-428.04, 434-436, 440,  
379/446-447, 454-455; 381/16, 71.1; D13/107-108;  
191/12.2 R; 320/108, 110, 113-115; 455/411,  
455/550.1, 90.3; 348/14.01-14.06  
See application file for complete search history.

(56) **References Cited**

**U.S. PATENT DOCUMENTS**

D259,421 S	6/1981	Janda	
D278,434 S	4/1985	Nestell	
D289,520 S	4/1987	Pushelberg	
D296,437 S	6/1988	Martinez	
D298,119 S	* 10/1988	Richards et al.	..... D13/108
D298,940 S	12/1988	Lau	
D301,456 S	* 6/1989	Siddoway	..... D13/107
D307,277 S	4/1990	Desbarats	
D328,277 S	* 7/1992	Leman et al.	..... D13/108
D345,728 S	* 4/1994	Tyneski et al.	..... D13/108
D349,899 S	8/1994	Siddoway et al.	
D350,541 S	9/1994	Chung et al.	
D352,032 S	11/1994	Cowan	
D358,813 S	5/1995	Hellier et al.	
D359,284 S	6/1995	Hung	

D360,398 S	7/1995	Nagele et al.	
D363,286 S	10/1995	Solomita	
D367,651 S	3/1996	Hellier et al.	
D369,803 S	5/1996	Ka Hung	
D381,656 S	* 7/1997	Biskup et al.	..... D14/149
D382,557 S	8/1997	Solomita et al.	
D384,663 S	10/1997	Solomita et al.	
D385,558 S	10/1997	Liu	
D388,433 S	12/1997	Lepack	
D395,046 S	6/1998	Liu	
D401,235 S	11/1998	Fuke et al.	
D401,579 S	11/1998	Benjamin et al.	

(Continued)

**FOREIGN PATENT DOCUMENTS**

WO DM/050606 4/2000

*Primary Examiner*—Ian Simmons  
*Assistant Examiner*—Carla Jobe Wright  
(74) *Attorney, Agent, or Firm*—Brinks Hofer Gilson & Lione

(57) **CLAIM**

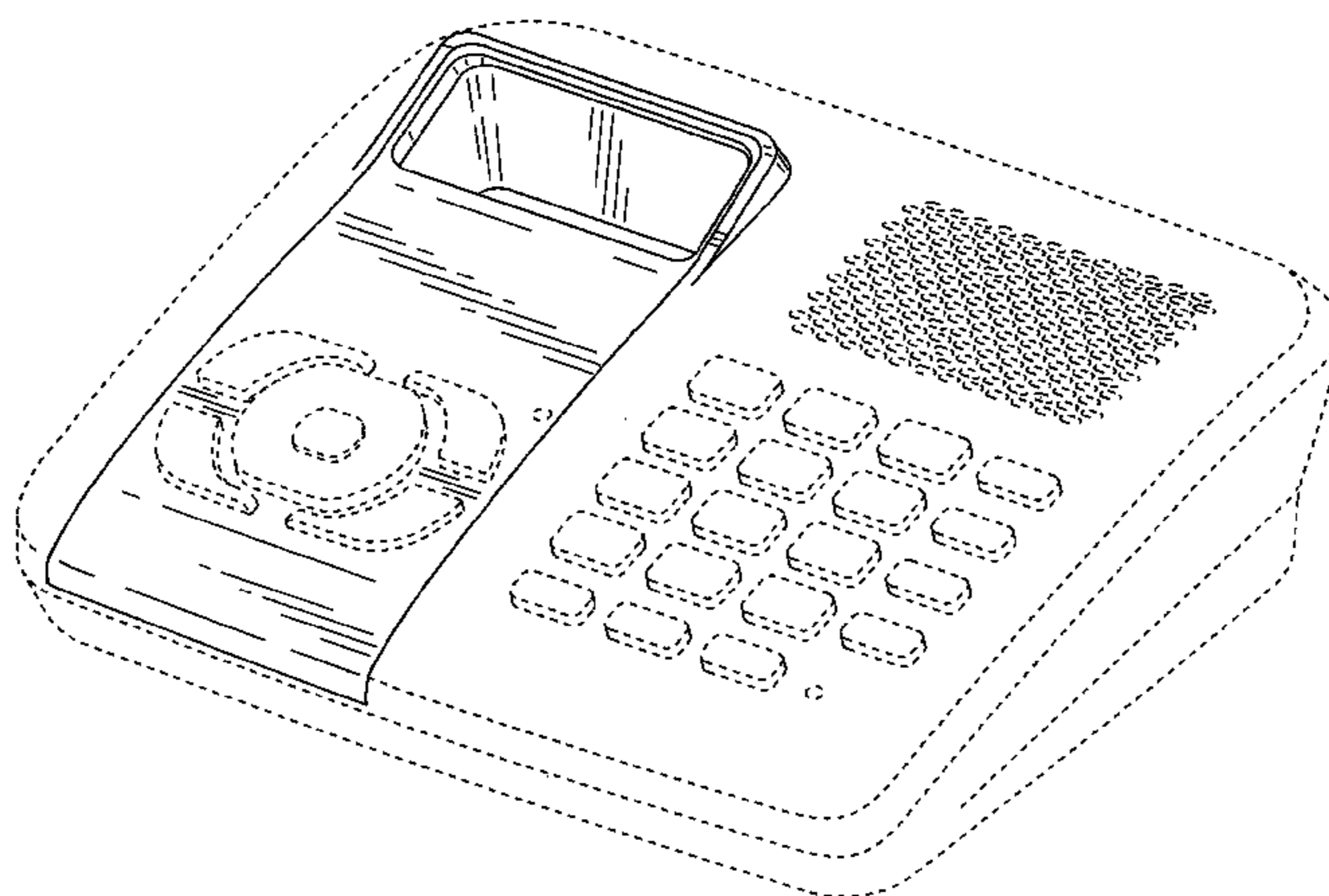
I claim the ornamental design for a telephone base unit, as shown and described.

**DESCRIPTION**

FIG. 1 is a top perspective view of a telephone base unit of the present invention;  
FIG. 2 is a front view thereof;  
FIG. 3 is a rear view thereof;  
FIG. 4 is a first side view thereof;  
FIG. 5 is a second side view thereof;  
FIG. 6 is a top view thereof; and,  
FIG. 7 is a bottom view thereof.

The broken line showing of telephone base unit is included for the purpose of illustrating environment and forms no part of the claimed design.

**1 Claim, 7 Drawing Sheets**



# US D603,366 S

Page 2

---

## U.S. PATENT DOCUMENTS

D415,490 S	10/1999	Chan		D511,510 S	11/2005	Beasley et al.	
6,014,011 A *	1/2000	DeFelice et al. ....	320/114	D512,703 S	12/2005	Ookawa	
D445,399 S *	7/2001	Kolinen .....	D13/107	D514,544 S	2/2006	Beasley et al.	
D456,795 S	5/2002	Hughes et al.		D524,283 S	7/2006	Beasley et al.	
D457,868 S	5/2002	Shintani		D524,284 S	7/2006	Beasley et al.	
D471,187 S	3/2003	Song		D525,233 S	7/2006	Franck et al.	
D472,538 S	4/2003	Chan		D530,302 S	10/2006	Franck et al.	
D477,823 S *	7/2003	Lavello, Sr. ....	D14/253	D532,005 S *	11/2006	Leith .....	D14/253
D489,323 S *	5/2004	Yoshida .....	D13/108	D561,731 S	2/2008	Beasley et al.	
D495,312 S	8/2004	Fitzgerald		D562,797 S	2/2008	Beasley et al.	
D499,077 S	11/2004	Kudou et al.		D582,887 S *	12/2008	Poandl .....	D14/172

\* cited by examiner

FIG.1

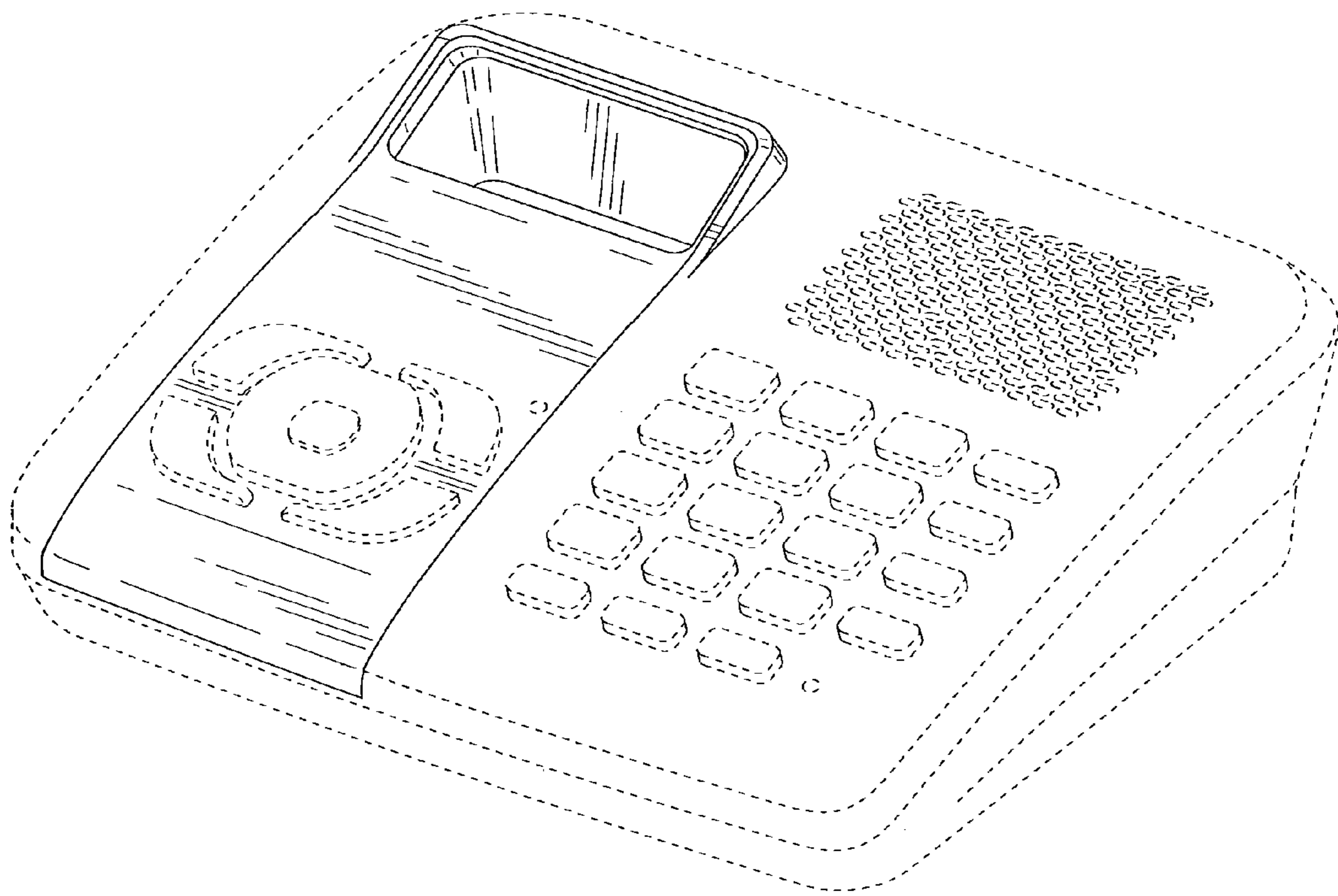


FIG.2

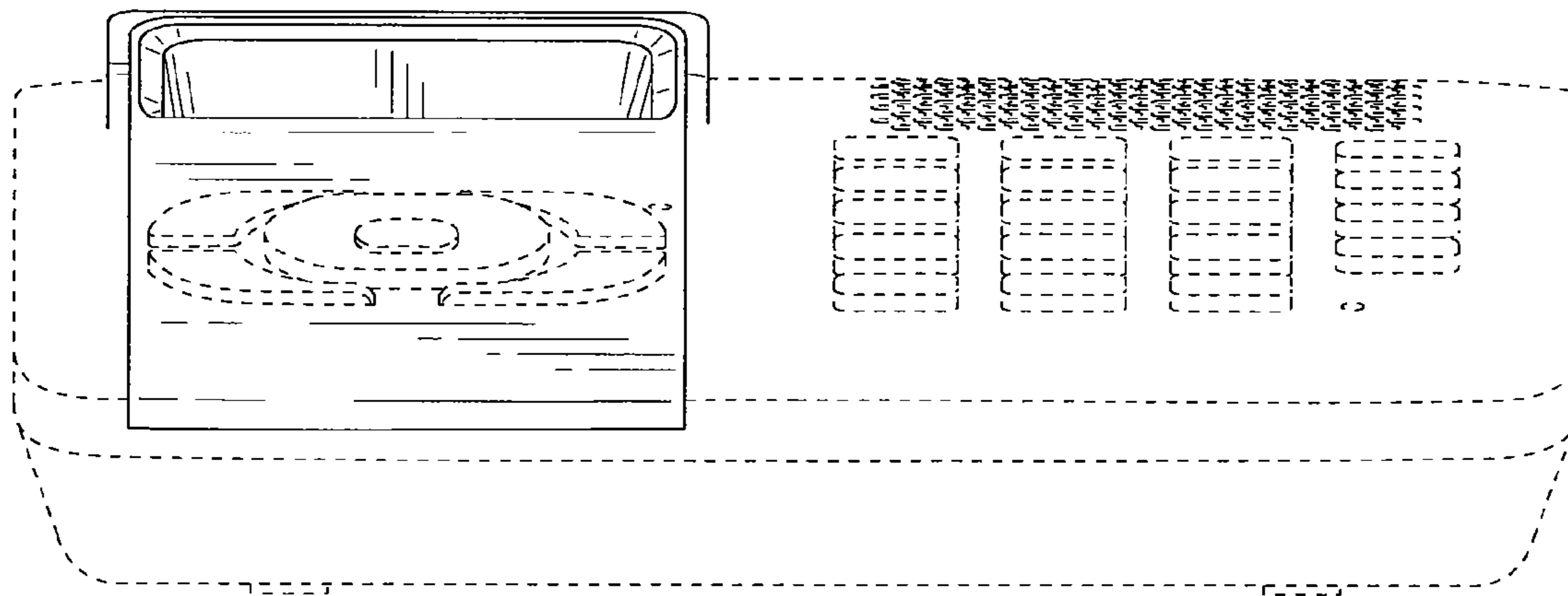


FIG.3

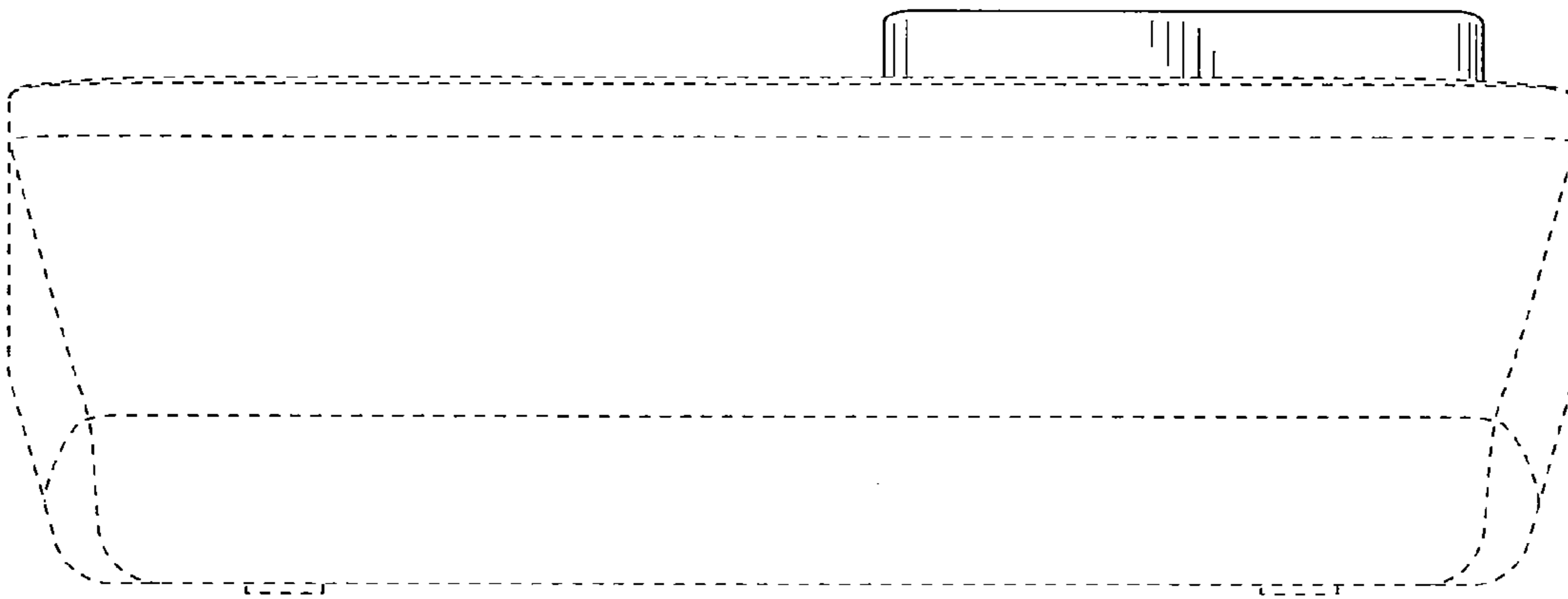


FIG.4

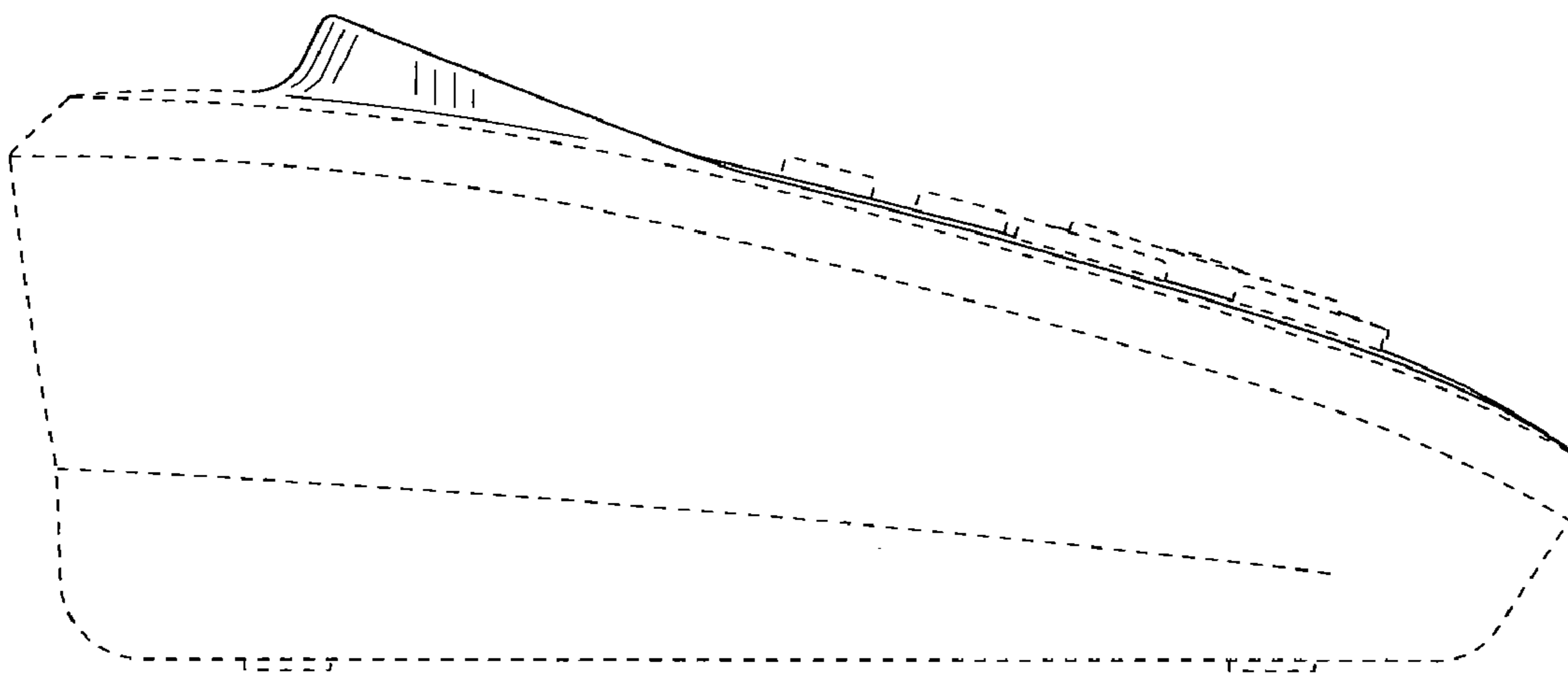


FIG.5

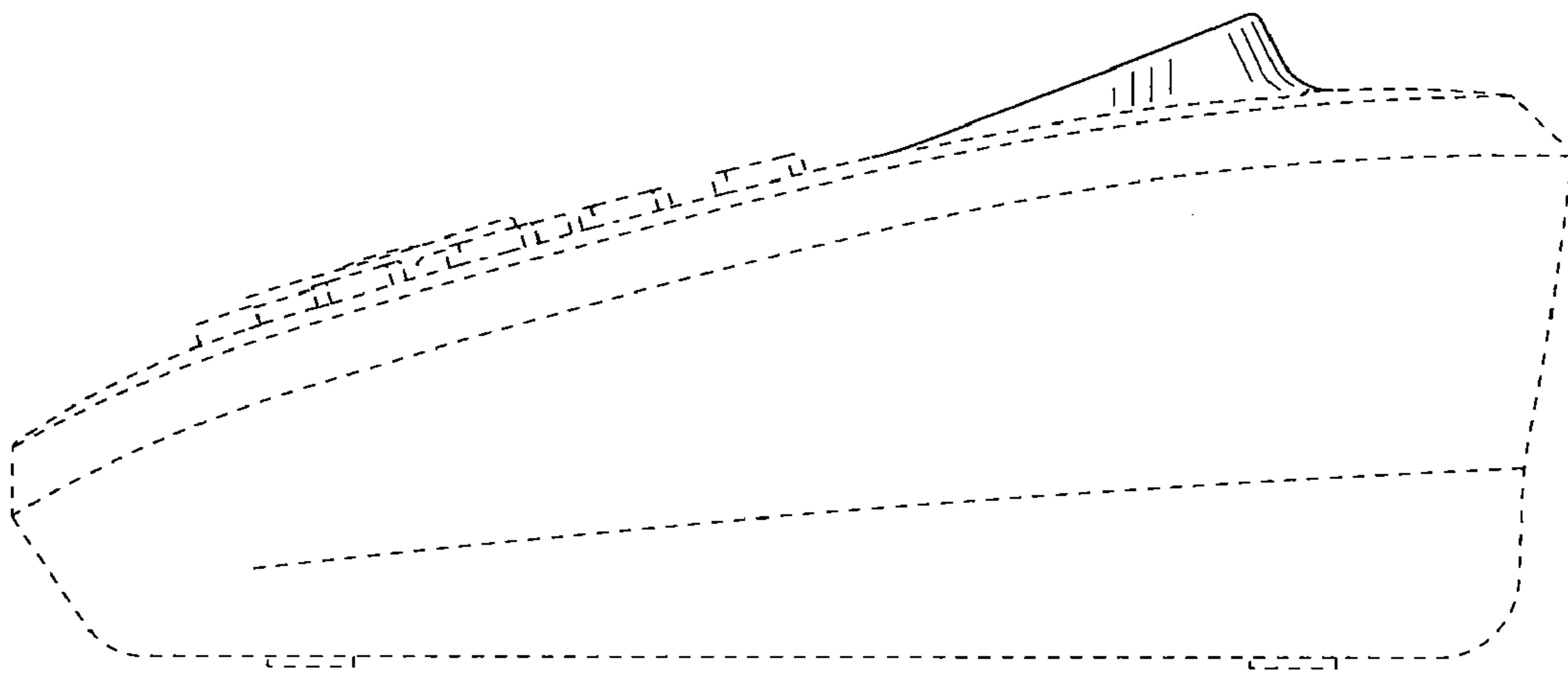


FIG.6

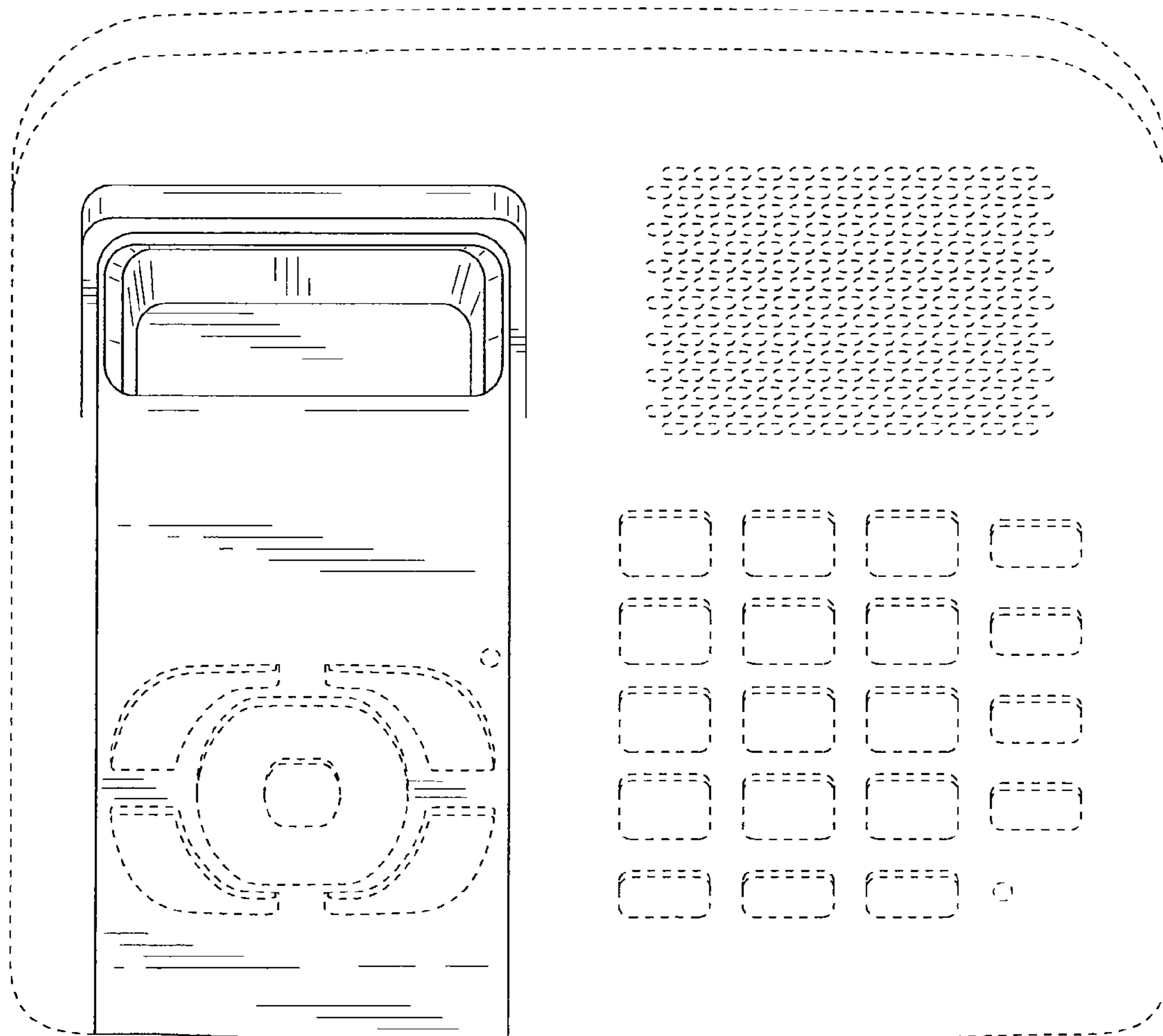




FIG.7

