



US00D603351S

(12) **United States Design Patent**  
**Badarello**

(10) **Patent No.:** **US D603,351 S**  
(45) **Date of Patent:** **\*\* Nov. 3, 2009**

(54) **REMOTE**

(75) Inventor: **Christophe Badarello**, Walls, MS (US)

(73) Assignee: **Hunter Fan Company**, Memphis, TN (US)

(\*\*) Term: **14 Years**

(21) Appl. No.: **29/331,976**

(22) Filed: **Feb. 6, 2009**

(51) **LOC (9) Cl.** ..... **14-03**

(52) **U.S. Cl.** ..... **D13/168**

(58) **Field of Classification Search** ..... D13/168;  
D10/104, 106; D14/218, 247; 340/825.22,  
340/825.24, 825.25, 825.31, 825.36, 825.69,  
340/825.72; 341/76; 455/352

See application file for complete search history.

(56) **References Cited**

**U.S. PATENT DOCUMENTS**

5,189,412 A	2/1993	Mehta et al. ....	340/825.22
D346,152 S	4/1994	Zaugg .....	D13/168
5,340,277 A	8/1994	Whitaker .....	416/5
D352,930 S	11/1994	Tsuji .....	D13/168
D352,931 S	11/1994	Tsuji .....	D13/168
D375,748 S	11/1996	Hartman .....	D14/218
D380,473 S	7/1997	Otani .....	D14/218
D381,417 S	7/1997	Simmons et al. ....	D24/112
5,689,261 A	11/1997	Mehta et al. ....	341/173
D391,229 S	2/1998	Thomas .....	D13/168
D391,230 S	2/1998	Thomas .....	D13/168
5,737,028 A	4/1998	Bertram et al. ....	348/563
D404,717 S	1/1999	Duchon et al. ....	D13/168
D406,568 S	3/1999	Harmuth et al. ....	D13/168
D413,580 S	9/1999	Zuege .....	D13/168
D415,735 S	10/1999	Zuege .....	D13/168
D420,006 S	2/2000	Tonino .....	D14/218
6,069,614 A	5/2000	Singhal .....	345/158
D435,834 S *	1/2001	Picozza et al. ....	D13/168

6,275,991 B1	8/2001	Erlin .....	725/141
D462,069 S	8/2002	Gatto .....	D14/218
D478,052 S	8/2003	Thomas, Jr. ....	D13/168
D493,150 S	7/2004	Murtaugh et al. ....	D13/168
6,771,182 B1	8/2004	Loh et al. ....	340/825.72
D500,494 S *	1/2005	Borsboom .....	D14/218
D502,929 S	3/2005	Copeland et al. ....	D13/168
D509,480 S *	9/2005	Li .....	D13/168
D511,750 S	11/2005	Badarello .....	D13/168
D512,027 S	11/2005	Sarasjoki et al. ....	D13/168
D513,233 S	12/2005	Stauffer .....	D13/168
D524,254 S	7/2006	van Himbeeck .....	D13/168
D526,967 S *	8/2006	Hoehn et al. ....	D13/168
7,218,249 B2	5/2007	Chadha .....	341/23
D546,818 S *	7/2007	Gautier .....	D14/218
D563,907 S	3/2008	Badarello .....	D13/168

**OTHER PUBLICATIONS**

Casablanca Fan Company 2002 Product Catalog p. 14 and 15.  
Hunter Fan Company 2003 Product Catalog p. 64.

\* cited by examiner

*Primary Examiner*—Selina Sikder

(74) *Attorney, Agent, or Firm*—Baker Donelson

(57) **CLAIM**

The ornamental design for a remote, as shown and described.

**DESCRIPTION**

FIG. 1 is a perspective view of a remote showing my new design.

FIG. 2 is a top view thereof.

FIG. 3 is a bottom view thereof.

FIG. 4 is a rights side view thereof, the left side view being a mirror image thereof.

FIG. 5 is a rear view thereof; and,

FIG. 6 is a front view thereof.

**1 Claim, 2 Drawing Sheets**

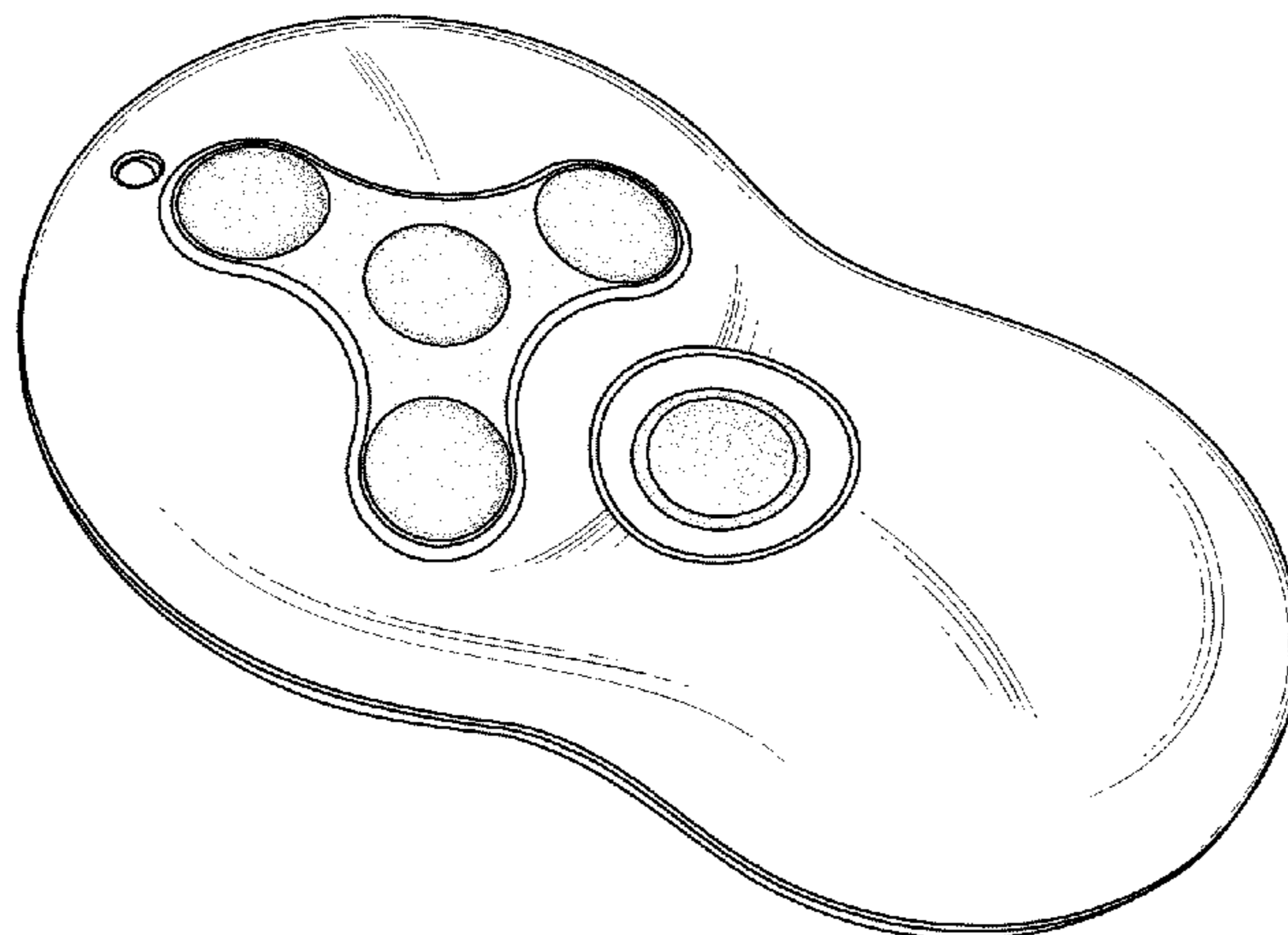


Fig. 1

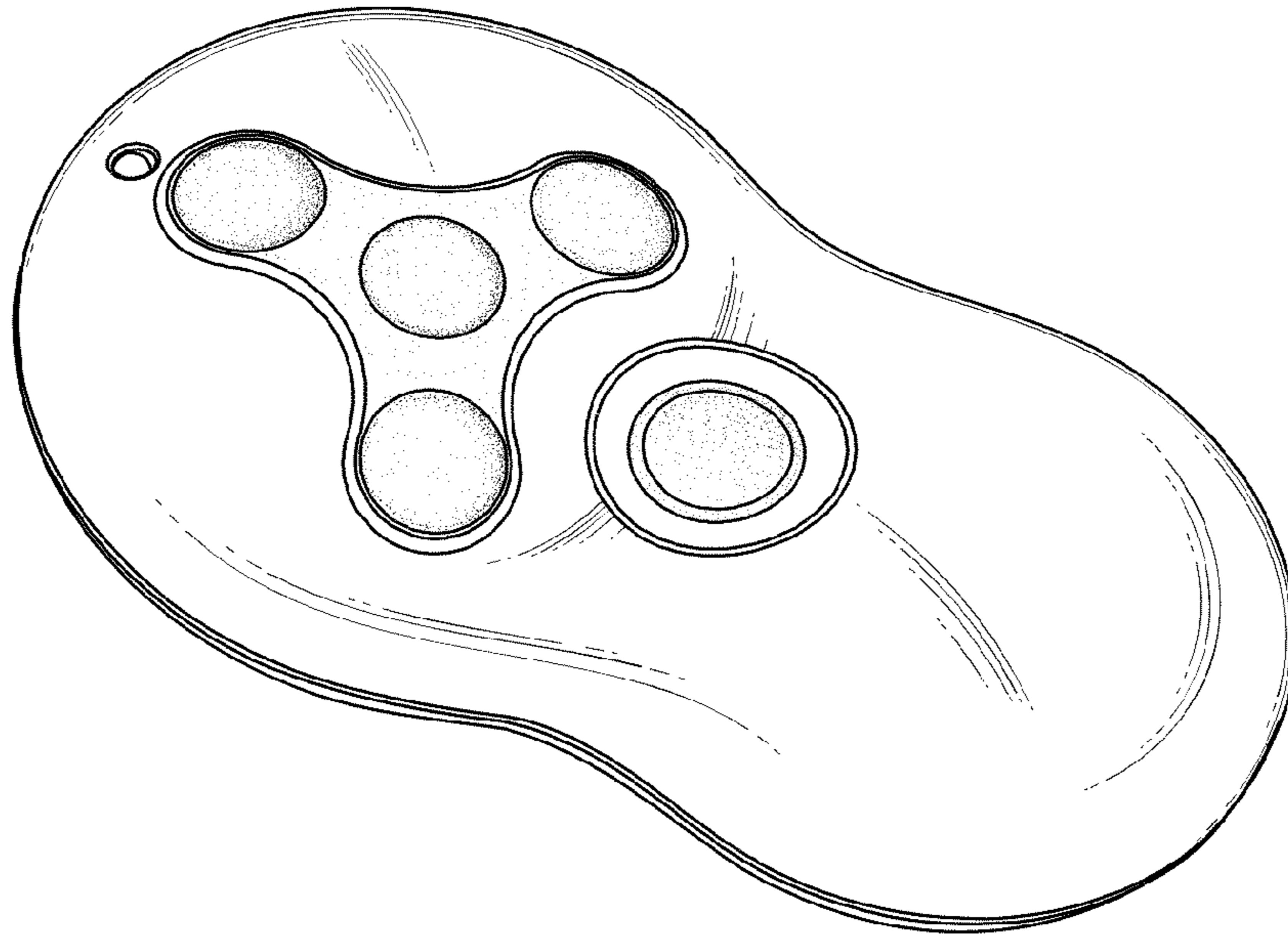


Fig. 2

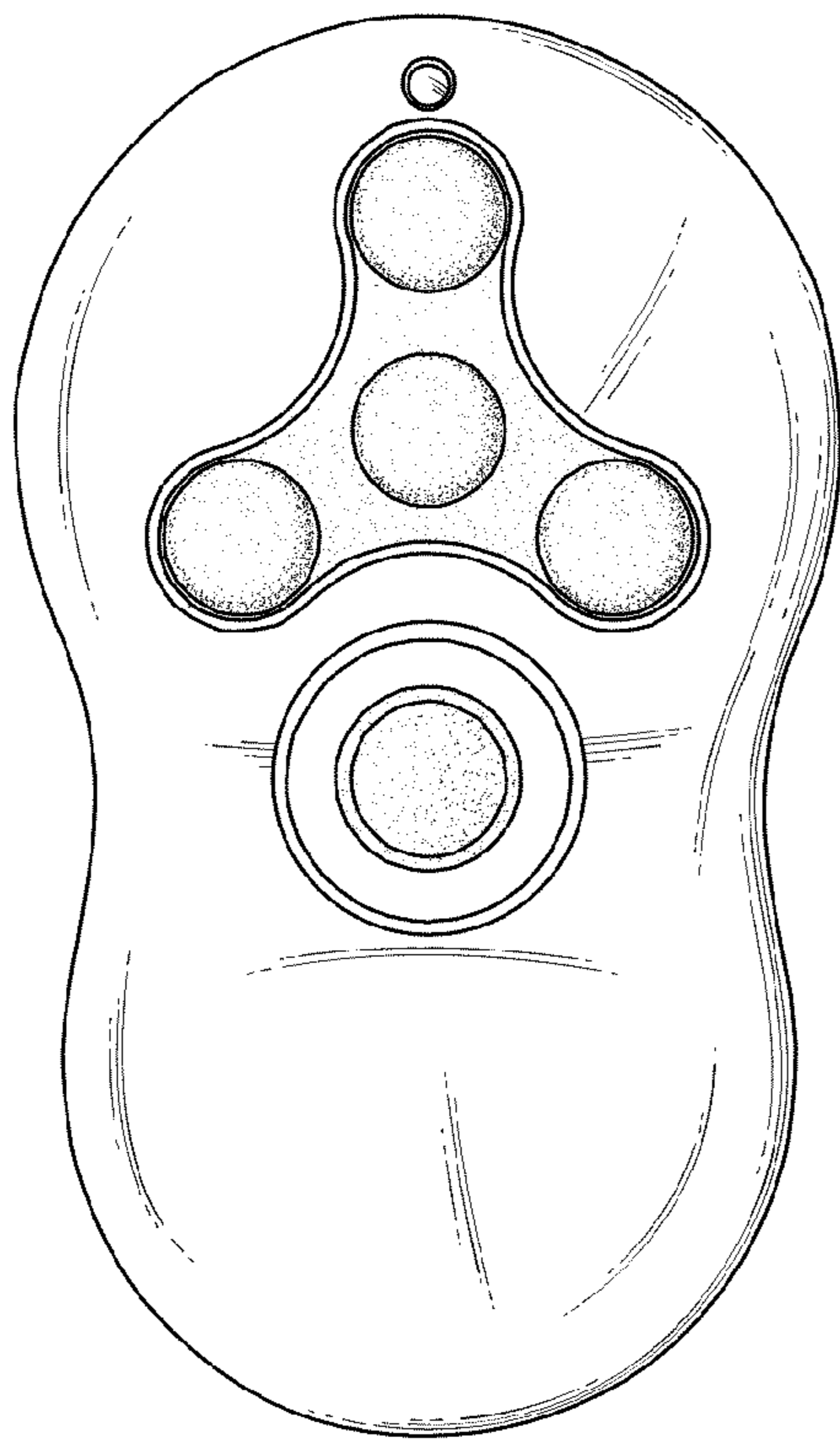


Fig. 3

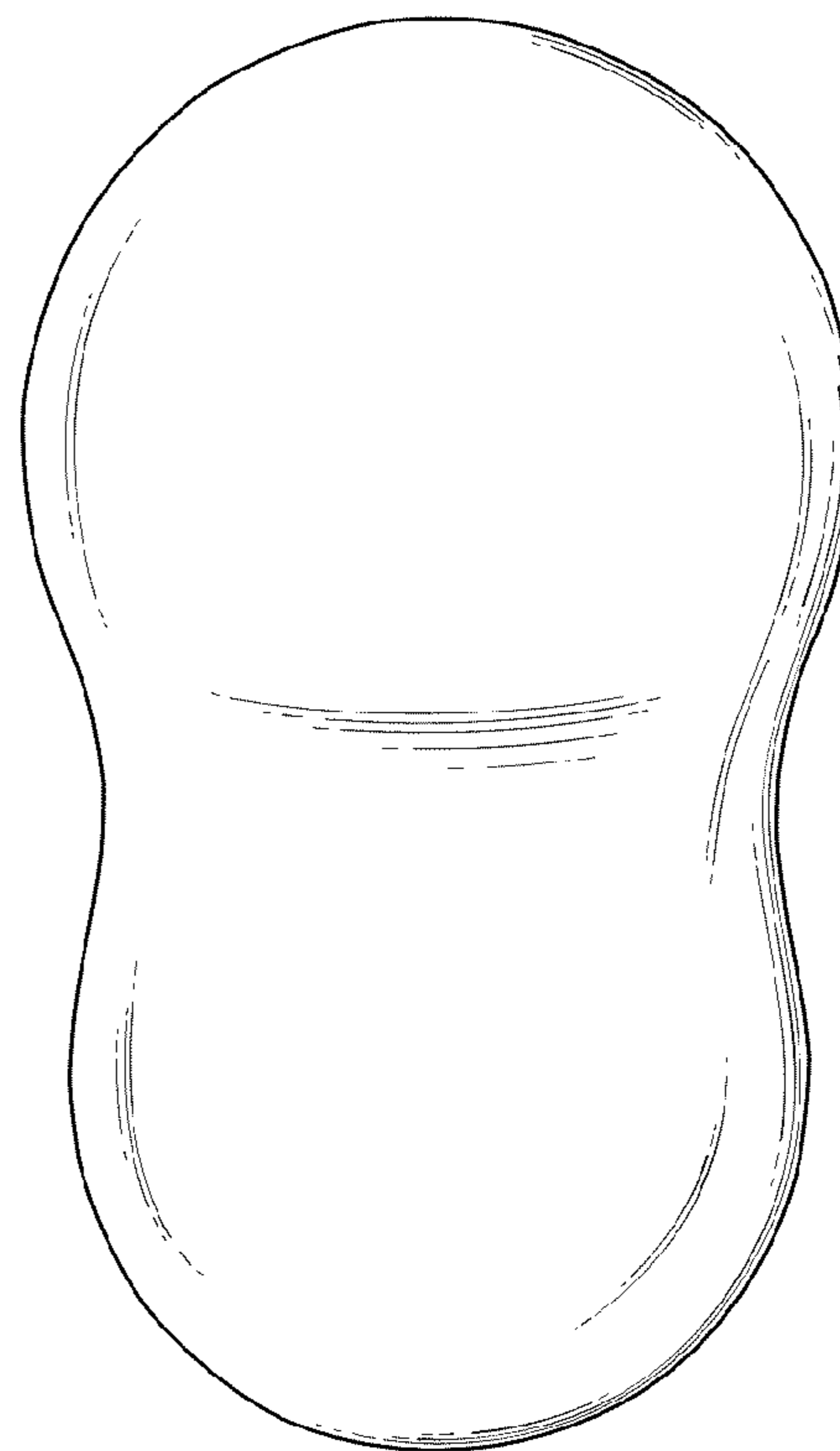


Fig. 4

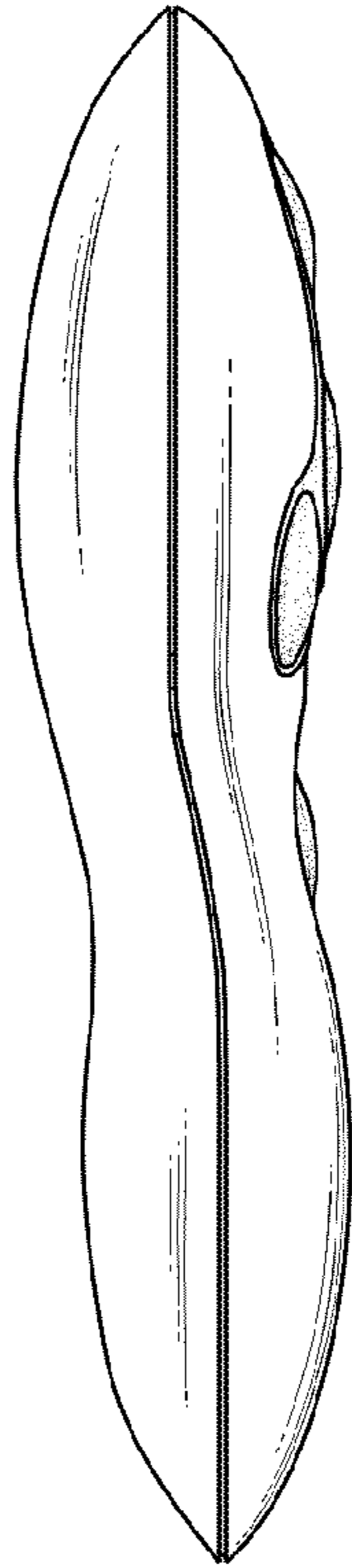


Fig. 5




Fig. 6

