



US00D603340S

(12) **United States Design Patent**  
**Grimm**

(10) **Patent No.:** **US D603,340 S**

(45) **Date of Patent:** **\*\* Nov. 3, 2009**

(54) **ELECTRICAL CONNECTOR**

D588,996 S \* 3/2009 Grimm ..... D13/149

(75) Inventor: **Mathias Grimm**, Altach (AT)

\* cited by examiner

(73) Assignee: **Julius Blum GmbH**, Höchst (AT)

*Primary Examiner*—Daniel D Bui

*Assistant Examiner*—Thomas J Johannes

(\*\*) Term: **14 Years**

(74) *Attorney, Agent, or Firm*—Wenderoth, Lind & Ponack, L.L.P.

(21) Appl. No.: **29/290,564**

(22) Filed: **Dec. 18, 2007**

(57) **CLAIM**

The ornamental design for an electrical connector, as shown and described.

(30) **Foreign Application Priority Data**

Jul. 13, 2007 (EM) ..... 000757281-0001

**DESCRIPTION**

(51) **LOC (9) Cl.** ..... **13-03**

FIG. 1 is a bottom view of an electrical connector;

(52) **U.S. Cl.** ..... **D13/149**

FIG. 2 is a top view of the electrical connector of FIG. 1;

(58) **Field of Classification Search** ..... D13/133,  
D13/146, 147, 151, 153, 154, 184, 199; 439/409,  
439/412, 417, 441, 709, 715, 716, 717, 721,  
439/729, 835, 260, 329, 492, 495, 570, 68,  
439/73, 135, 331, 526, 862

FIG. 3 is a perspective view of the electrical connector of FIG. 1;

See application file for complete search history.

FIG. 4 is a front view of the electrical connector of FIG. 1;

FIG. 5 is a right side view of the electrical connector of FIG. 1;

(56) **References Cited**

**U.S. PATENT DOCUMENTS**

D293,313 S \* 12/1987 Justiano et al. .... D13/133  
D330,792 S \* 11/1992 Colley ..... D99/28  
5,378,171 A \* 1/1995 Czerlanis ..... 439/425  
6,050,845 A \* 4/2000 Smalley et al. .... 439/417  
D499,330 S \* 12/2004 Peato ..... D8/383  
D577,672 S \* 9/2008 Yao et al. .... D13/133

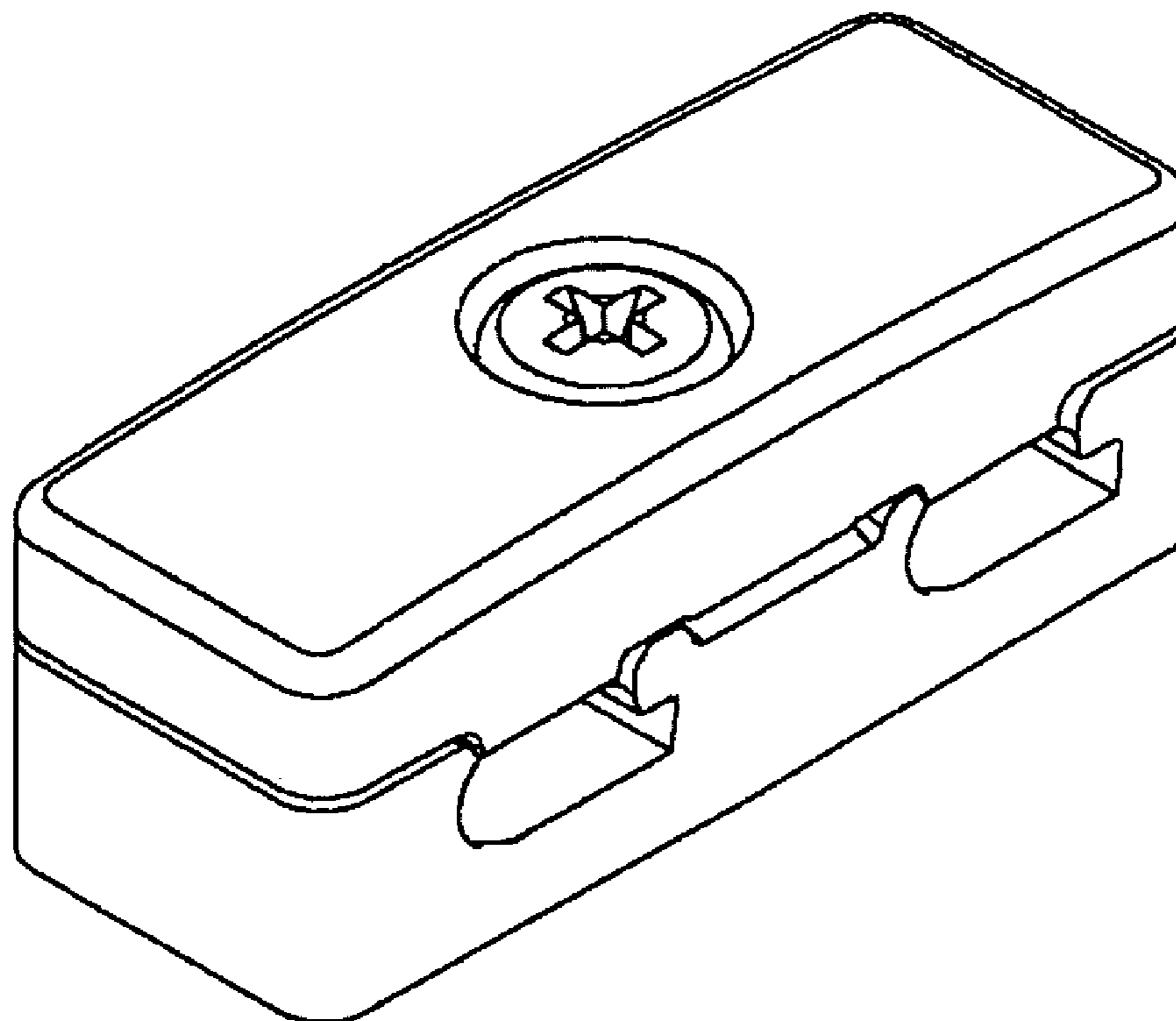
FIG. 6 is a back view of the electrical connector of FIG. 1;

and,

FIG. 7 is a left side view of the electrical connector of FIG. 1.

The broken line portion of the figure drawings is included to show unclaimed subject matter only and forms no part of the claimed design.

**1 Claim, 1 Drawing Sheet**



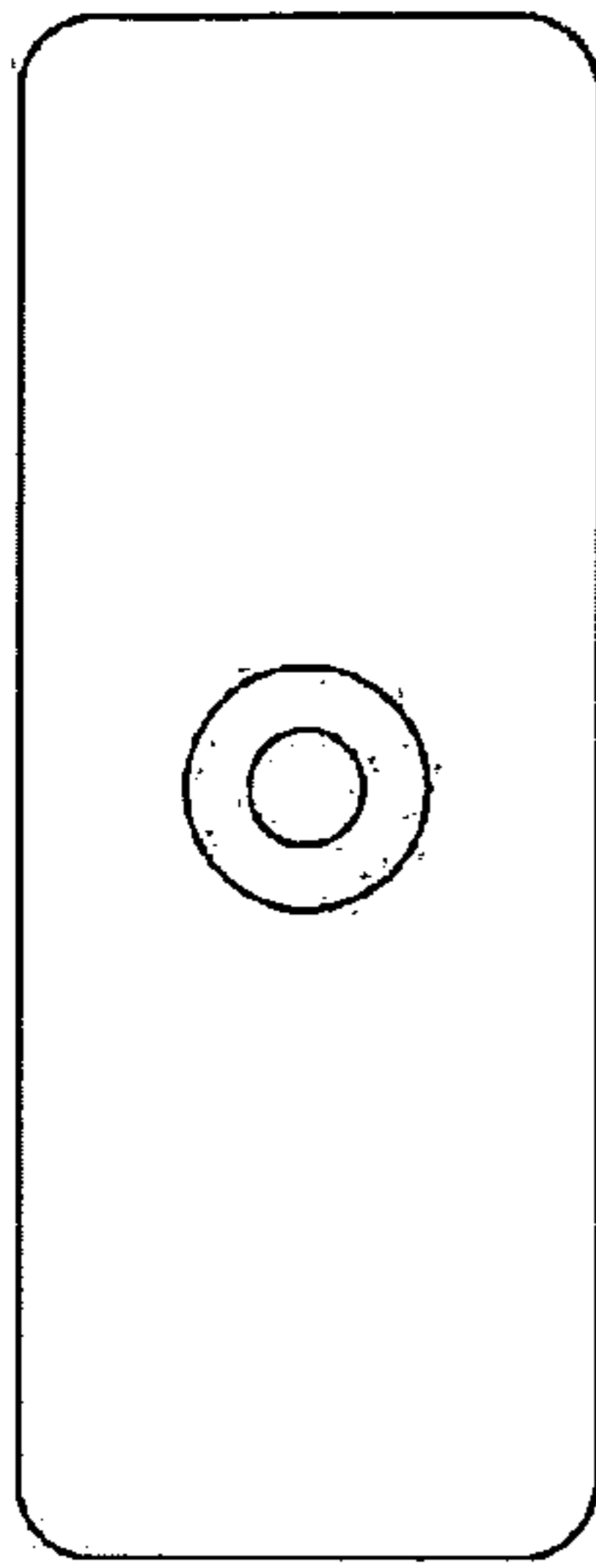


Fig. 1

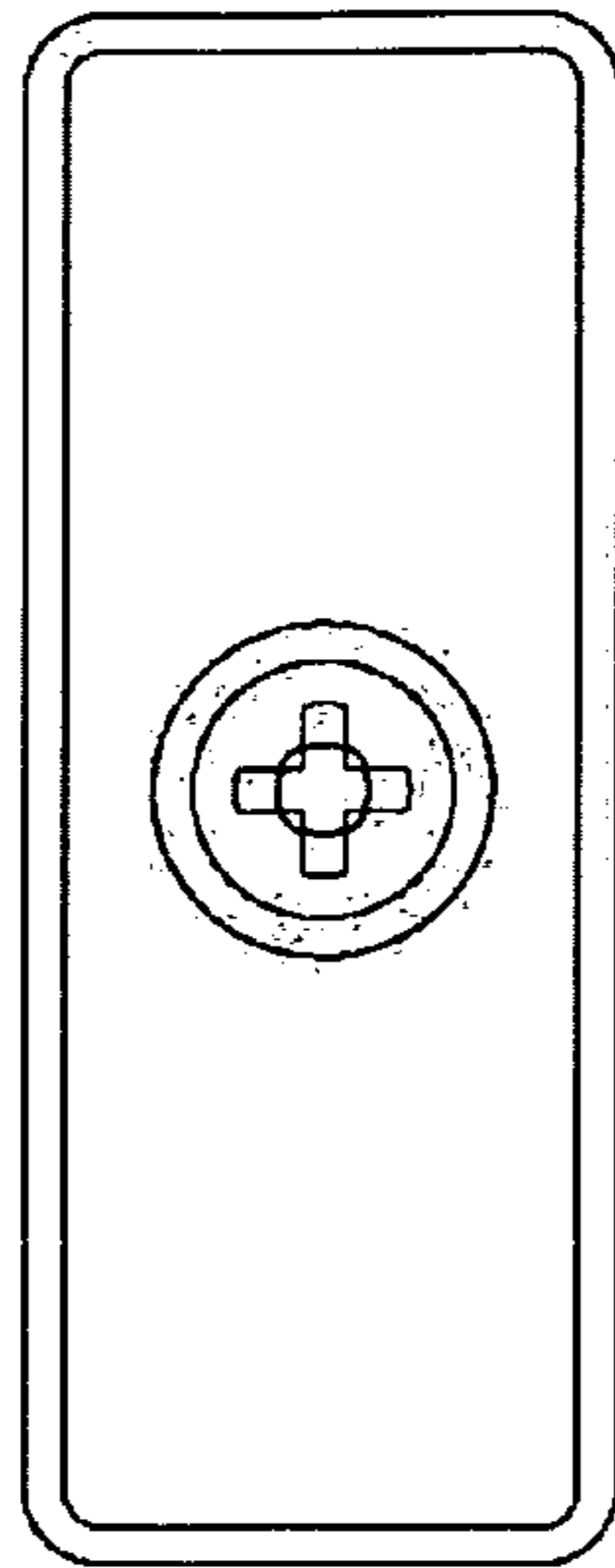


Fig. 2

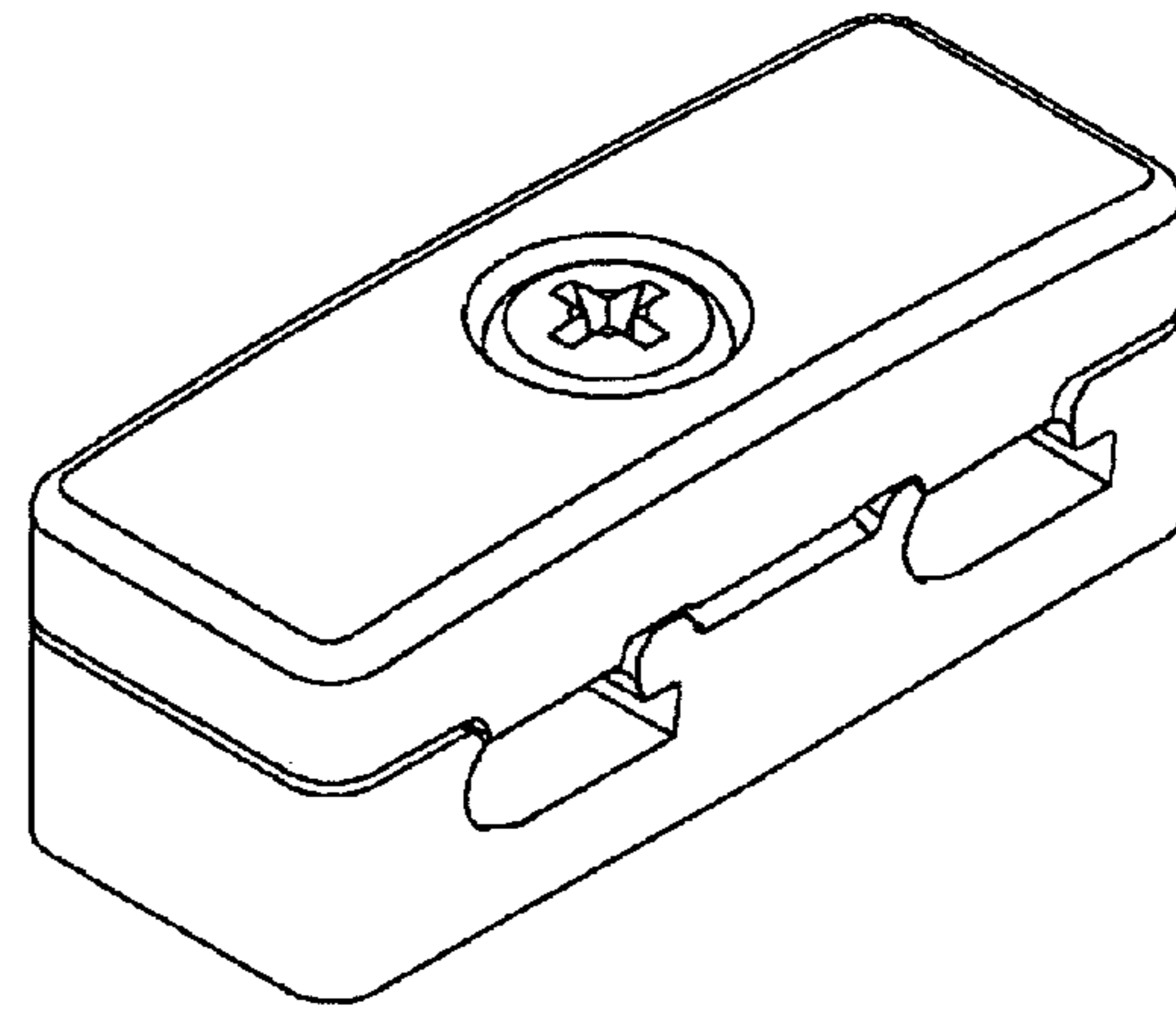


Fig. 3

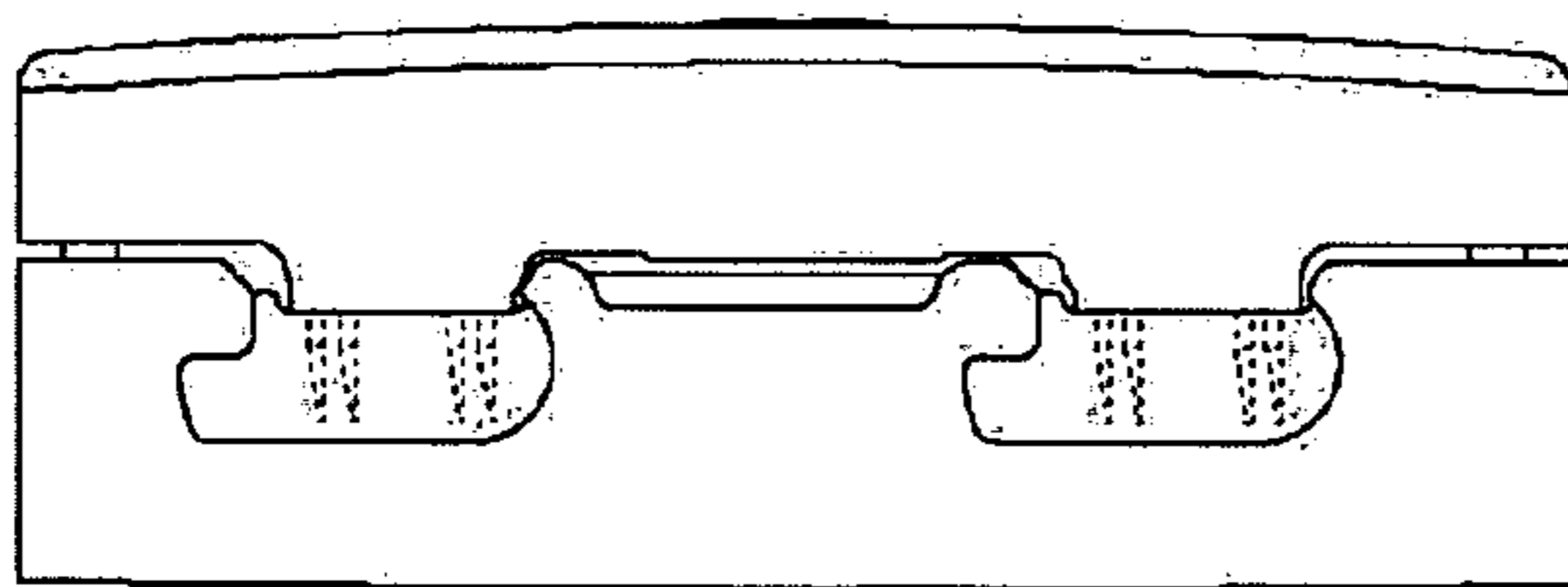


Fig. 4




Fig. 5

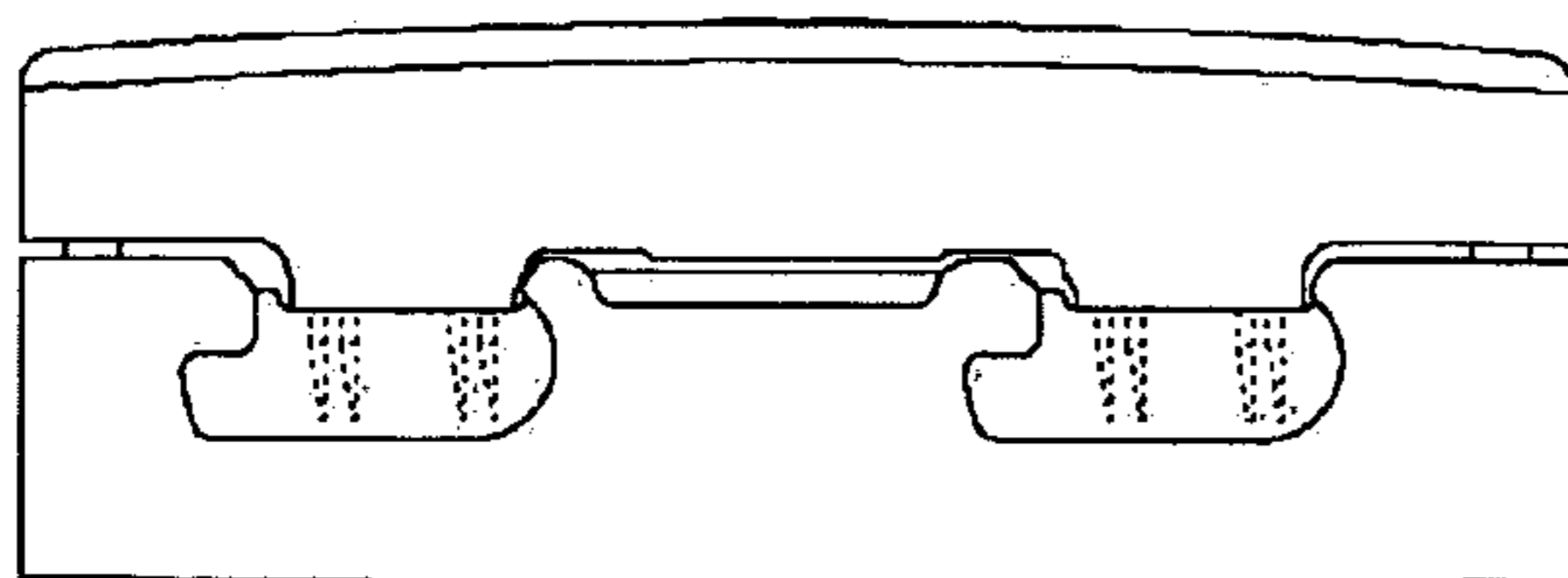


Fig. 6




Fig. 7