



US00D603326S

(12) **United States Design Patent**
Chung et al.

(10) **Patent No.:** **US D603,326 S**

(45) **Date of Patent:** **** Nov. 3, 2009**

(54) **TIRE FOR AUTOMOBILE**

D588,981 S * 3/2009 Ibaraki D12/551

(75) Inventors: **Kang Rip Chung**, Busan (KR); **Seung Il Choi**, Gyeongsangnam-do (KR)

* cited by examiner

Primary Examiner—Stacia Cadmus

(73) Assignee: **Nexen Tire Corporation**, Gyeongsangnam-do (KR)

(74) *Attorney, Agent, or Firm*—Hoffmann & Baron, LLP

(**) Term: **14 Years**

(57) **CLAIM**

(21) Appl. No.: **29/328,233**

The ornamental design for a tire for automobile, as shown and described.

(22) Filed: **Nov. 20, 2008**

DESCRIPTION

(51) **LOC (9) Cl.** **12-15**

FIG. 1 is a perspective view of a tire for automobile showing the new design;

(52) **U.S. Cl.** **D12/552**

FIG. 2 is a front view of the automobile tire shown in FIG. 1, it being understood that the pattern repeats uniformly throughout the circumference of the tire;

(58) **Field of Classification Search** D12/533, D12/540, 546–567, 900–901; 152/209.1, 152/209.8–209.19, 209.25, 209.28, 455
See application file for complete search history.

FIG. 3 is a rear view of the automobile tire shown in FIG. 1; FIG. 4 is a left side view of the automobile tire shown in FIG. 1;

(56) **References Cited**

U.S. PATENT DOCUMENTS

D397,650 S *	9/1998	Himuro	D12/551
D427,953 S *	7/2000	Murata	D12/552
D471,149 S *	3/2003	Endo et al.	D12/551
D471,150 S *	3/2003	Endo et al.	D12/551
D491,882 S *	6/2004	Williams	D12/551
D512,958 S *	12/2005	Allison et al.	D12/552

FIG. 5 is a right side view of the automobile tire shown in FIG. 1; and,

FIG. 6 is an enlarged view showing a portion of the automobile tire shown in FIG. 2.

1 Claim, 6 Drawing Sheets

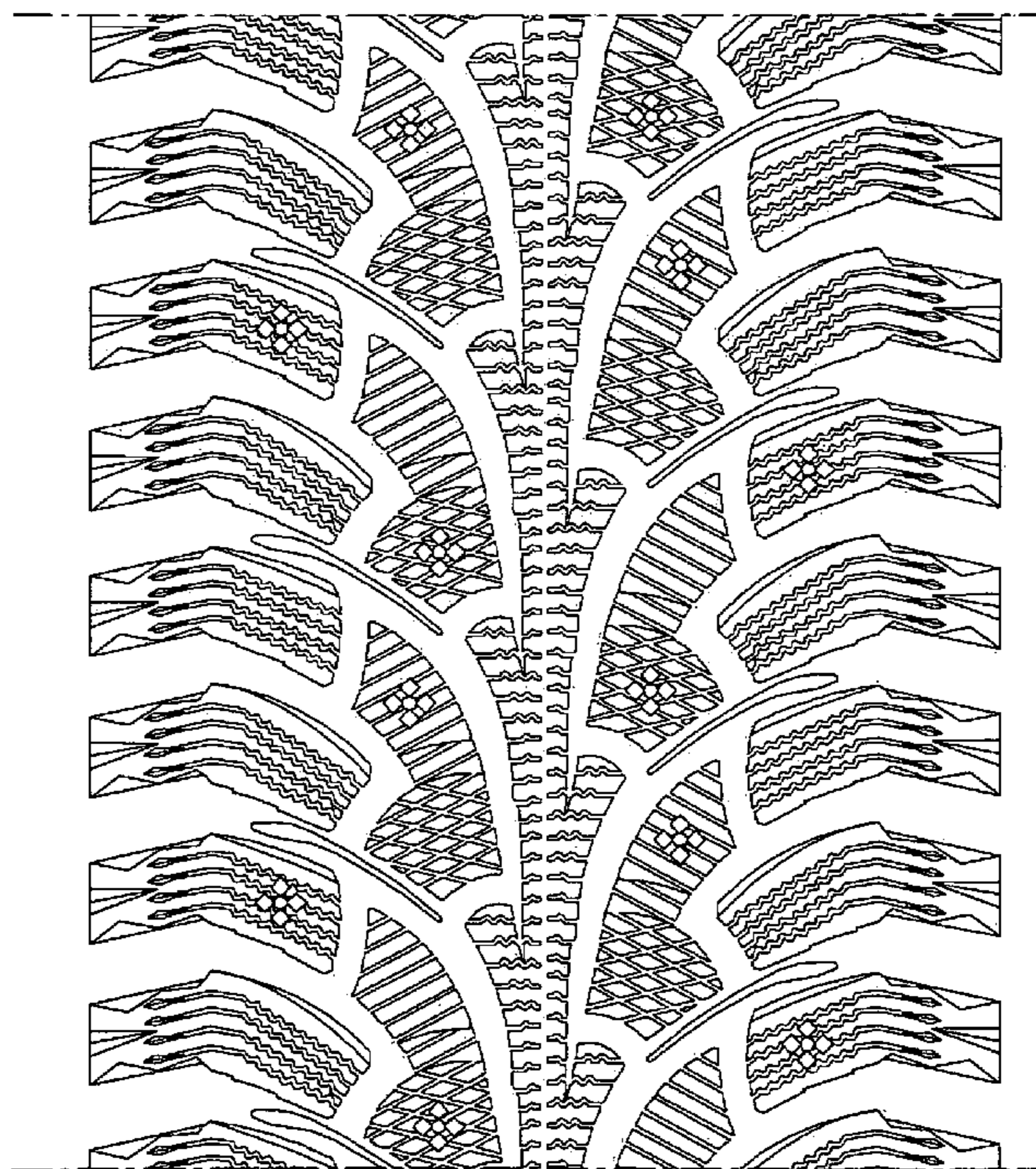



Fig. 1

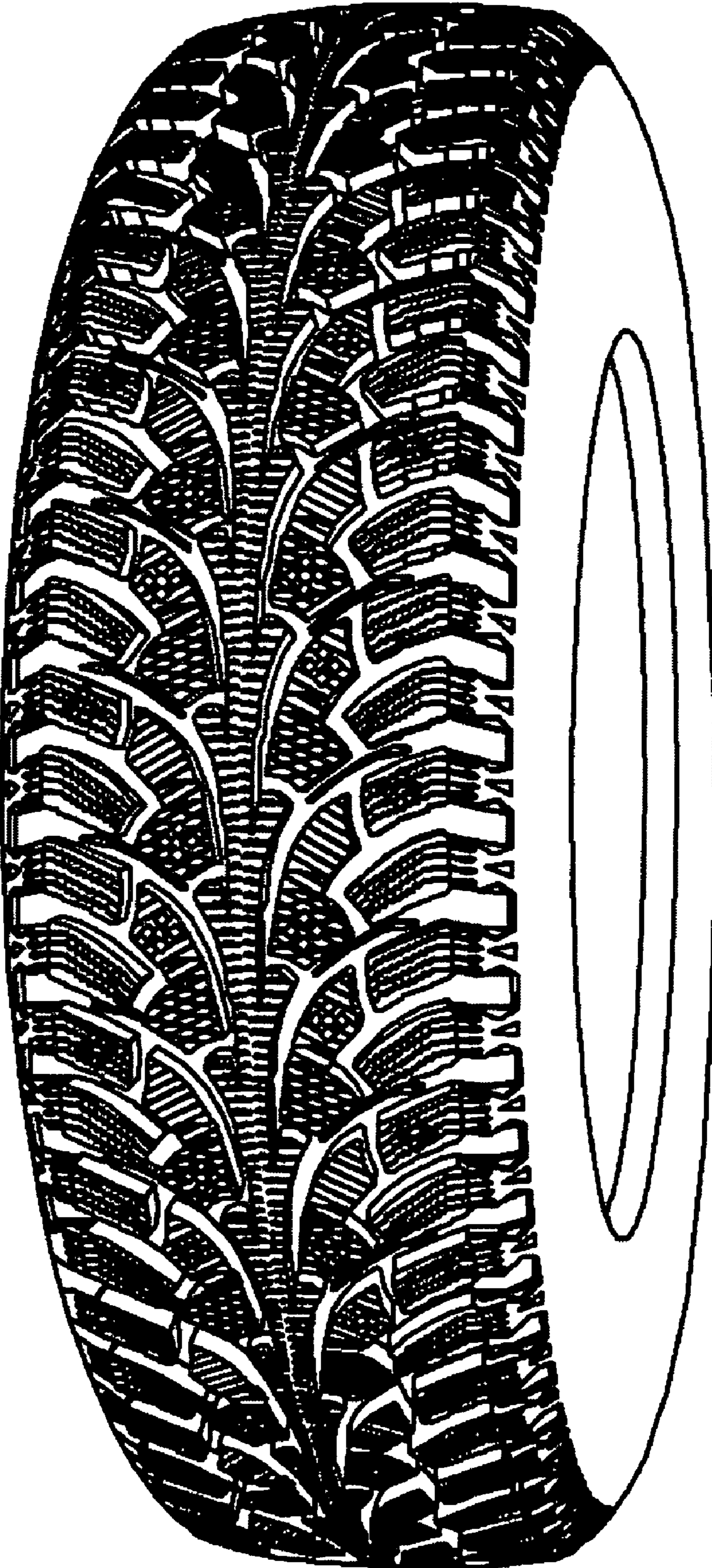


Fig. 2




Fig. 3




Fig. 4

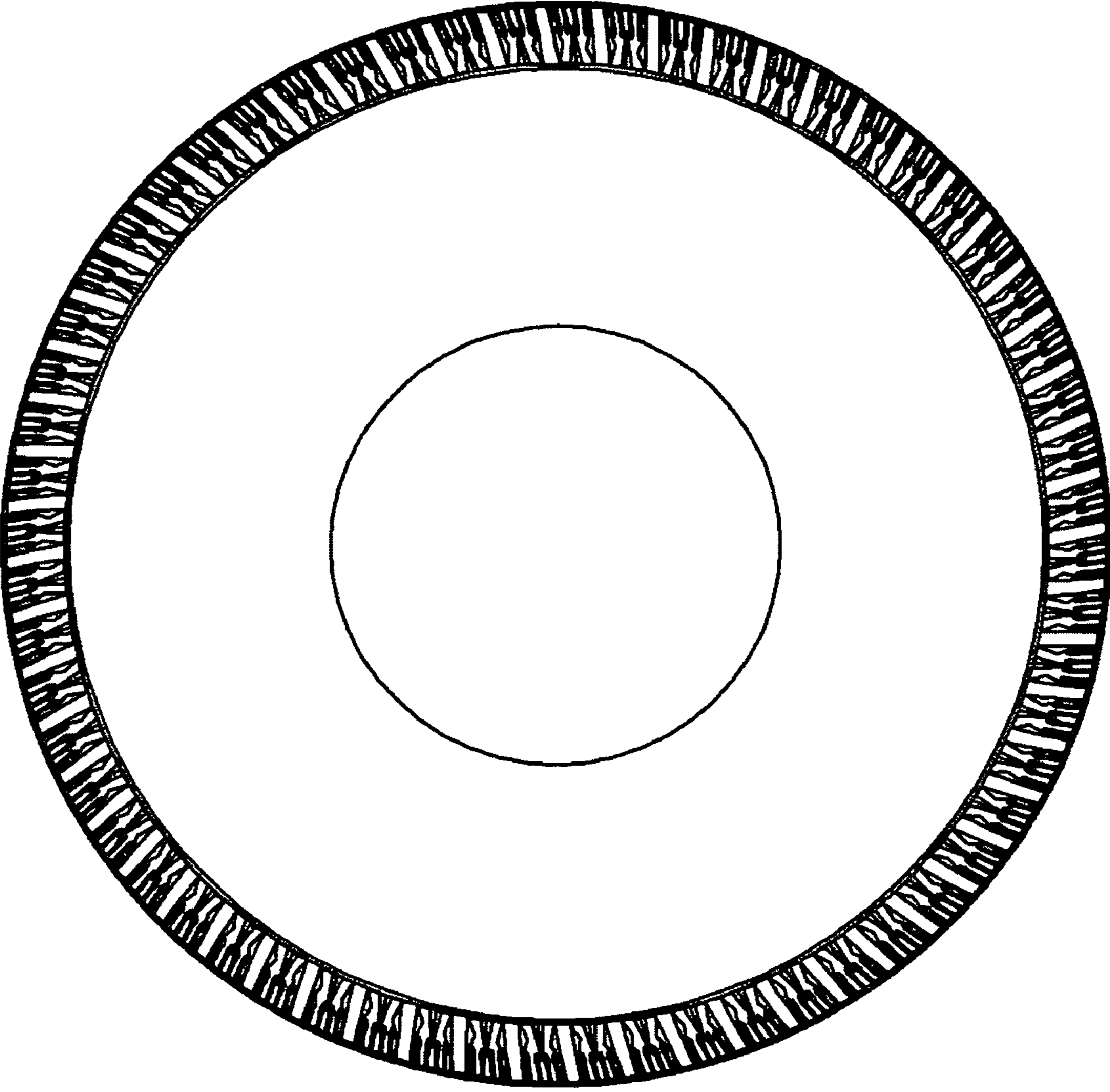


Fig. 5

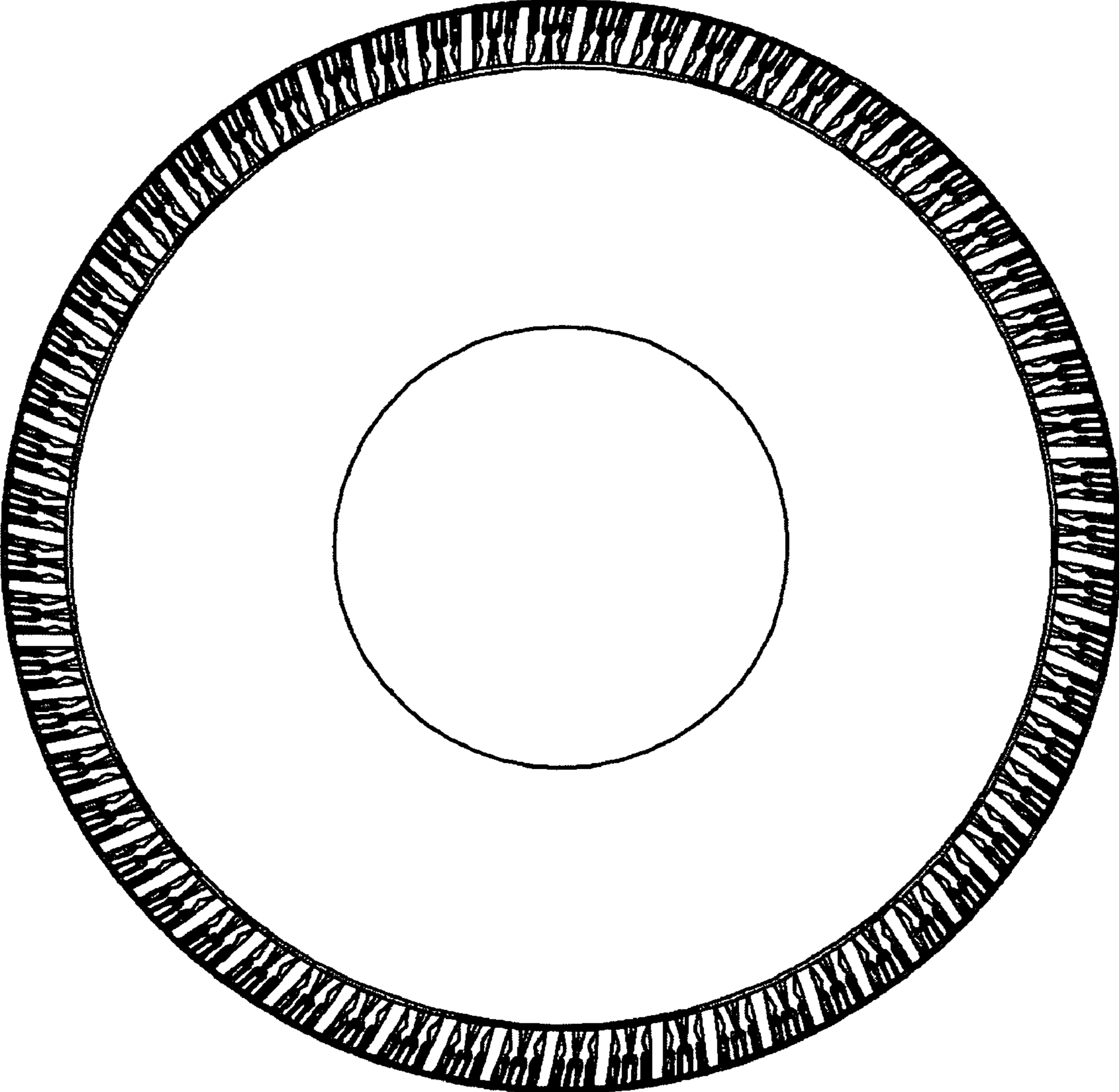


Fig. 6

