



US00D603317S

(12) **United States Design Patent**
Lee

(10) **Patent No.:** **US D603,317 S**
(45) **Date of Patent:** **** Nov. 3, 2009**

(54) **LICENSE PLATE FRAME**

(76) Inventor: **Cheng Tai Lee**, No. 139, Chong Ren St.,
Tainan (TW)

(**) Term: **14 Years**

(21) Appl. No.: **29/340,405**

(22) Filed: **Jul. 17, 2009**

(51) **LOC (9) Cl.** **12-16**

(52) **U.S. Cl.** **D12/193**

(58) **Field of Classification Search** D12/193;
D6/300-303, 310-314; 40/200-204, 207-214;
362/497, 473, 327, 604; D20/13
See application file for complete search history.

(56) **References Cited**

U.S. PATENT DOCUMENTS

D345,541 S *	3/1994	Schmitz	D12/193
D377,927 S *	2/1997	Kreidt	D12/193
D397,074 S *	8/1998	Wang	D12/193
D398,270 S *	9/1998	Spencer	D12/193
D402,610 S *	12/1998	Spencer	D12/193
D440,194 S *	4/2001	Hussaini et al.	D12/193
D442,130 S *	5/2001	Hussaini et al.	D12/193

D475,335 S *	6/2003	Wang	D12/193
D521,916 S *	5/2006	Spencer	D12/193
D566,638 S *	4/2008	Hu	D12/193

* cited by examiner

Primary Examiner—Stacia Cadmus

(74) *Attorney, Agent, or Firm*—WPAT, PC; Justin I. King

(57) **CLAIM**

The ornamental design for a license plate frame, as shown and described.

DESCRIPTION

FIG. 1 is a perspective view of a license plate frame showing my new design;

FIG. 2 is a front elevation view thereof;

FIG. 3 is a rear elevation view thereof;


FIG. 4 is a left side elevation view thereof;

FIG. 5 is a right side elevation view thereof;

FIG. 6 is a top plan view thereof; and,

FIG. 7 is a bottom plan view thereof.

1 Claim, 5 Drawing Sheets



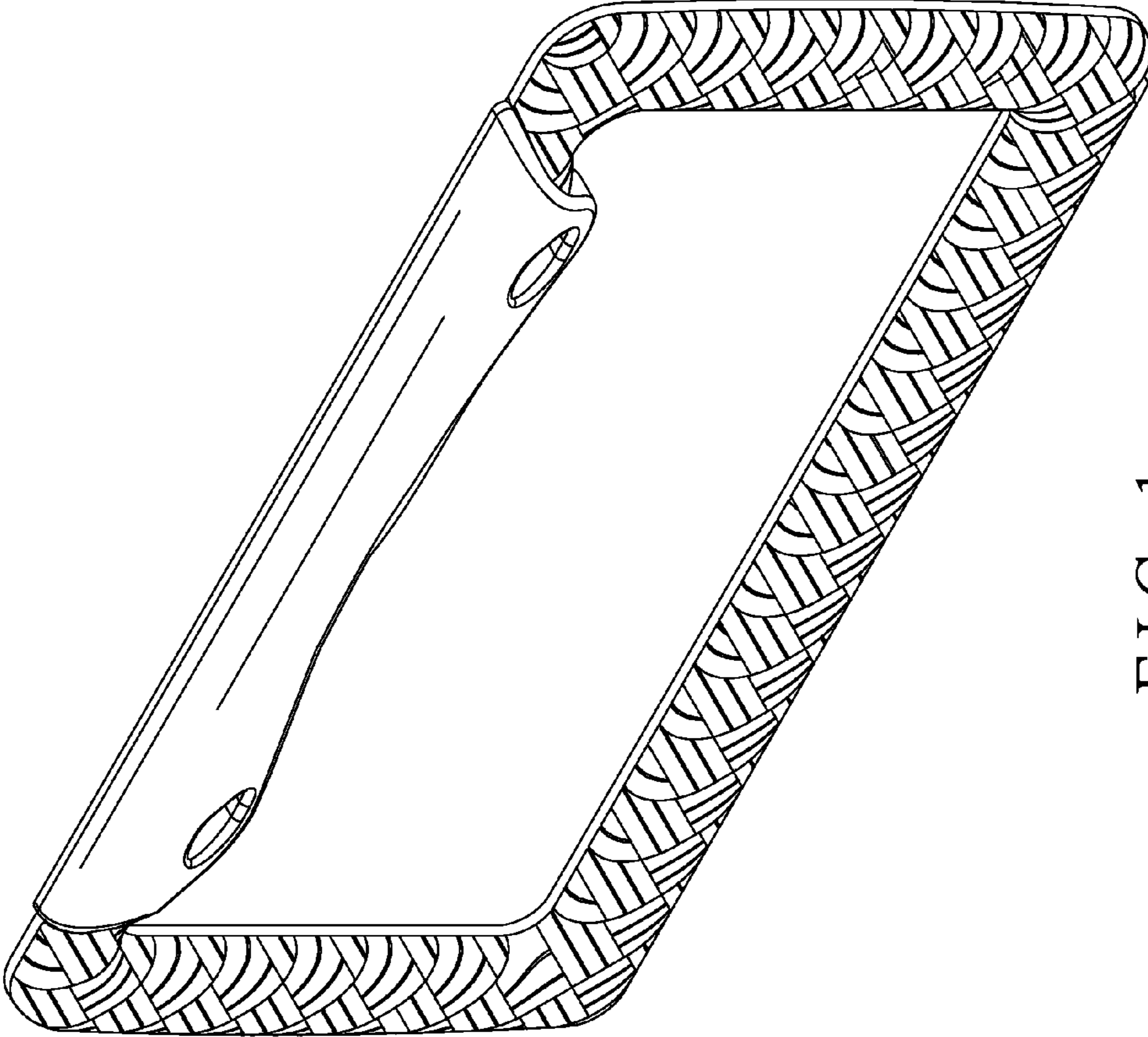


FIG. 1




FIG. 2




FIG. 3

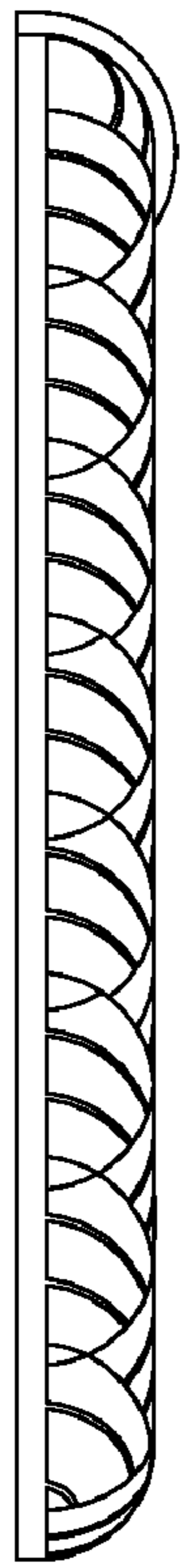


FIG. 4

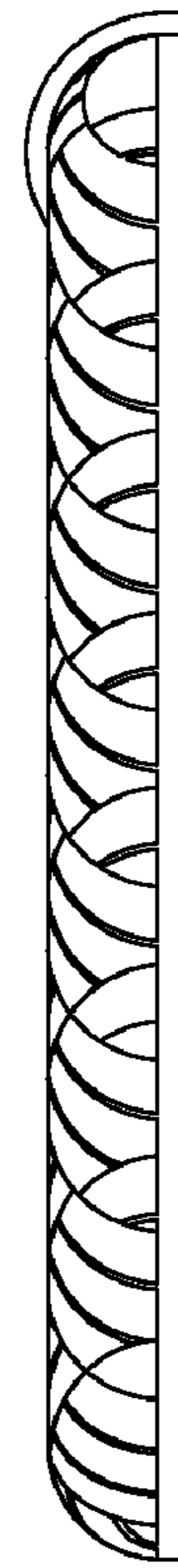


FIG. 5

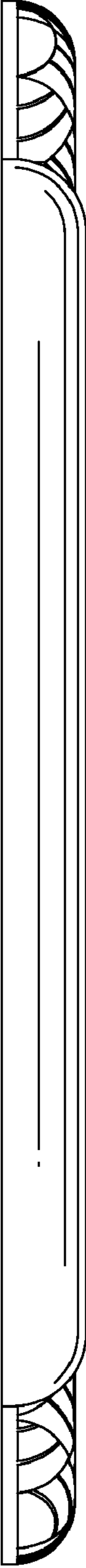


FIG. 6



FIG. 7