

US00D603315S

(12) **United States Design Patent**
Gamou

(10) **Patent No.:** **US D603,315 S**
(45) **Date of Patent:** **** Nov. 3, 2009**

(54) **REAR TRIM FOR AN AUTOMOBILE**

(75) Inventor: **Tokiko Gamou**, Toyota (JP)

(73) Assignee: **Toyota Jidosha Kabushiki Kaisha**,
Toyota-shi (JP)

(**) Term: **14 Years**

(21) Appl. No.: **29/325,398**

(22) Filed: **Sep. 30, 2008**

(30) **Foreign Application Priority Data**

Jun. 27, 2008 (JP) 2008-016657

(51) **LOC (9) Cl.** **12-16**

(52) **U.S. Cl.** **D12/190**

(58) **Field of Classification Search** D12/190,
D12/181, 400, 90, 91, 92, 114, 199, 196,
D12/197, 86, 171, 172, 173, 169, 163; D11/211,
D11/81, 157, 133, 172; 293/102, 115, 1.07-1.08;
D20/11, 23, 24, 25; 40/760, 591-594; 428/98-99,
428/31

See application file for complete search history.

(56) **References Cited**

U.S. PATENT DOCUMENTS

D271,191 S * 11/1983 Amprim et al. D12/181
D300,918 S * 5/1989 Turner D12/190
D319,613 S * 9/1991 Mikawa D12/181
D345,135 S * 3/1994 Kaku et al. D12/181
D356,770 S * 3/1995 Almen D12/181
D422,544 S * 4/2000 Carlson et al. D12/181

D424,999 S * 5/2000 Carlson et al. D12/181
D427,126 S * 6/2000 Won et al. D12/181
D519,891 S * 5/2006 Lai D12/181
D567,156 S * 4/2008 Hutchins D12/169

OTHER PUBLICATIONS

Photograph of Honda Stepwgn, appeared on website <http://www.carsensorlab.net/> by Recrute Co., Ltd., Sep. 20, 2007.

Photograph of Mercedes-Benz B150, appeared on website <http://www.netcarshow.com> by NetCarShow.com, Sep. 20, 2007.

* cited by examiner

Primary Examiner—Caron Veynar

Assistant Examiner—Katrina A Kile

(74) *Attorney, Agent, or Firm*—Finnegan, Henderson, Farabow, Garrett & Dunner, LLP

(57) **CLAIM**

The ornamental design for rear trim for an automobile, as shown and described.

DESCRIPTION

FIG. 1 is a front perspective view of rear trim for an automobile of my new design;

FIG. 2 is a front view thereof;

FIG. 3 is a top plan view thereof;

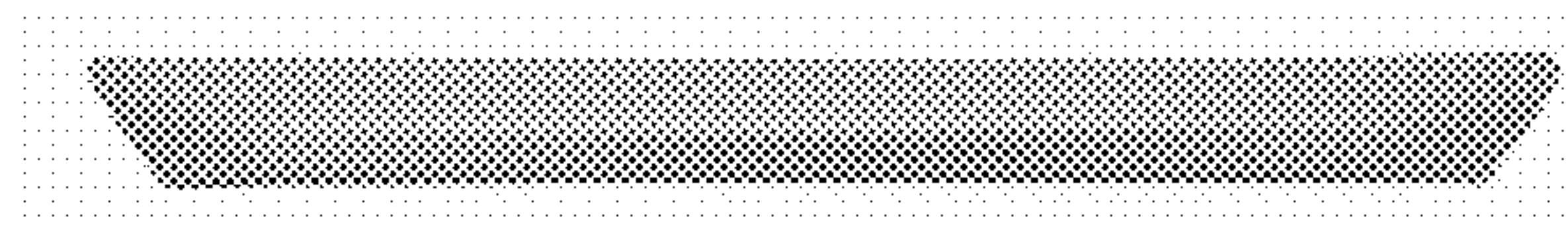
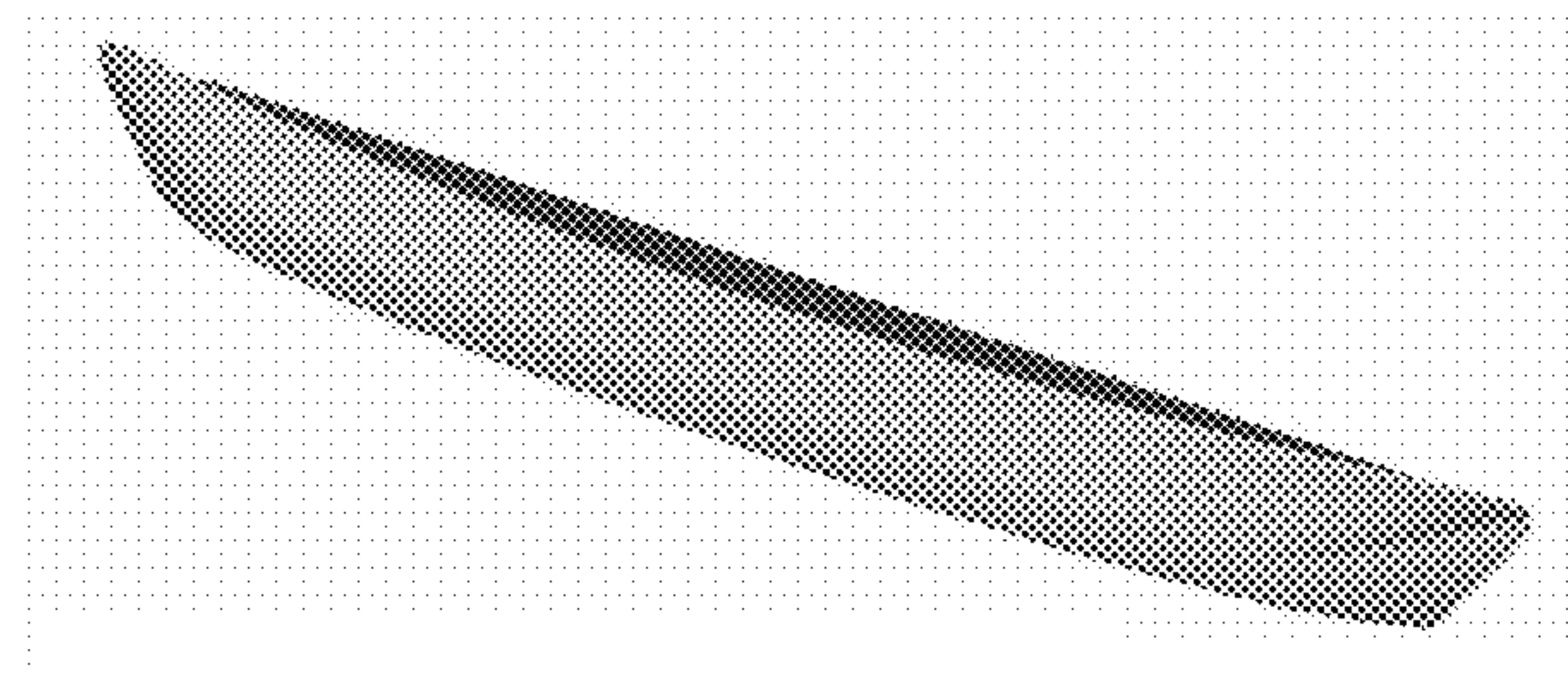
FIG. 4 is a bottom plan view thereof;

FIG. 5 is a right-side view thereof; and,

FIG. 6 is a left-side view thereof.

The rear view of my design forms no part of the claimed invention.

1 Claim, 3 Drawing Sheets






FIG. 1




FIG. 2




FIG. 3




FIG. 4




FIG. 5




FIG. 6