



US00D603310S

(12) **United States Design Patent**
Schiavone et al.

(10) **Patent No.:** **US D603,310 S**
(45) **Date of Patent:** **** Nov. 3, 2009**

(54) **VEHICLE FRONT BUMPER COVER**

(75) Inventors: **Patrick Schiavone**, Bloomfield, MI (US); **Doyle Letson**, Novi, MI (US); **Hak Soo Ha**, Northville, MI (US); **Lukas Chung**, Royal Oak, MI (US)

(73) Assignee: **Ford Motor Company**, Dearborn, MI (US)

(**) Term: **14 Years**

(21) Appl. No.: **29/333,741**

(22) Filed: **Mar. 13, 2009**

Related U.S. Application Data

(63) Continuation of application No. 29/319,322, filed on Jun. 6, 2008, now abandoned.

(51) **LOC (9) Cl.** **12-16**

(52) **U.S. Cl.** **D12/169**

(58) **Field of Classification Search** D12/169,
D12/196, 171, 163, 216, 90-92, 86; 293/102,
293/113, 115, 117, 120; 296/180.1, 180.2
See application file for complete search history.

(56) **References Cited**

U.S. PATENT DOCUMENTS

D516,972 S	3/2006	Baum	
D539,710 S	4/2007	Kouyana	
D546,251 S	7/2007	Hamano	
D561,661 S	2/2008	Platto et al.	
D561,662 S *	2/2008	Ellis et al.	D12/169
D567,158 S	4/2008	Ishibashi et al.	
D580,315 S	11/2008	Song et al.	
D583,724 S *	12/2008	Schiavone et al.	D12/169

OTHER PUBLICATIONS

New York 2004 Lincoln Concept Aviator, <http://www.a2mac1.net>.

Spy Photos: 2008 Lincoln MKX—Maybe, <http://jalopnik.com/cars/news/spy-photos-2008-lincoln-mkx-+-maybe>.

New York 2007 Lincoln MKX V6, <http://www.a2mac1.net>.

Detroit 2008: Lincoln MKT Concept is bold and bedazzled, Jan. 14, 2008 <http://WWW.autoblog.com/2008/01/14/detroit-2008-lincoln-mkt-concept-bold-and-bedazzled/>.

* cited by examiner

Primary Examiner—Melody N Brown

(74) *Attorney, Agent, or Firm*—Damian Porcari

(57) **CLAIM**

The ornamental design for a vehicle front bumper cover, as shown and described.

DESCRIPTION

FIG. 1 is a front elevational view of the vehicle front bumper cover showing our new design.

FIG. 2 is a left side elevational view of the vehicle front bumper cover;

FIG. 3 is a right side elevational view of the vehicle front bumper cover;

FIG. 4 is a top plan view of the vehicle front bumper cover;

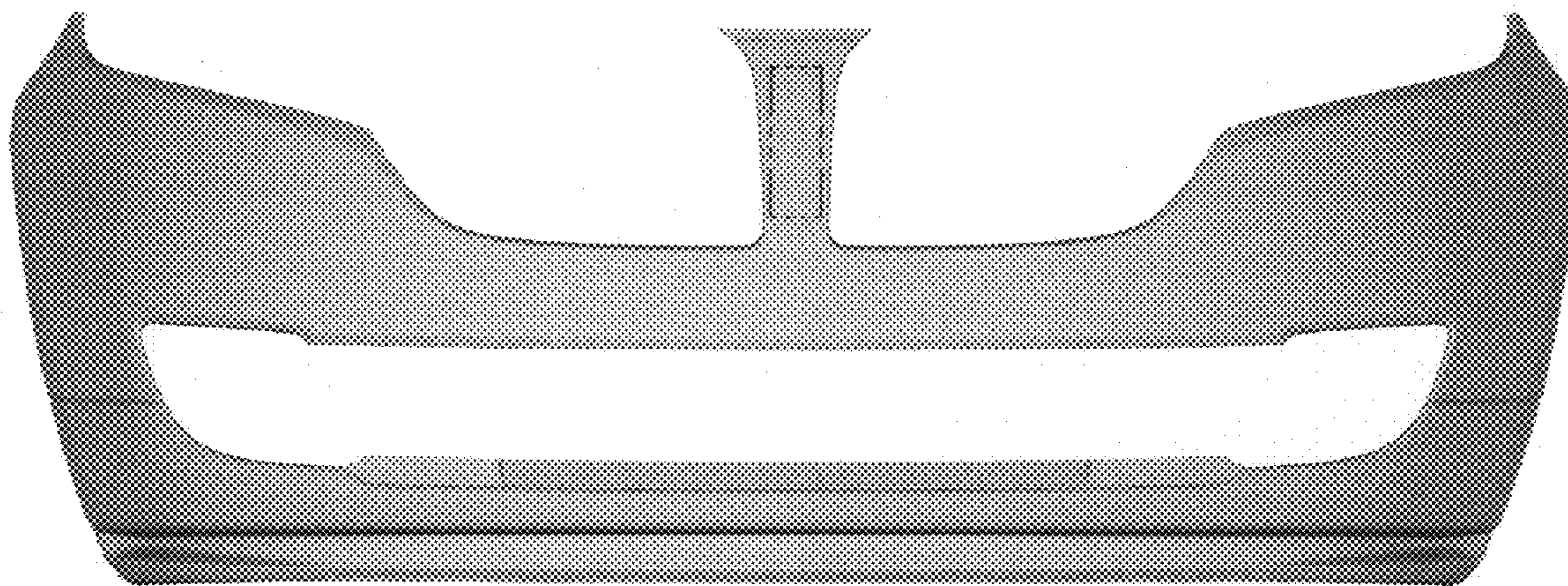
FIG. 5 is a bottom plan view of the vehicle front bumper cover; and,

FIG. 6 is a rear elevational view of the vehicle front bumper cover.

The absence or presence of surfaces on the area enclosed by broken lines is not relied on for patentability or infringement. Views are orthogonal projections unless otherwise noted. The various views are not necessarily to scale in order to better illustrate the design.

The broken lines shown in the FIGS. 1-4 and 6 drawing views must be removed since there is no written statement in the specification is why they exist and what they are representing.

1 Claim, 5 Drawing Sheets



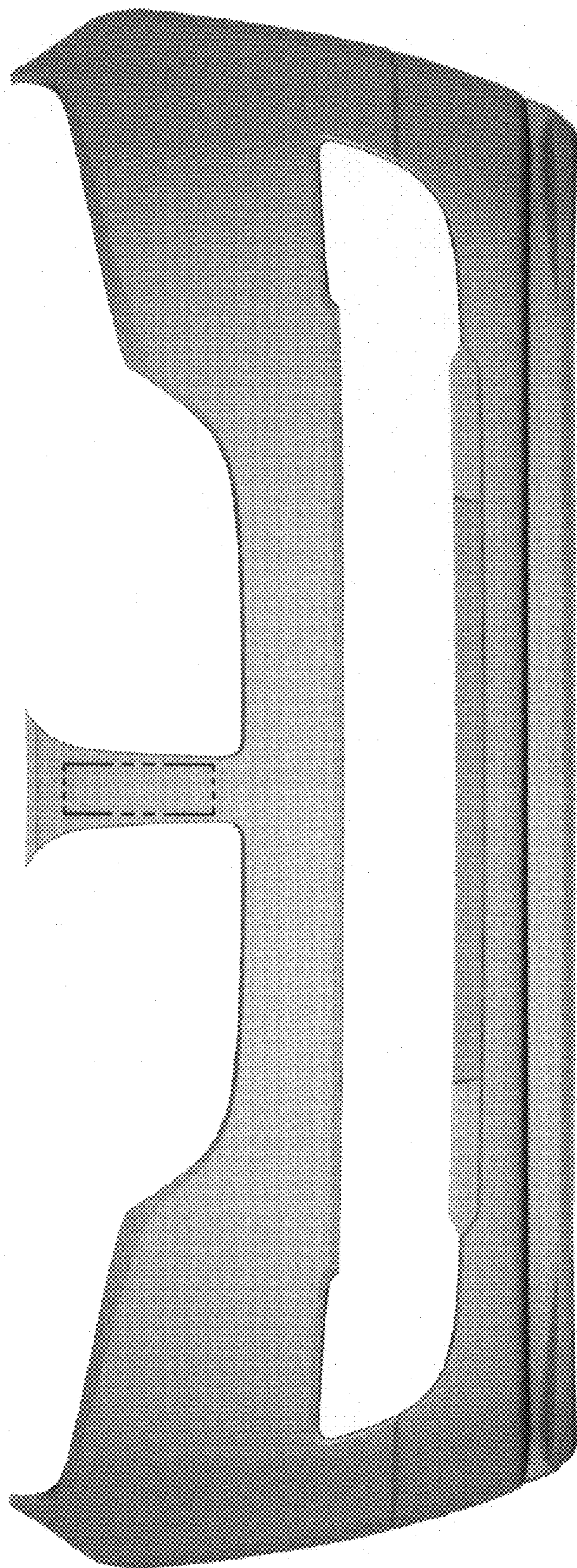


Figure 1




Figure 3




Figure 2

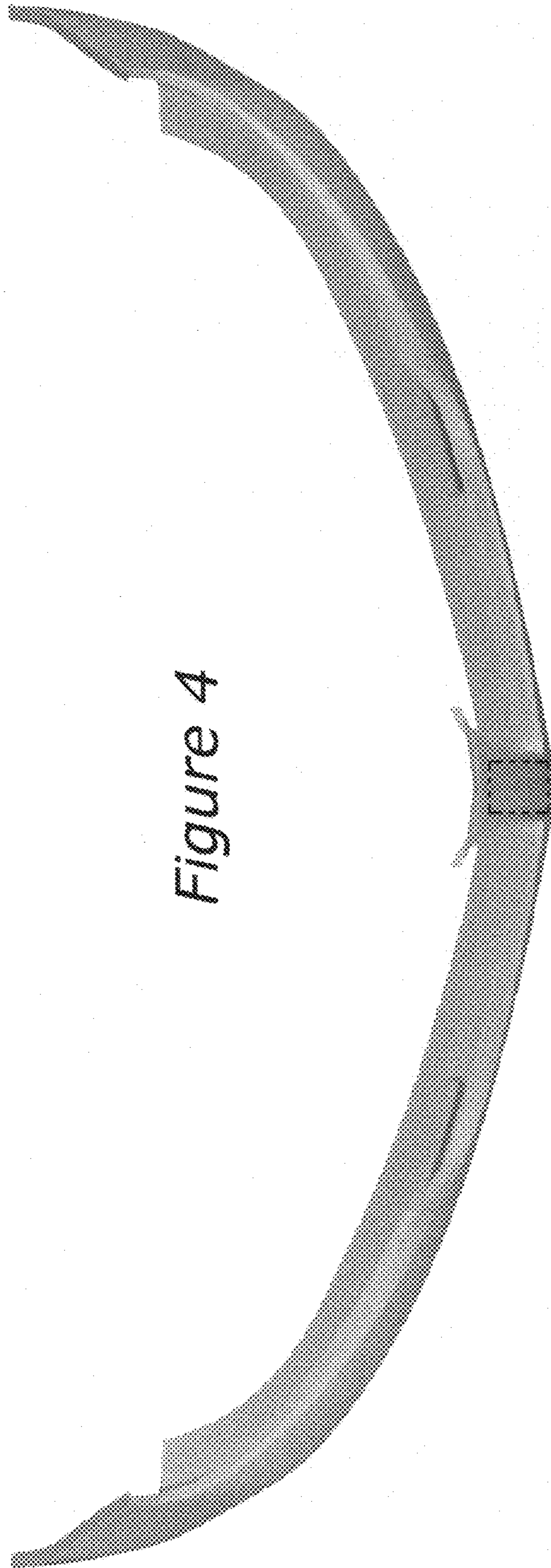


Figure 4

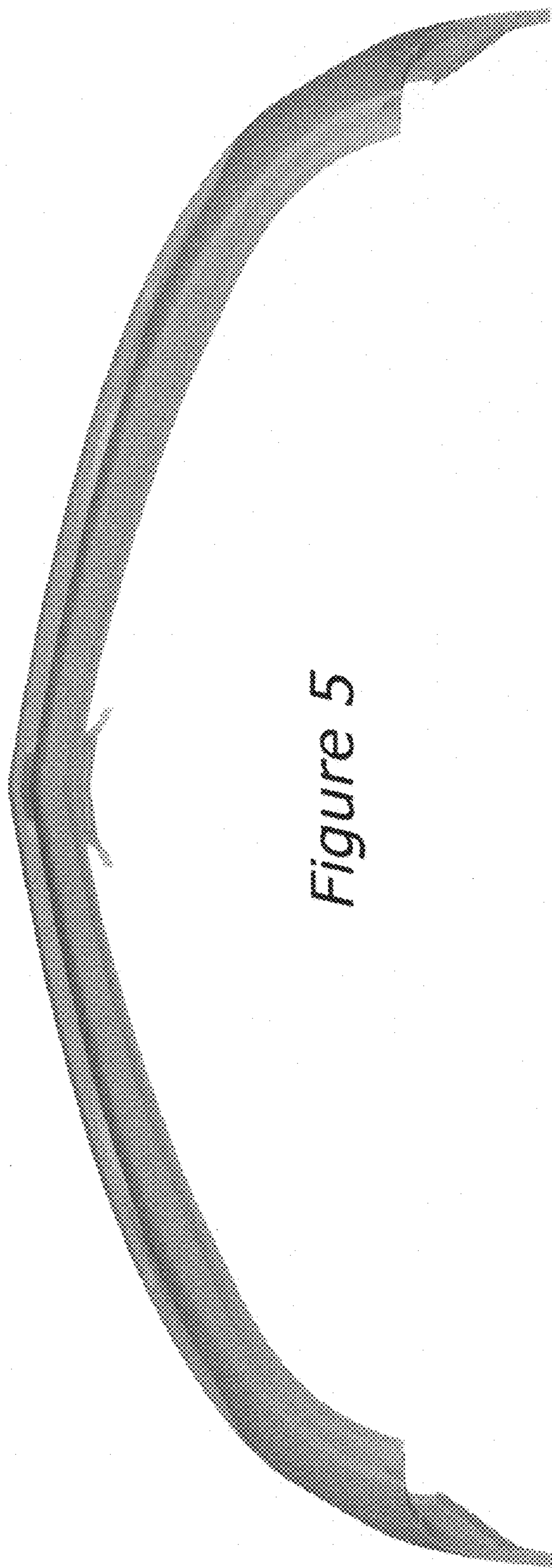


Figure 5




Figure 6