



US00D603298S

(12) **United States Design Patent**
Irie et al.

(10) **Patent No.:** **US D603,298 S**
(45) **Date of Patent:** **** Nov. 3, 2009**

(54) **SURFACE CONFIGURATION OF A VEHICLE BODY, TOY, AND/OR REPLICA**

D525,175 S * 7/2006 Konaka D12/92
D563,278 S * 3/2008 Nakagawa et al. D12/92
D592,555 S * 5/2009 Kanno et al. D12/92

(75) Inventors: **Shinichiro Irie**, Machida (JP); **Yukio Kikuta**, Isehara (JP)

* cited by examiner

(73) Assignee: **Nissan Motor Co., Ltd.**, Yokohama-shi (JP)

Primary Examiner—Melody N Brown
(74) *Attorney, Agent, or Firm*—Foley & Lardner LLP

(**) Term: **14 Years**

(57) **CLAIM**

(21) Appl. No.: **29/330,383**

The ornamental design for a surface configuration of a vehicle body, toy, and/or replica, as shown and described.

(22) Filed: **Jan. 6, 2009**

(30) **Foreign Application Priority Data**

DESCRIPTION

Jul. 8, 2008 (JP) D2008-017528

FIG. 1 is a front perspective view of a surface configuration of a vehicle body, toy, and/or replica;

(51) **LOC (9) Cl.** **12-08**

FIG. 2 is a rear perspective view thereof;

(52) **U.S. Cl.** **D12/92**

FIG. 3 is a front view thereof;

(58) **Field of Classification Search** D12/86,
D12/90-92, 190, 196, 88; D21/424, 433,
D21/434; 296/181.1, 181.5

FIG. 4 is a rear view thereof;

See application file for complete search history.

FIG. 5 is a top plan view thereof;

FIG. 6 is a bottom plan view thereof;

(56) **References Cited**

FIG. 7 is a left side view thereof; and,

FIG. 8 is a right side view thereof.

U.S. PATENT DOCUMENTS

D514,475 S * 2/2006 Lee D12/92

1 Claim, 4 Drawing Sheets




Fig.1




Fig.2




Fig.3

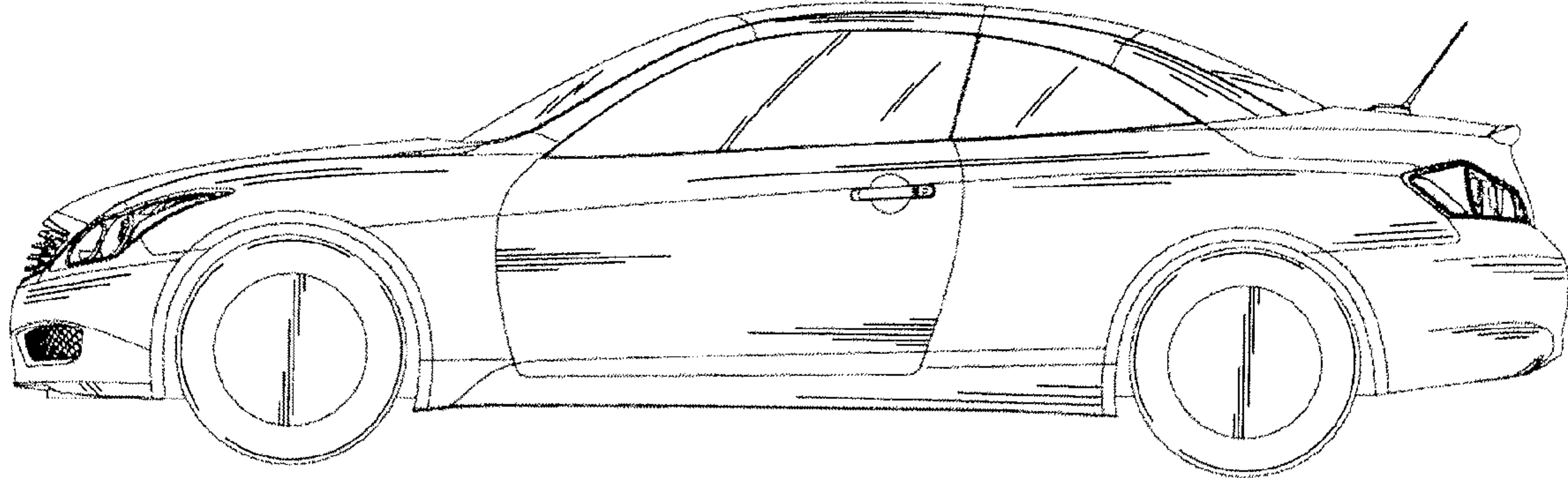


Fig.4

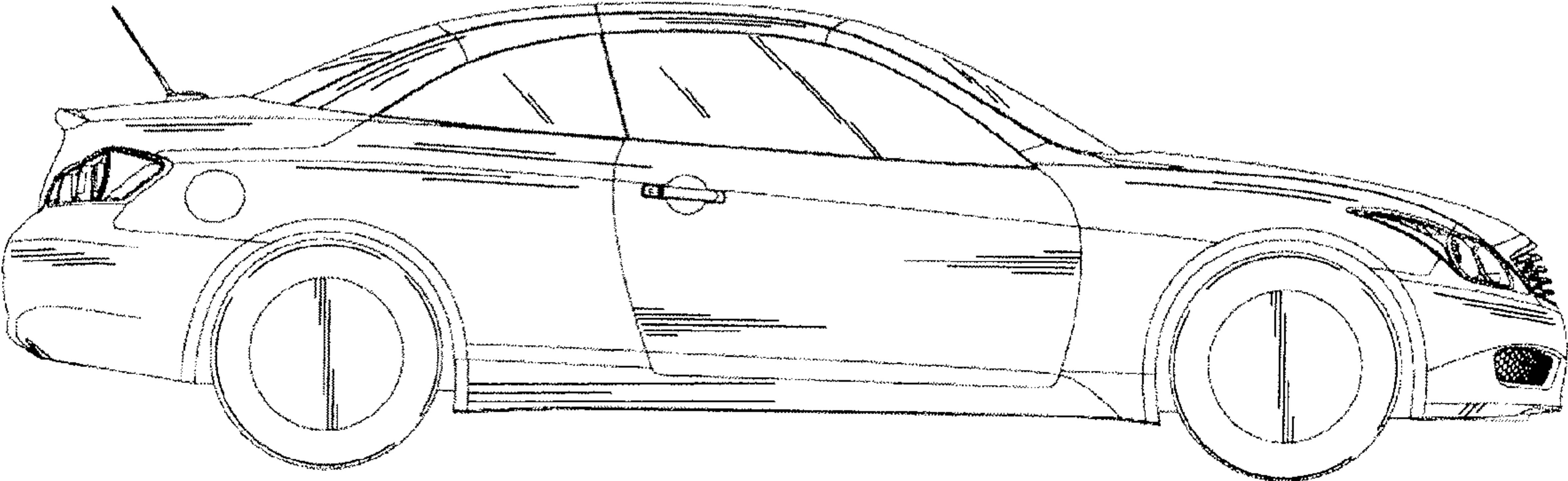


Fig.5

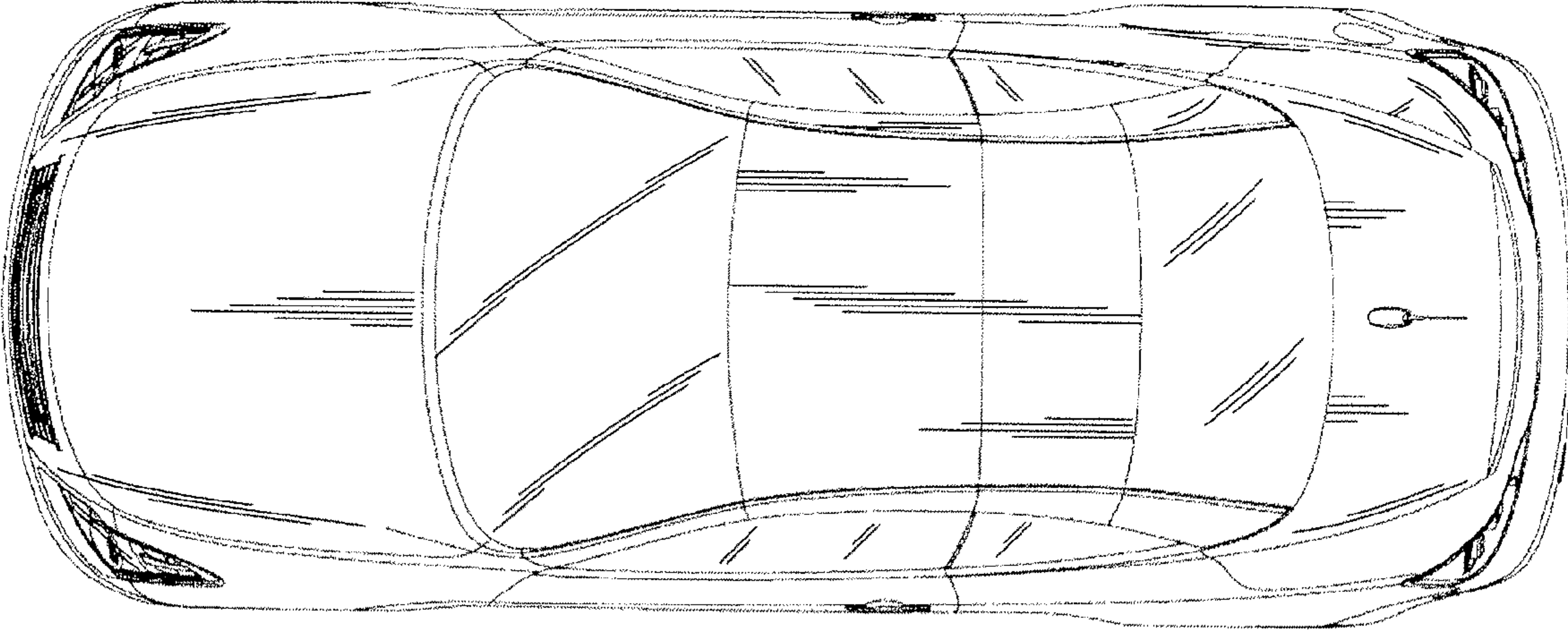


Fig.6




Fig.7

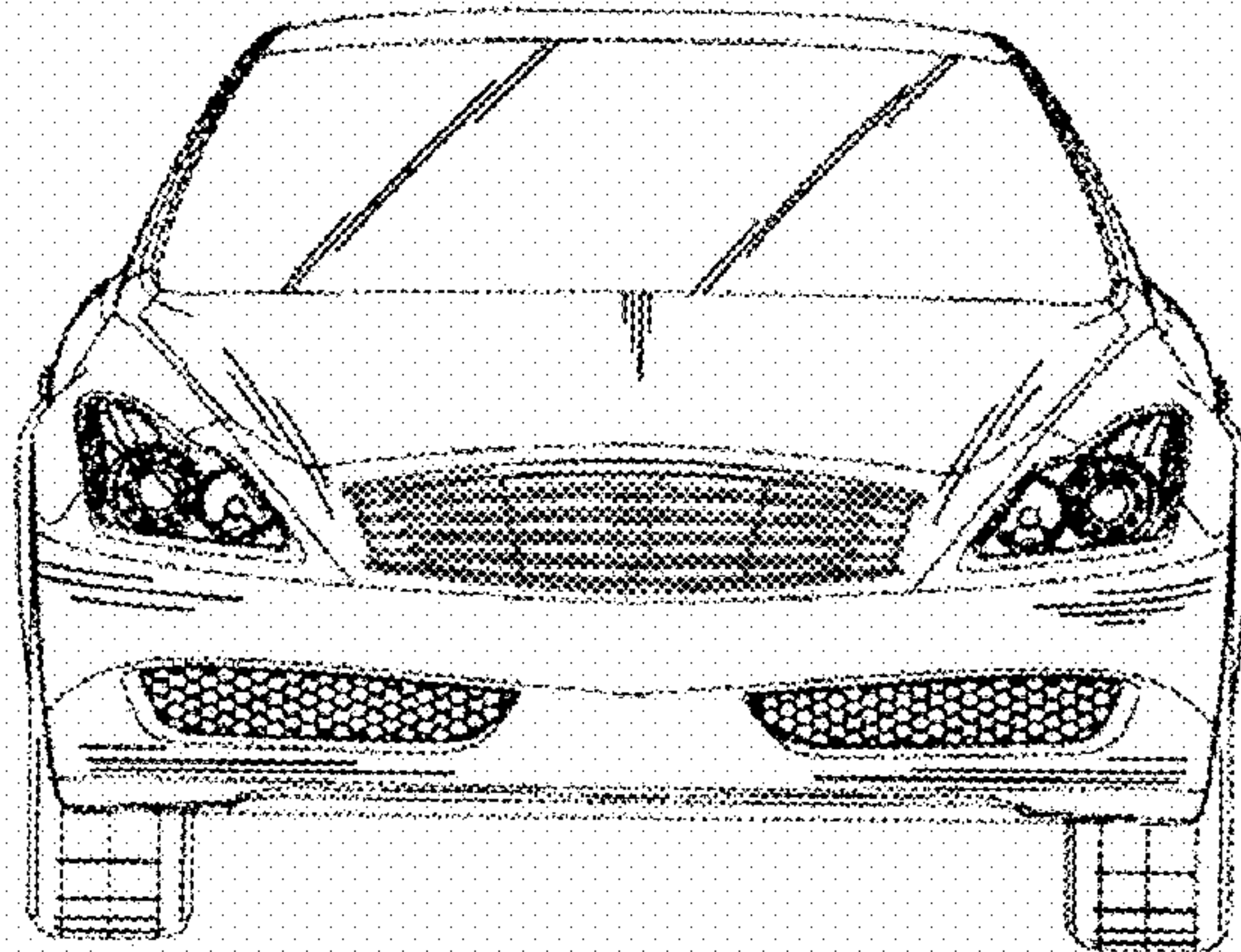


Fig.8

