



US00D603293S

(12) **United States Design Patent**  
**Merriam-Smith**

(10) **Patent No.:** **US D603,293 S**  
(45) **Date of Patent:** **\*\* Nov. 3, 2009**

(54) **STRAP HOLDER**

(76) Inventor: **Lara Merriam-Smith**, 2071 Diane Ct.,  
Ferndale, WA (US) 98248

(\*\*) Term: **14 Years**

(21) Appl. No.: **29/308,811**

(22) Filed: **Jul. 8, 2008**

**Related U.S. Application Data**

(63) Continuation-in-part of application No. 29/291,912,  
filed on Sep. 19, 2007, now Pat. No. Des. 572,626.

(51) **LOC (9) Cl.** ..... **02-07**

(52) **U.S. Cl.** ..... **D11/200**

(58) **Field of Classification Search** ..... D11/1-2,  
D11/200-201, 206-210, 214-218; 24/163 R,  
24/169-171, 173, 177-179, 191, 194-195,  
24/197, 200, 301

See application file for complete search history.

(56) **References Cited**

**U.S. PATENT DOCUMENTS**

426,087	A	4/1890	Wolkow	
D33,094	S	8/1900	Green	
684,255	A *	10/1901	Hughes	248/61
1,667,541	A *	4/1928	Edeburn	24/573.09
D111,228	S	6/1938	Slote	
3,718,947	A *	3/1973	Huber	24/298
D282,648	S *	2/1986	Addington	D11/87
4,612,935	A	9/1986	Greifer	
D292,385	S	10/1987	Udelhofen	
D320,575	S	10/1991	Crafford	

D321,673	S	11/1991	Crafford	
5,149,293	A	9/1992	Gable	
D360,605	S *	7/1995	Limmer	D11/221
5,921,845	A	7/1999	Scholtz	
6,135,853	A	10/2000	Hopson	
6,381,752	B1	5/2002	Cartelli	
6,857,936	B2	2/2005	Jones et al.	
7,278,900	B1	10/2007	Ostaseski	
D577,574	S *	9/2008	Liang	D8/367

\* cited by examiner

*Primary Examiner*—R. Seifert

(74) *Attorney, Agent, or Firm*—Michael R. Schacht; Schacht  
Law Office, Inc.

(57) **CLAIM**

The new design for a strap holder, as shown and described  
herein.

**DESCRIPTION**

FIG. 1 is a rear elevational view of a strap holder showing my  
new design; the broken line showing straps and a decorative  
accessory are for illustrative purposes only and form no part  
of the claimed design;

FIG. 2 is a top plan view;

FIG. 3 is a bottom plan view;

FIG. 4 is a front elevational view;

FIG. 5 is an end elevational view; and,

FIG. 6 is an opposite end elevational view of that shown in  
FIG. 5.

**1 Claim, 2 Drawing Sheets**

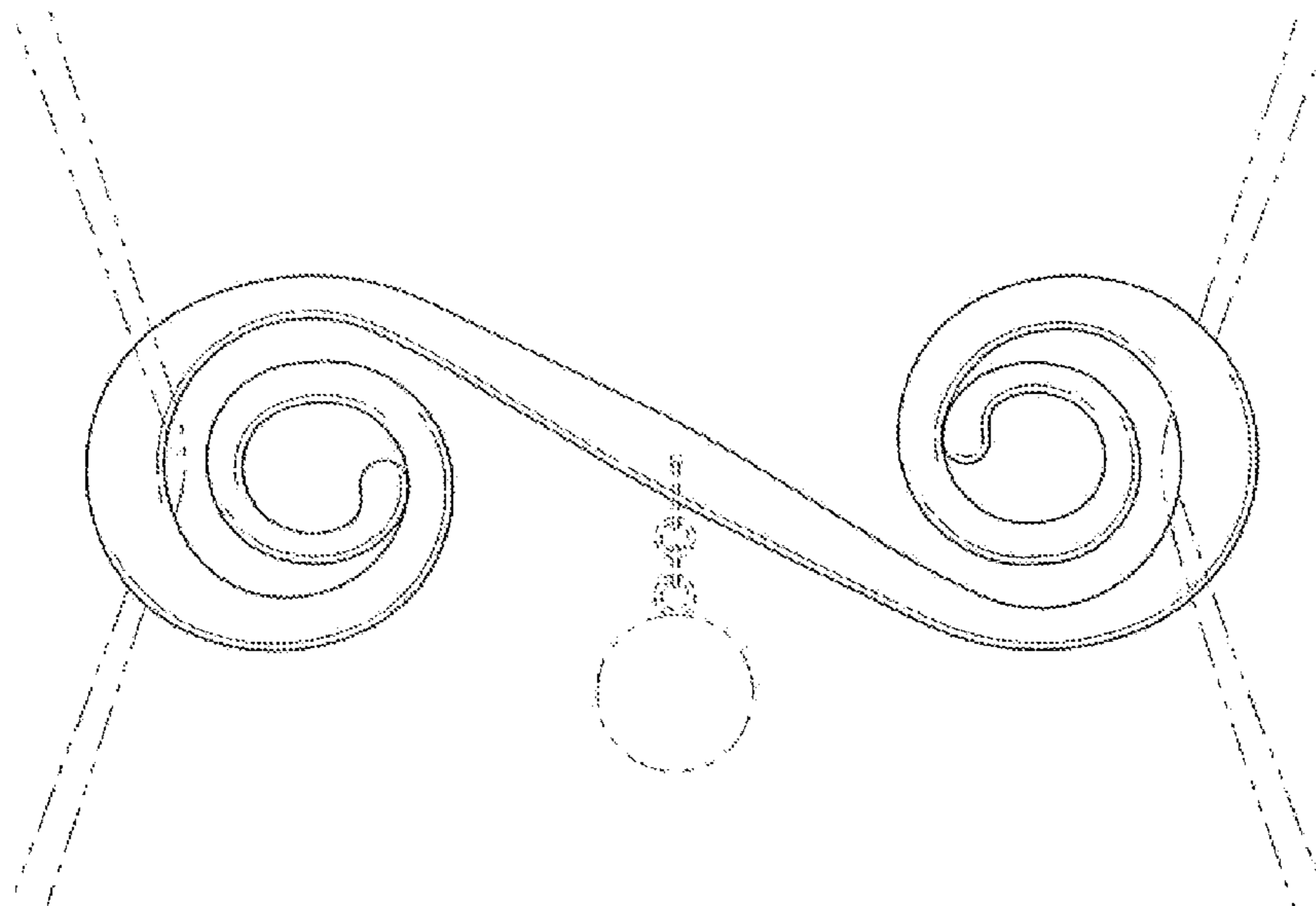


FIG. 1

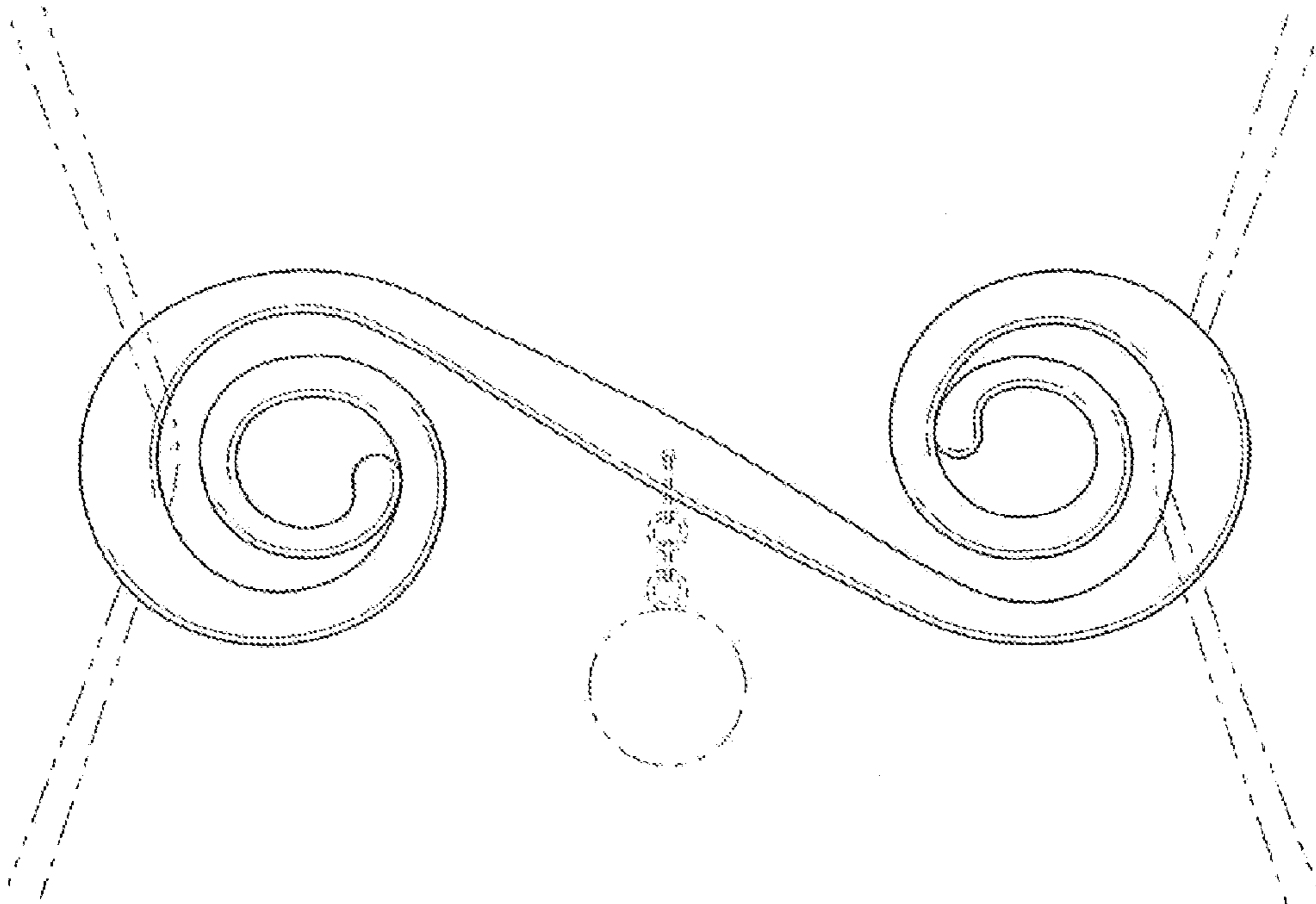


FIG. 2




FIG. 3




FIG. 4

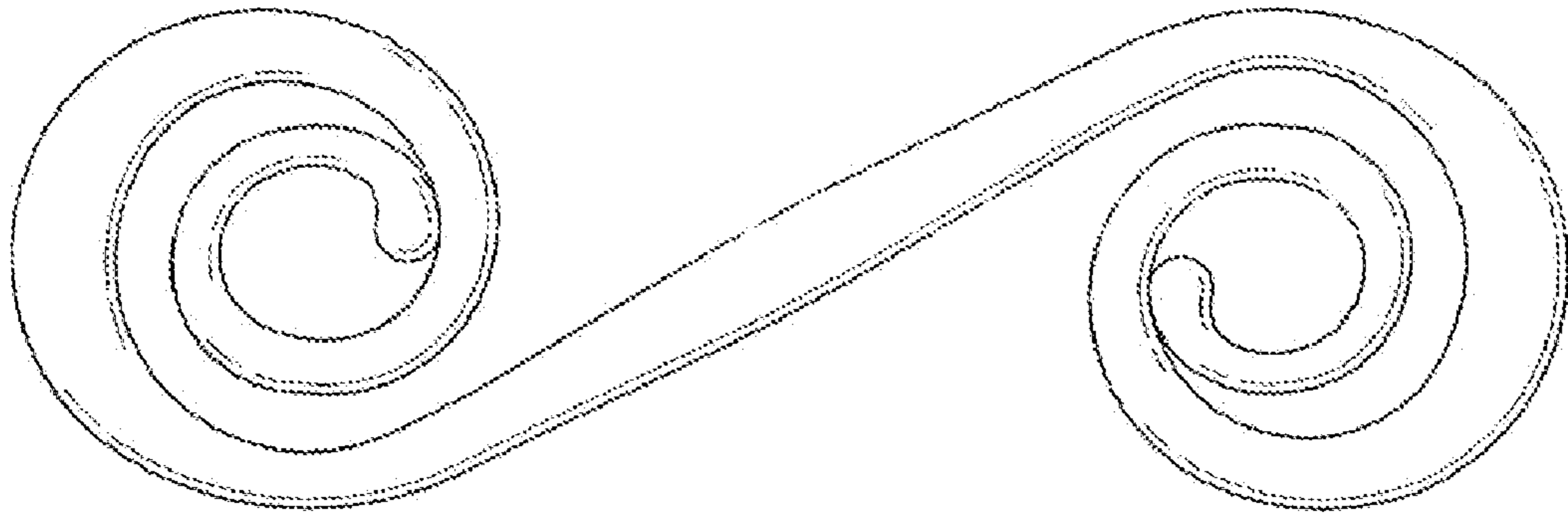


FIG. 5



FIG. 6

