



US00D603279S

(12) **United States Design Patent**
Weinschenk

(10) **Patent No.:** **US D603,279 S**
(45) **Date of Patent:** **** Nov. 3, 2009**

(54) **COMPUTER CASING**

(75) Inventor: **Thiemo Weinschenk**, Würzburg (DE)

(73) Assignee: **Navigon AG**, Hamburg (DE)

(**) Term: **14 Years**

(21) Appl. No.: **29/322,806**

(22) Filed: **Aug. 12, 2008**

(30) **Foreign Application Priority Data**

Feb. 19, 2008 (EM) 000880653-0001

(51) **LOC (9) Cl.** **10-04**

(52) **U.S. Cl.** **D10/65**

(58) **Field of Classification Search** D10/65,
D10/70; D14/347; 342/351, 419, 457, 357.06–357.16;
343/702; 345/87, 104, 133, 156, 168, 173,
345/901–905; 348/180, 184, 315, 739; 364/444,
364/499; 701/206–209, 213–214

See application file for complete search history.

(56) **References Cited**

U.S. PATENT DOCUMENTS

D563,807 S * 3/2008 Jeon D10/65
D568,773 S * 5/2008 Hori D10/65
D574,739 S * 8/2008 Lee et al. D10/65

D576,058 S * 9/2008 Riddiford et al. D10/65
D579,802 S * 11/2008 Li et al. D10/65
D581,818 S * 12/2008 Gretton D10/65
7,479,947 B2 * 1/2009 Pihlaja 345/173
D585,778 S * 2/2009 Weinschenk D10/65

* cited by examiner

Primary Examiner—Antoine D Davis

(74) *Attorney, Agent, or Firm*—Blakely, Sokoloff, Taylor & Zafman LLP

(57) **CLAIM**

The ornamental design for a computer casing, as shown and described.

DESCRIPTION

FIG. 1 is a front view of a computer casing showing my new design;

FIG. 2 is a back view thereof;

FIG. 3 is a left end view thereof;

FIG. 4 is a right end view thereof;

FIG. 5 is a top plan view thereof;

FIG. 6 is a bottom plan view thereof; and,

FIG. 7 is a left back perspective view thereof.

1 Claim, 7 Drawing Sheets





Fig. 1



Fig. 2




Fig. 3




Fig. 4




Fig. 5




Fig. 6



Fig. 7