



US00D603275S

(12) **United States Design Patent**
Py et al.

(10) **Patent No.:** **US D603,275 S**
(45) **Date of Patent:** **** Nov. 3, 2009**

- (54) **VALVE AND TUBE ASSEMBLY**
- (75) Inventors: **Daniel Py**, Larchmont, NY (US);
Nathaniel Houle, Hebron, CT (US);
Eric E. Hartman, Ridgefield, CT (US);
Miles J. Flamenbaum, Bedford, NY (US)
- (73) Assignee: **Medical Instill Technologies, Inc.**, New Milford, CT (US)

- D353,539 S 12/1994 Linner
- D356,026 S 3/1995 Laia et al.
- D414,104 S 9/1999 Klauke et al.
- D414,688 S 10/1999 Loeb et al.
- D430,802 S 9/2000 Adachi et al.
- 6,399,079 B1 6/2002 Mehta et al.
- D462,260 S 9/2002 Joubert
- D511,464 S 11/2005 Py et al.
- D512,647 S 12/2005 Py et al.
- D532,700 S 11/2006 Py et al.
- D546,196 S 7/2007 Py et al.

- (**) Term: **14 Years**
- (21) Appl. No.: **29/321,039**
- (22) Filed: **Jul. 9, 2008**

Primary Examiner—Caron Veynar
Assistant Examiner—Abraham Bahta
(74) *Attorney, Agent, or Firm*—McCarter & English, LLP

Related U.S. Application Data

- (62) Division of application No. 29/241,389, filed on Oct. 26, 2005, now Pat. No. Des. 573,036.

- (51) **LOC (9) Cl.** **09-03**
- (52) **U.S. Cl.** **D9/695**
- (58) **Field of Classification Search** D9/695–699,
D9/702, 440, 711–712, 723–719, 447, 442,
D9/449–450; D28/76–78, 7; D4/114; D24/119;
222/212, 536, 507, 522
See application file for complete search history.

- (56) **References Cited**
U.S. PATENT DOCUMENTS

D322,392 S 12/1991 Schneider et al.
D350,691 S 9/1994 Simion

(57) **CLAIM**

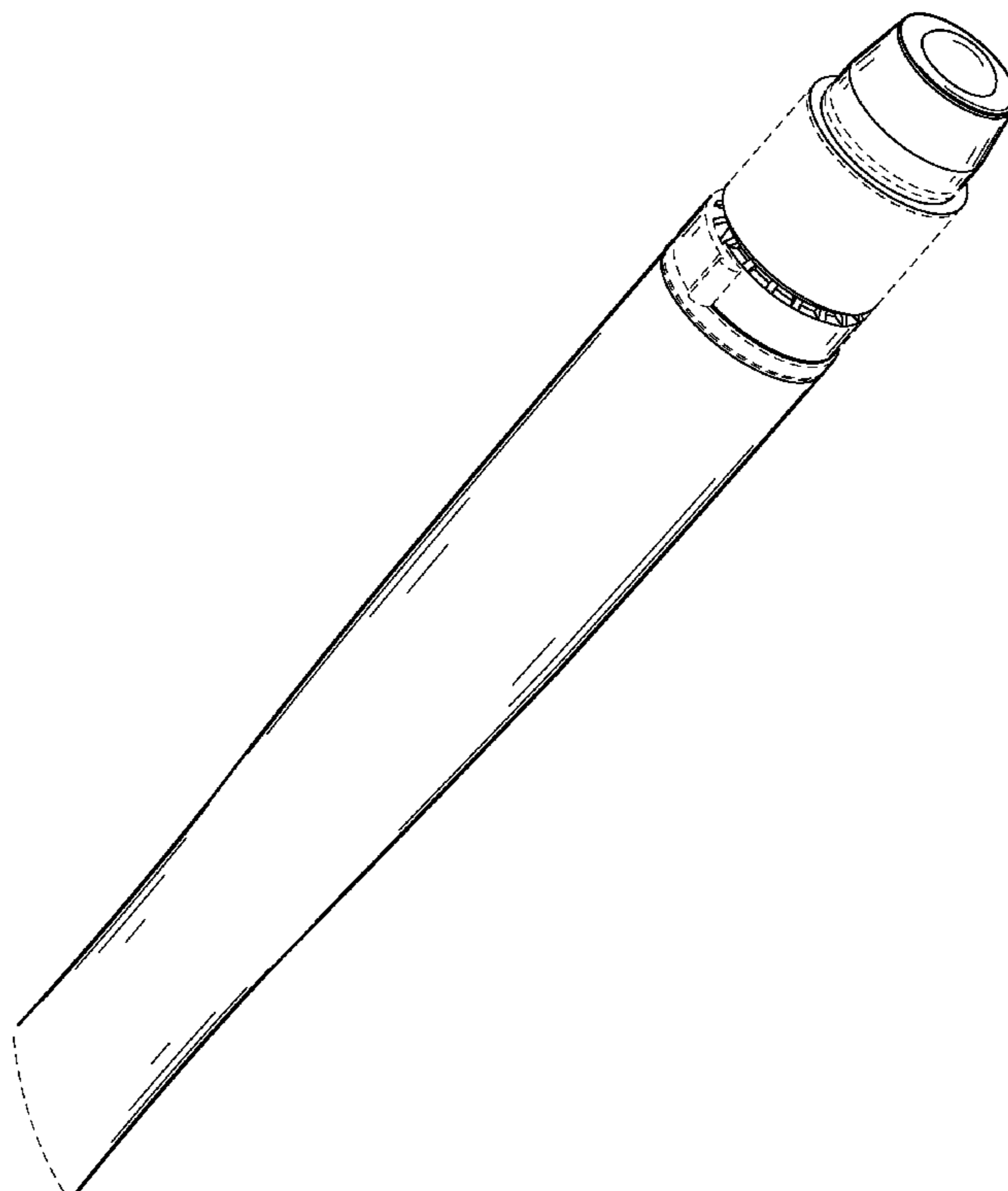
The ornamental design for a valve and tube assembly, as shown and described.

DESCRIPTION

FIG. 1 is a perspective view of the valve and tube assembly showing our new design;
FIG. 2 is a side elevational view thereof;
FIG. 3 is another side elevational view thereof;
FIG. 4 is the opposite side elevational view thereof;
FIG. 5 is a top plan view thereof; and,
FIG. 6 is a bottom plan view thereof.

The broken lines shown in the drawings are for illustrative purposes only and form no part of the claimed design.

1 Claim, 5 Drawing Sheets



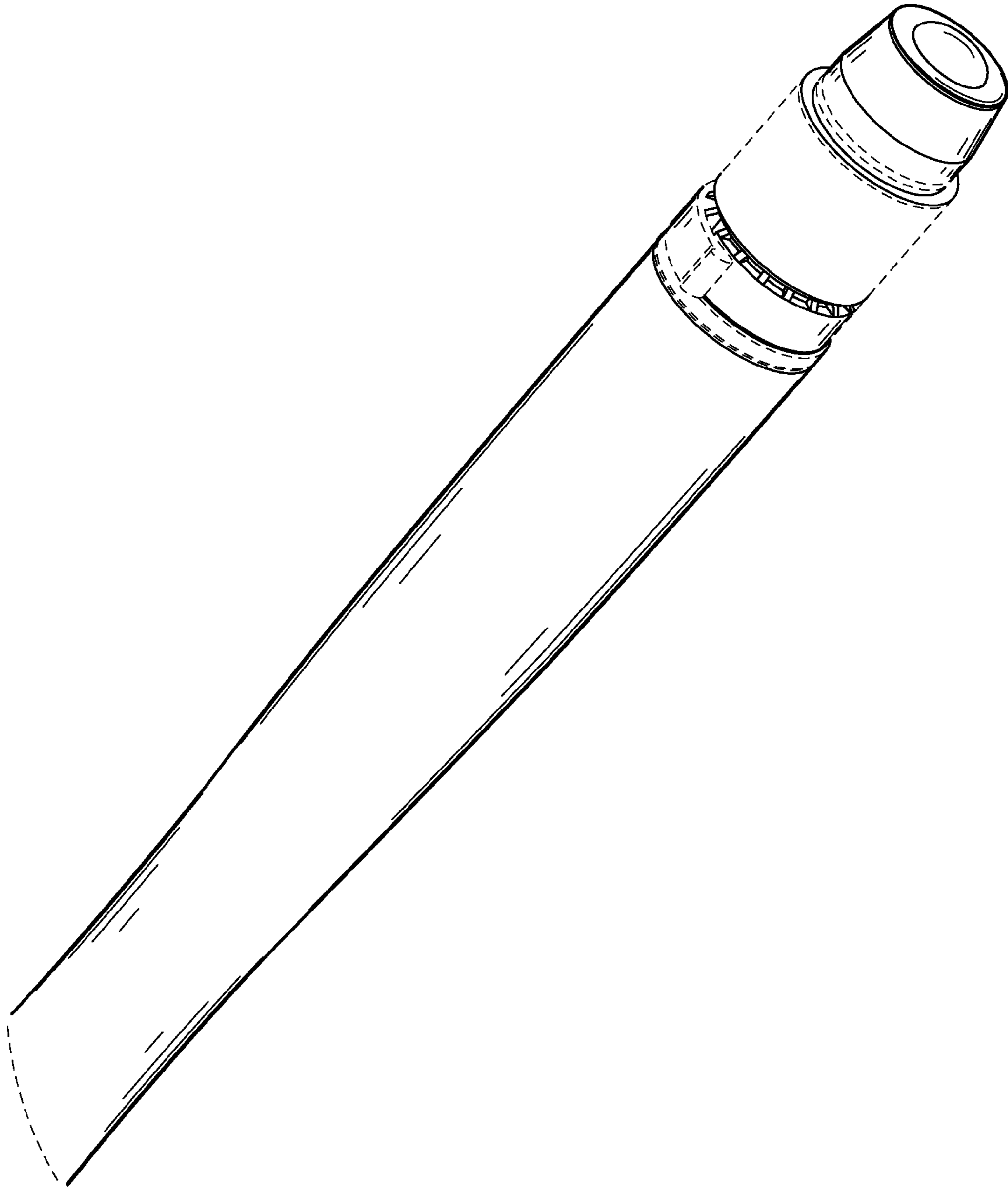


FIG. 1

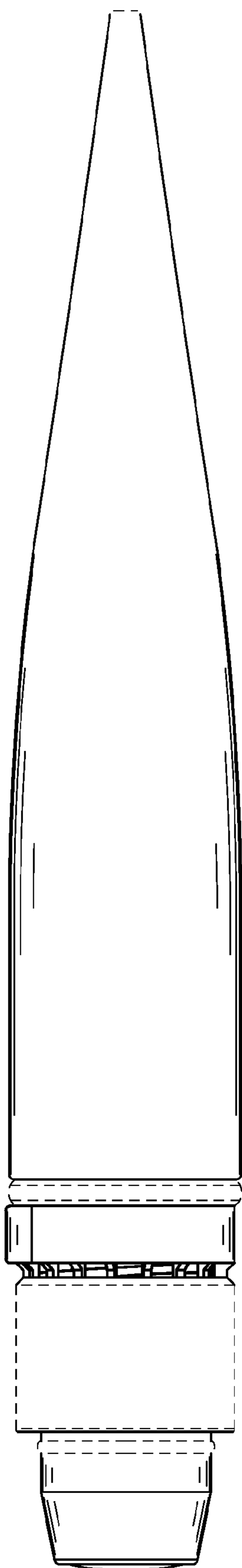


FIG. 2

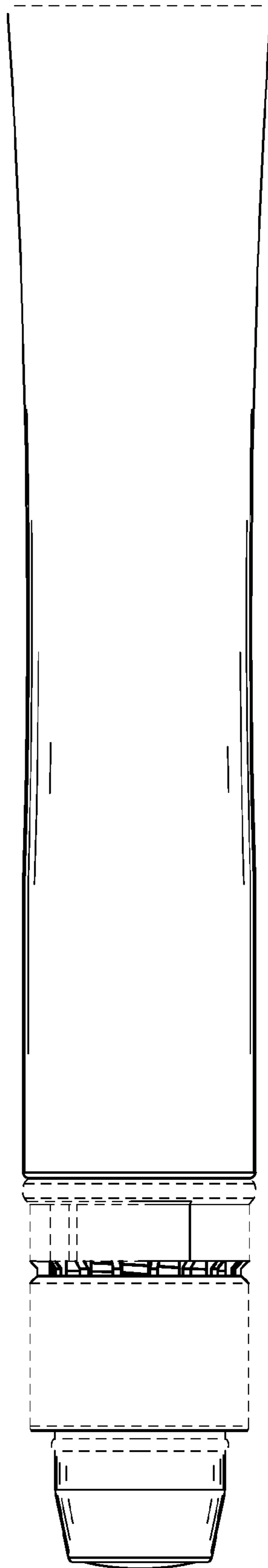


FIG. 3

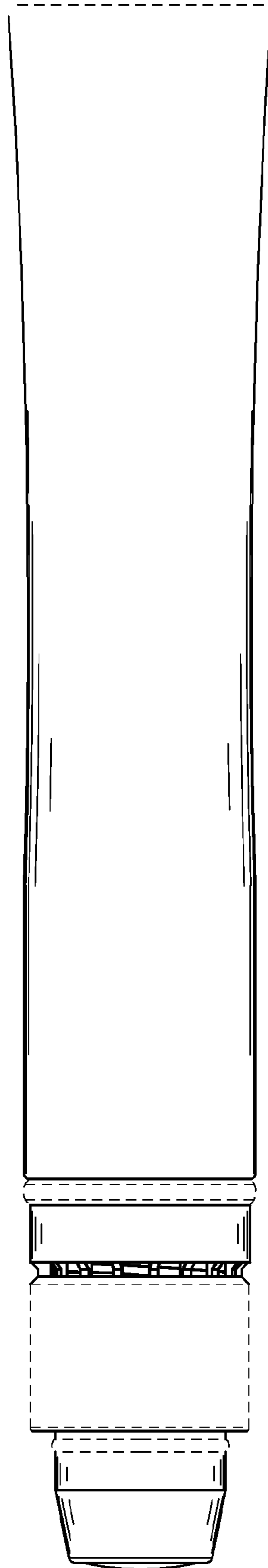


FIG. 4

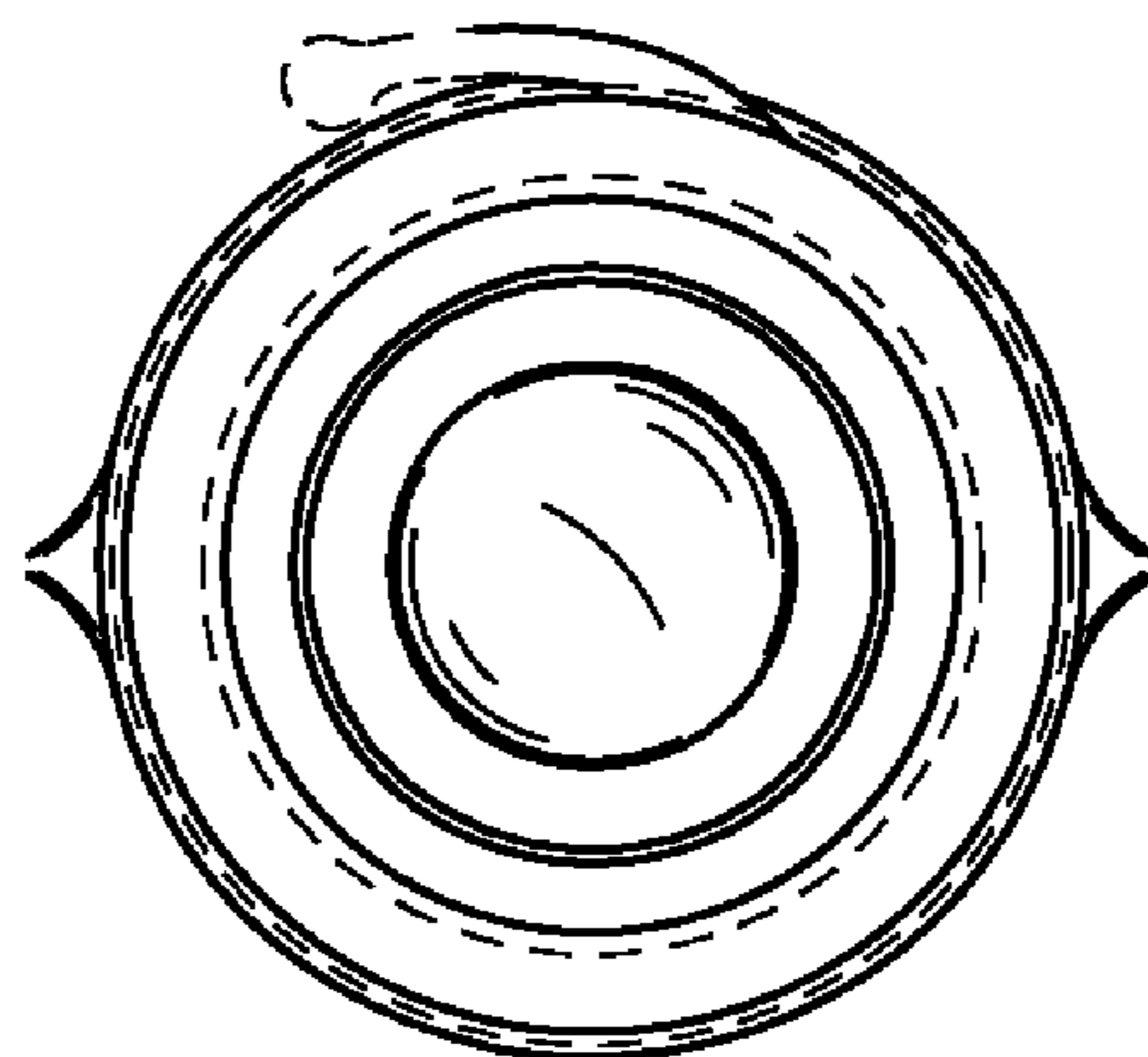


FIG. 5

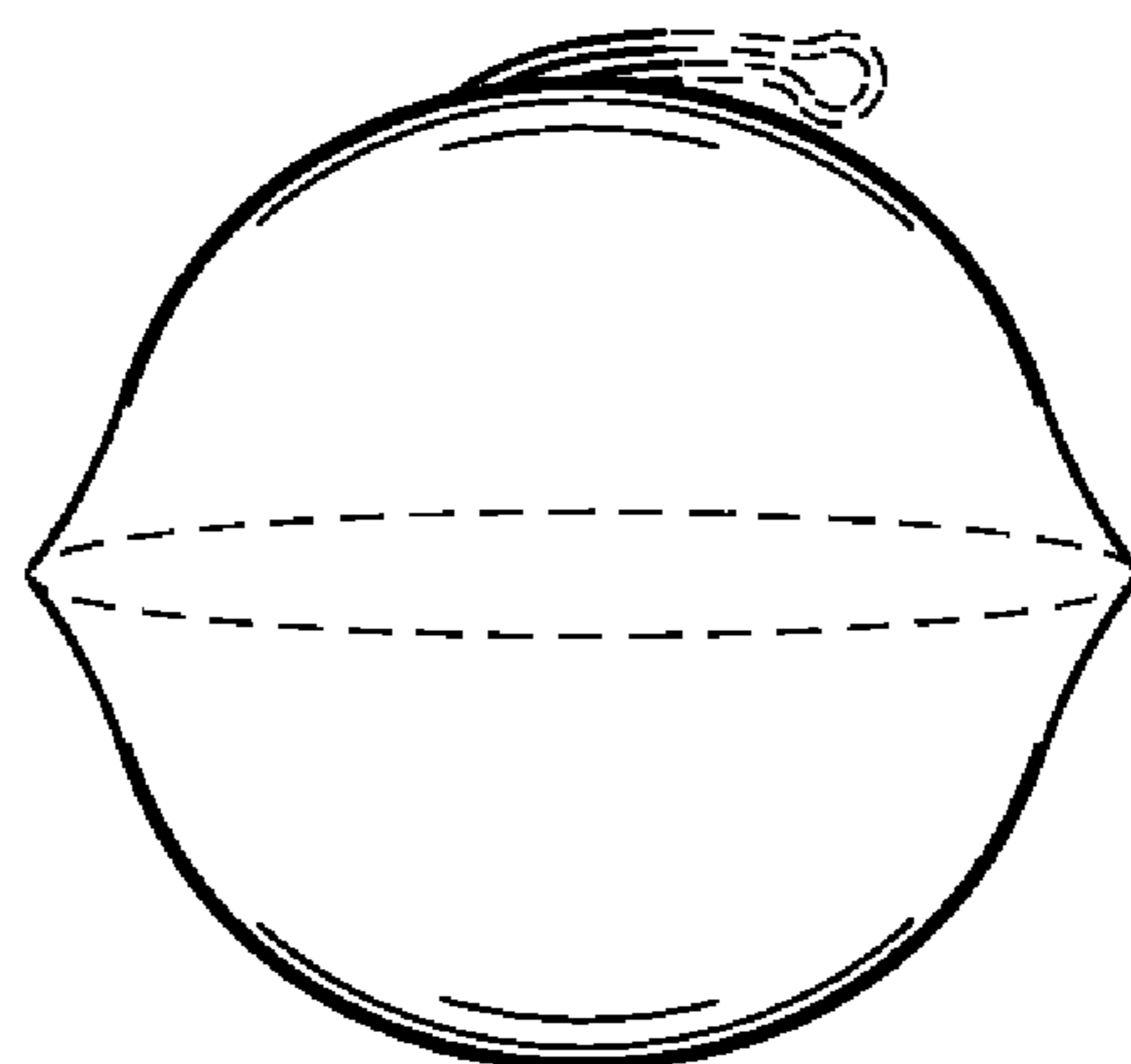


FIG. 6