



US00D603269S

(12) **United States Design Patent**
Miller et al.

(10) **Patent No.:** **US D603,269 S**

(45) **Date of Patent:** **** Nov. 3, 2009**

(54) **CONTAINER BODY PORTION**

(75) Inventors: **James J. Miller**, Barberton, OH (US);
Richard A. Lovelace, Jr., Munroe Falls,
OH (US); **Daniel Lee Stowe**, Plymouth,
MI (US)

(73) Assignee: **Plastipak Packaging, Inc.**, Plymouth,
MI (US)

(**) Term: **14 Years**

(21) Appl. No.: **29/333,544**

(22) Filed: **Mar. 11, 2009**

Related U.S. Application Data

(62) Division of application No. 29/282,800, filed on Jul.
30, 2007, now Pat. No. Des. 591,601.

(51) **LOC (9) Cl.** **09-01**

(52) **U.S. Cl.** **D9/541; D9/542; D9/534**

(58) **Field of Classification Search** D9/516,
D9/528, 530, 531, 534, 537-539, 541-543,
D9/549, 551-560, 563, 564, 566-571; 215/12.1-12.2,
215/13.1, 381-385, 396-398
See application file for complete search history.

(56) **References Cited**

U.S. PATENT DOCUMENTS

D424,945 S * 5/2000 Guislain D9/528
D440,159 S * 4/2001 Guislain D9/543
D538,667 S * 3/2007 Hague et al. D9/528
D550,560 S * 9/2007 Bates et al. D9/528

D551,556 S * 9/2007 Kaminski D9/534
D555,482 S * 11/2007 Bates et al. D9/528
D559,107 S * 1/2008 Bates et al. D9/516
D565,414 S * 4/2008 Bates et al. D9/528
D576,045 S * 9/2008 LeVasseur et al. D9/531
D578,397 S * 10/2008 Caldwell D9/523
D582,776 S * 12/2008 Cardinal et al. D9/528
D591,601 S * 5/2009 Miller et al. D9/541
D592,959 S * 5/2009 Caldwell D9/523

* cited by examiner

Primary Examiner—Stella M Reid

Assistant Examiner—Keli L Hill

(74) *Attorney, Agent, or Firm*—Dykema Gossett PLLC

(57) **CLAIM**

The ornamental design for a container body portion, as shown
and described.

DESCRIPTION

FIG. 1 is a perspective view of a container body portion of the
present invention;

FIG. 2 is a left side view thereof;

FIG. 3 is a back view thereof;

FIG. 4 is a right side view thereof;

FIG. 5 is a front view thereof;

FIG. 6 is a top view thereof; and,

FIG. 7 is a bottom view thereof;

The broken lines shown in the drawings are for illustrative
purposes only and do not form a part of the claimed design.

1 Claim, 7 Drawing Sheets

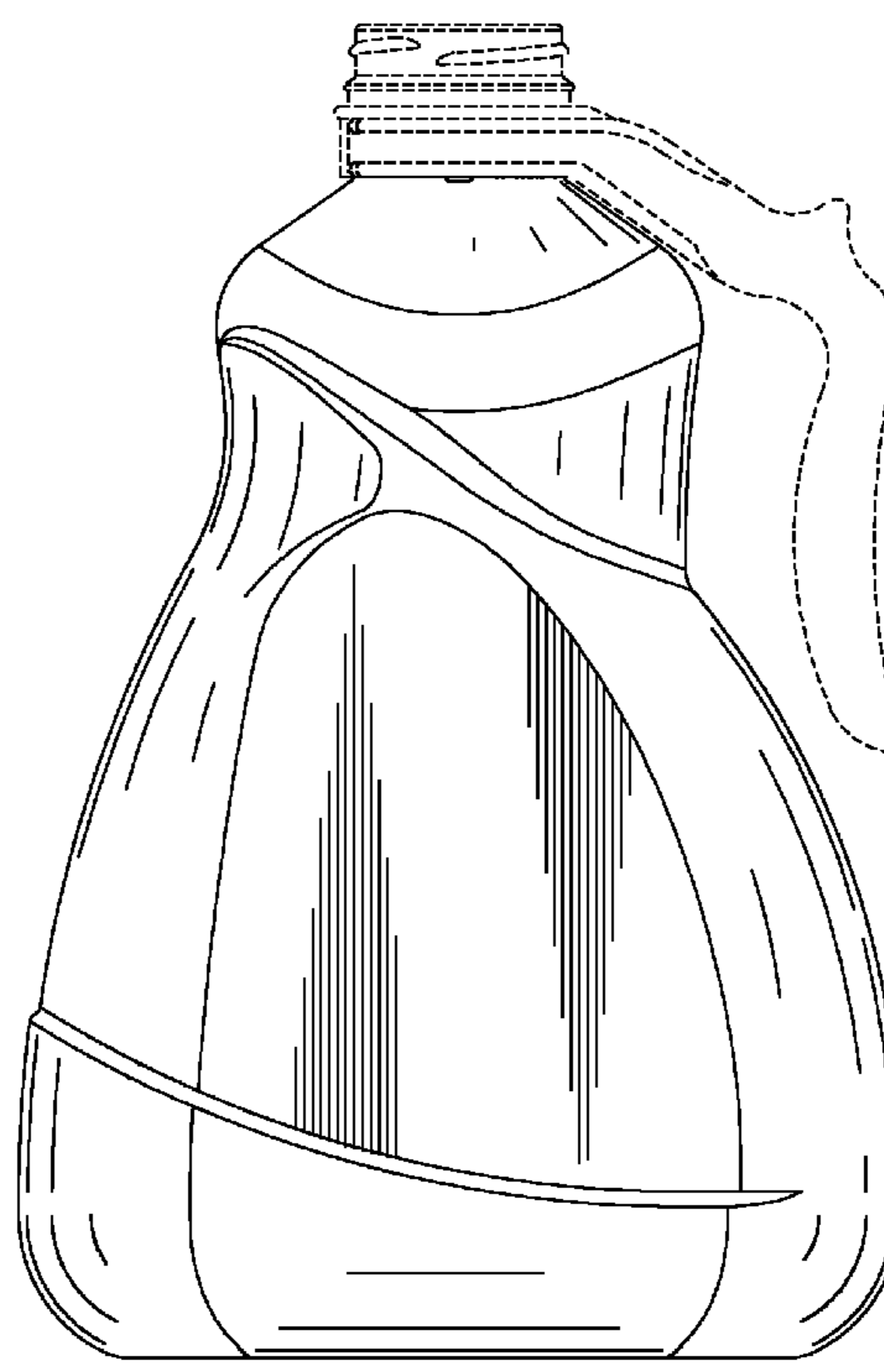
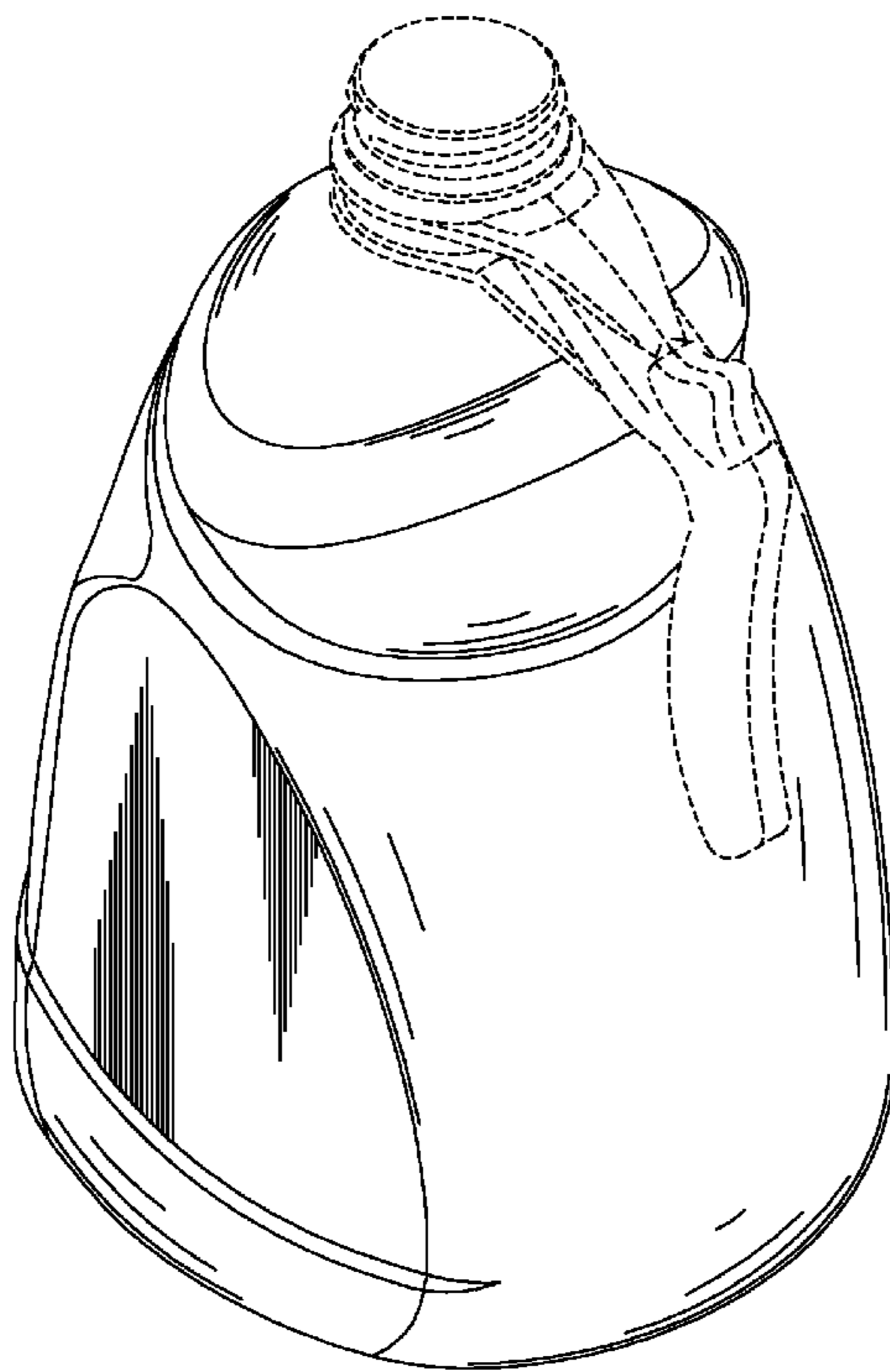




FIG. 1

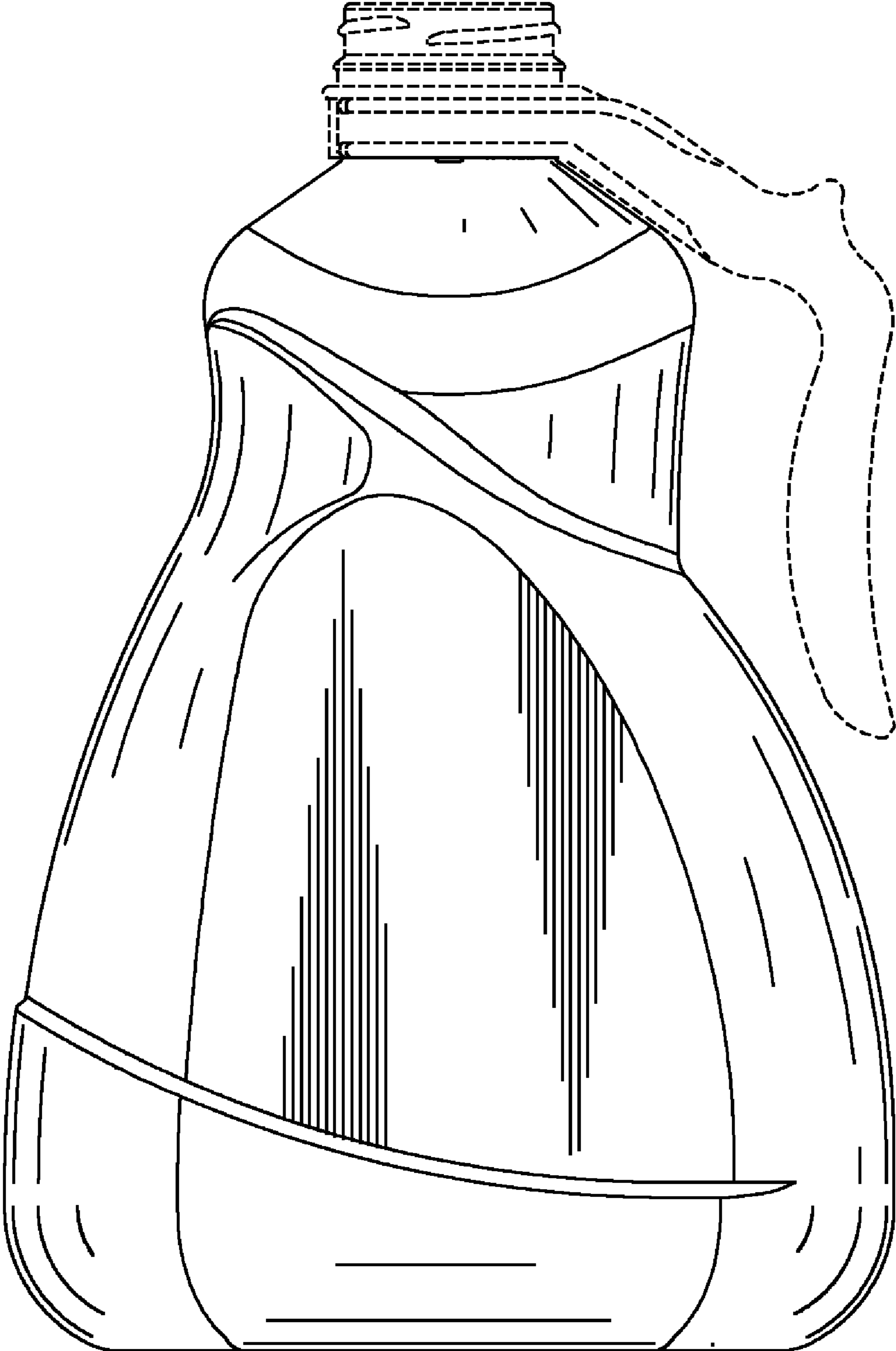


FIG. 2




FIG. 3

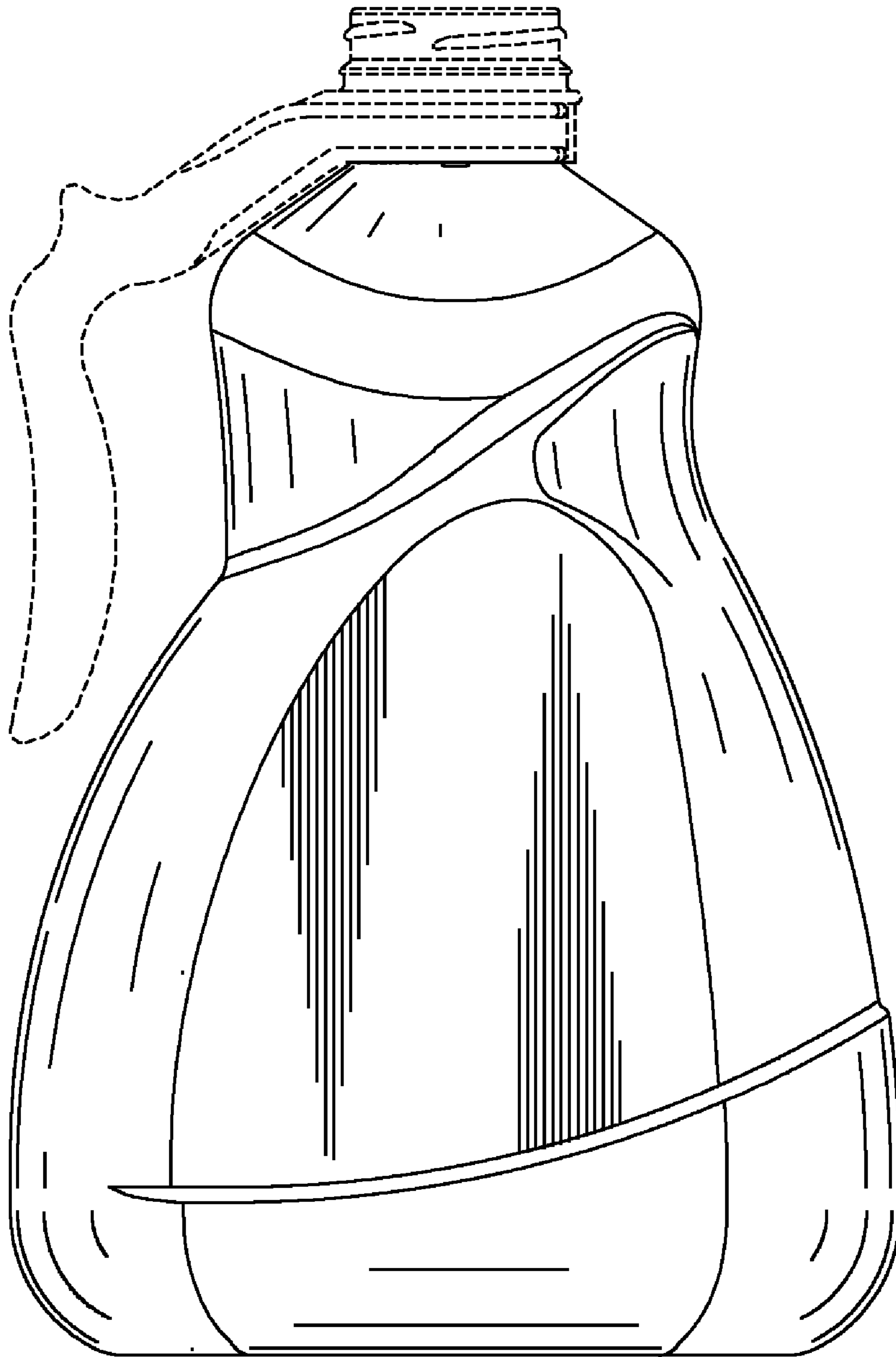


FIG. 4




FIG. 5

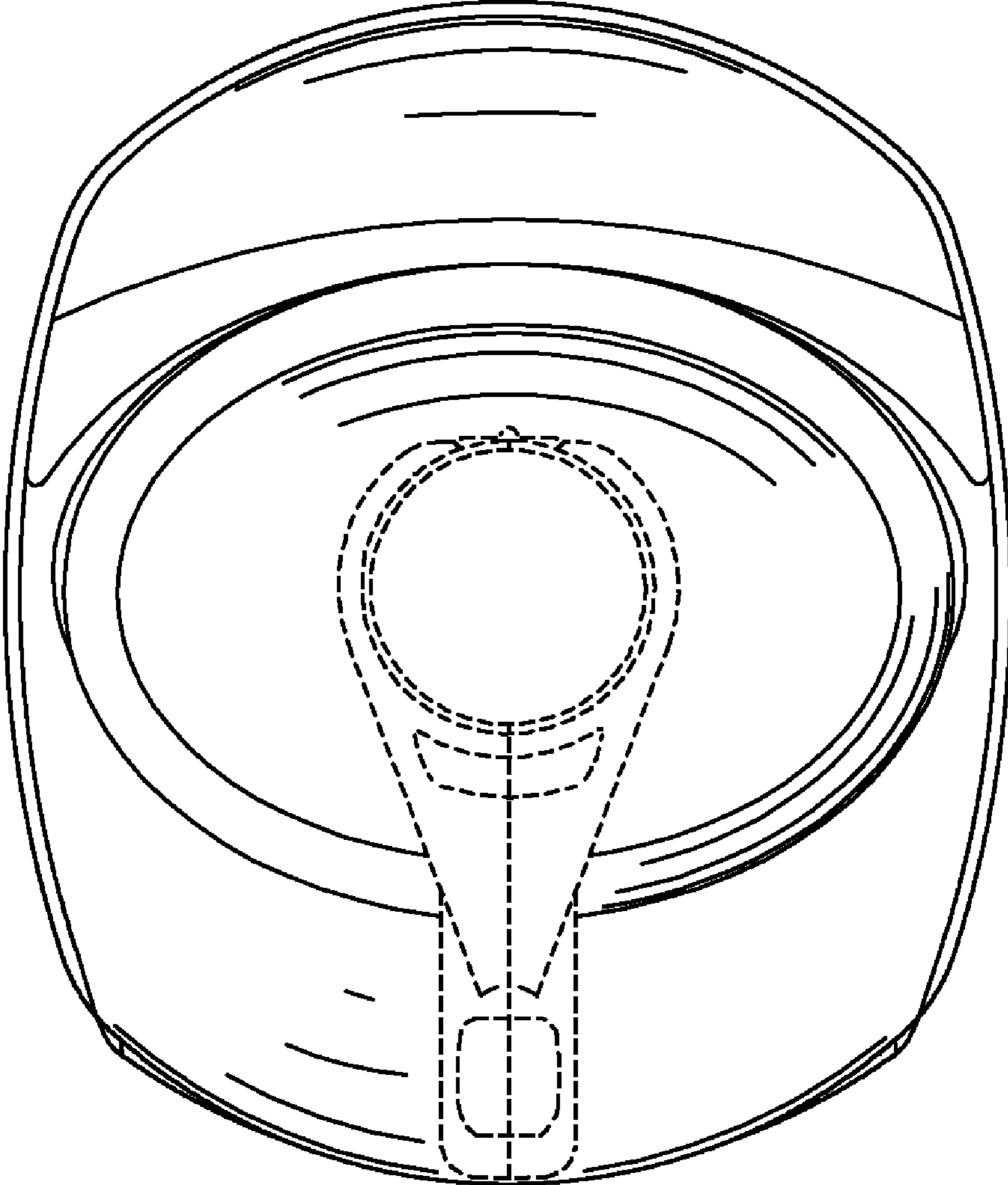


FIG. 6

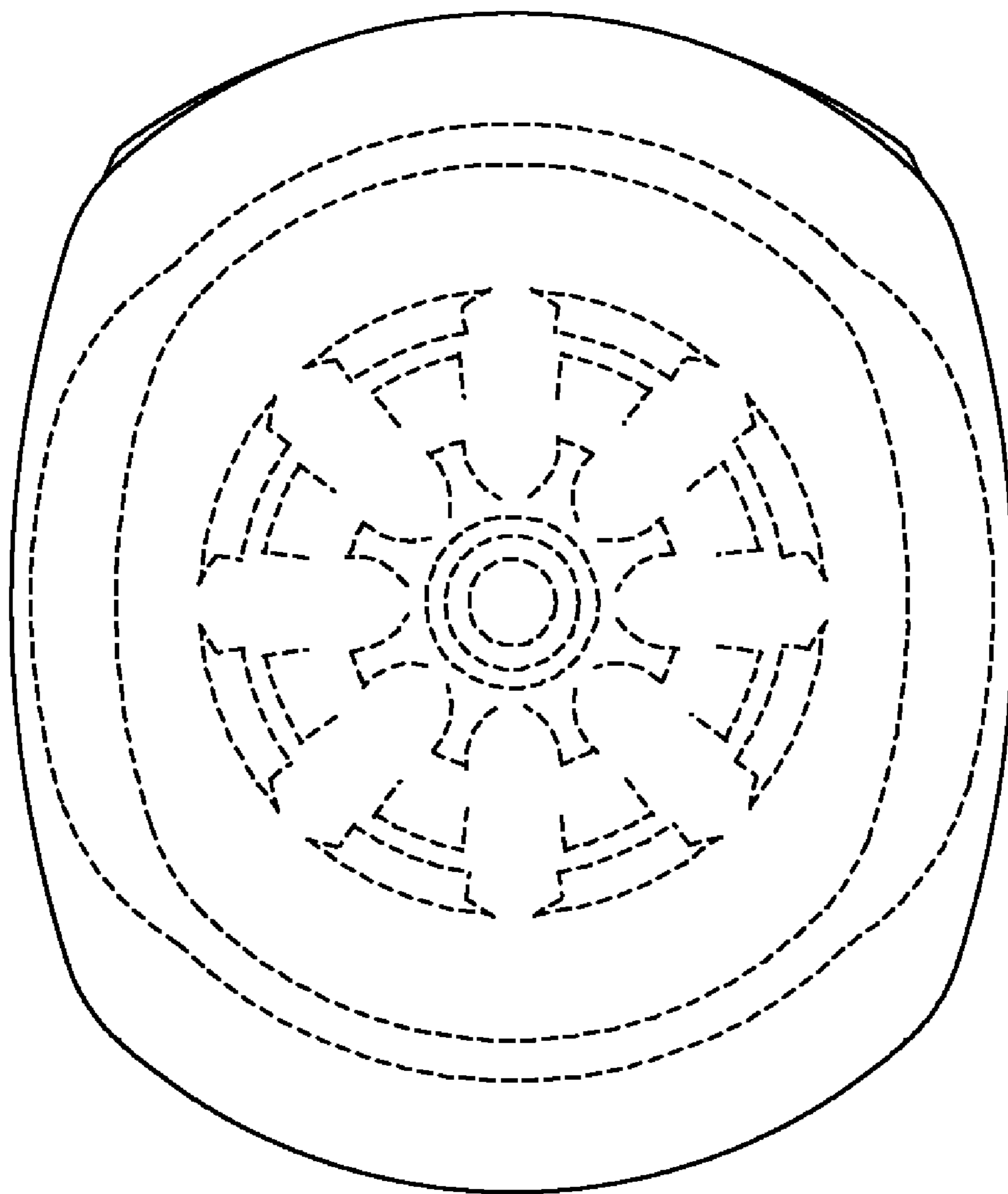


FIG. 7