



US00D603261S

(12) **United States Design Patent**
Arnell et al.

(10) **Patent No.:** **US D603,261 S**
(45) **Date of Patent:** **** Nov. 3, 2009**

(54) **CAP**

(75) Inventors: **Peter E. Arnell**, Katonah, NY (US);
Garrett W. Kohl, Barrington Hills, IL
(US); **Bryan J. Lembke**, Crystal Lake,
IL (US); **Lanny D. Baker**, Longview,
TX (US)

(73) Assignee: **Tropicana Products, Inc.**, Bradenton,
FL (US)

(**) Term: **14 Years**

(21) Appl. No.: **29/327,430**

(22) Filed: **Nov. 5, 2008**

(51) **LOC (9) Cl.** **09-07**

(52) **U.S. Cl.** **D9/453**

(58) **Field of Classification Search** D9/772,
D9/724, 529, 454, 453, 452, 449, 443, 439,
D9/669, 556; D8/312, 107; D7/392.1; D23/261;
D14/217; D12/197; 229/123.1; 222/541.2;
220/288; 215/350, 344, 295, 270, 256, 252,
215/218, 216, 209, 206

See application file for complete search history.

(56) **References Cited**

U.S. PATENT DOCUMENTS

D86,876 S * 5/1932 Conner D9/453
D142,990 S * 11/1945 Derham D9/453
D145,009 S * 6/1946 Derham D9/453

D145,011 S * 6/1946 Derham D9/453
D147,261 S * 8/1947 Derham D9/453
D149,813 S * 6/1948 Hollis D9/669
D292,676 S * 11/1987 Mileto D9/454
D318,621 S * 7/1991 Venne D9/453
D332,403 S * 1/1993 Johnson, III D9/451
D389,409 S * 1/1998 Tucker D9/454
D396,639 S * 8/1998 Pedersen-Rask D9/454
D400,440 S * 11/1998 Tucker D9/451
D419,071 S * 1/2000 Peters et al. D9/453
D457,432 S * 5/2002 Peabody D9/453
D494,064 S * 8/2004 Hook D9/445
D497,131 S * 10/2004 Burden D12/204
D529,395 S * 10/2006 Terrasi D9/669
D529,549 S * 10/2006 Lapierre D19/41
D534,076 S * 12/2006 Green et al. D9/435

* cited by examiner

Primary Examiner—Susan Bennett Hattan

(74) *Attorney, Agent, or Firm*—Banner & Witcoff, Ltd.

(57) **CLAIM**

The ornamental design for cap, as shown and described.

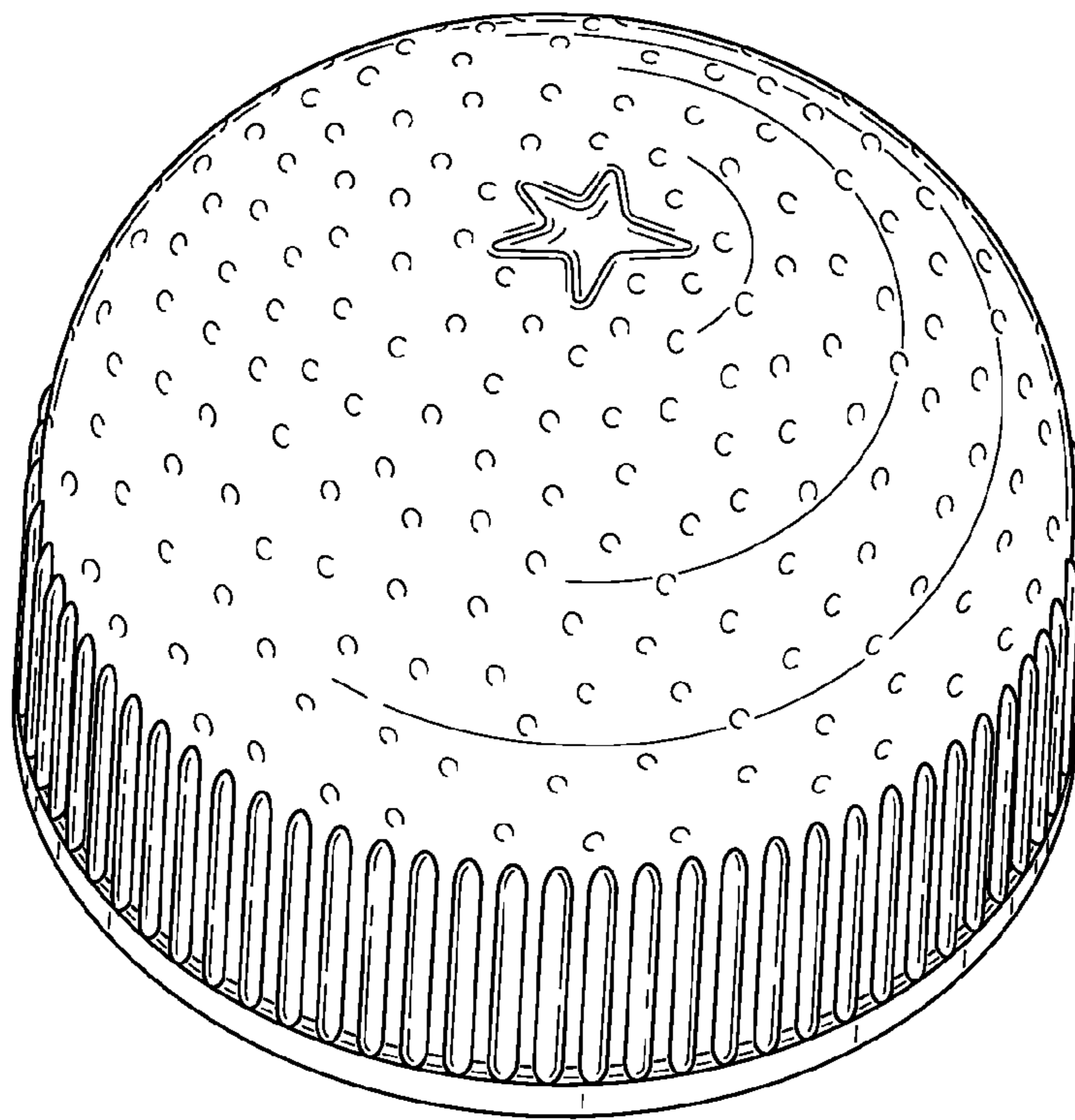
DESCRIPTION

FIG. 1 is a top right perspective view showing our new design for a cap;

FIG. 2 is a top view thereof; and,

FIG. 3 is a side elevational view thereof, wherein all ridges on all side elevational views are identical thereto.

1 Claim, 2 Drawing Sheets



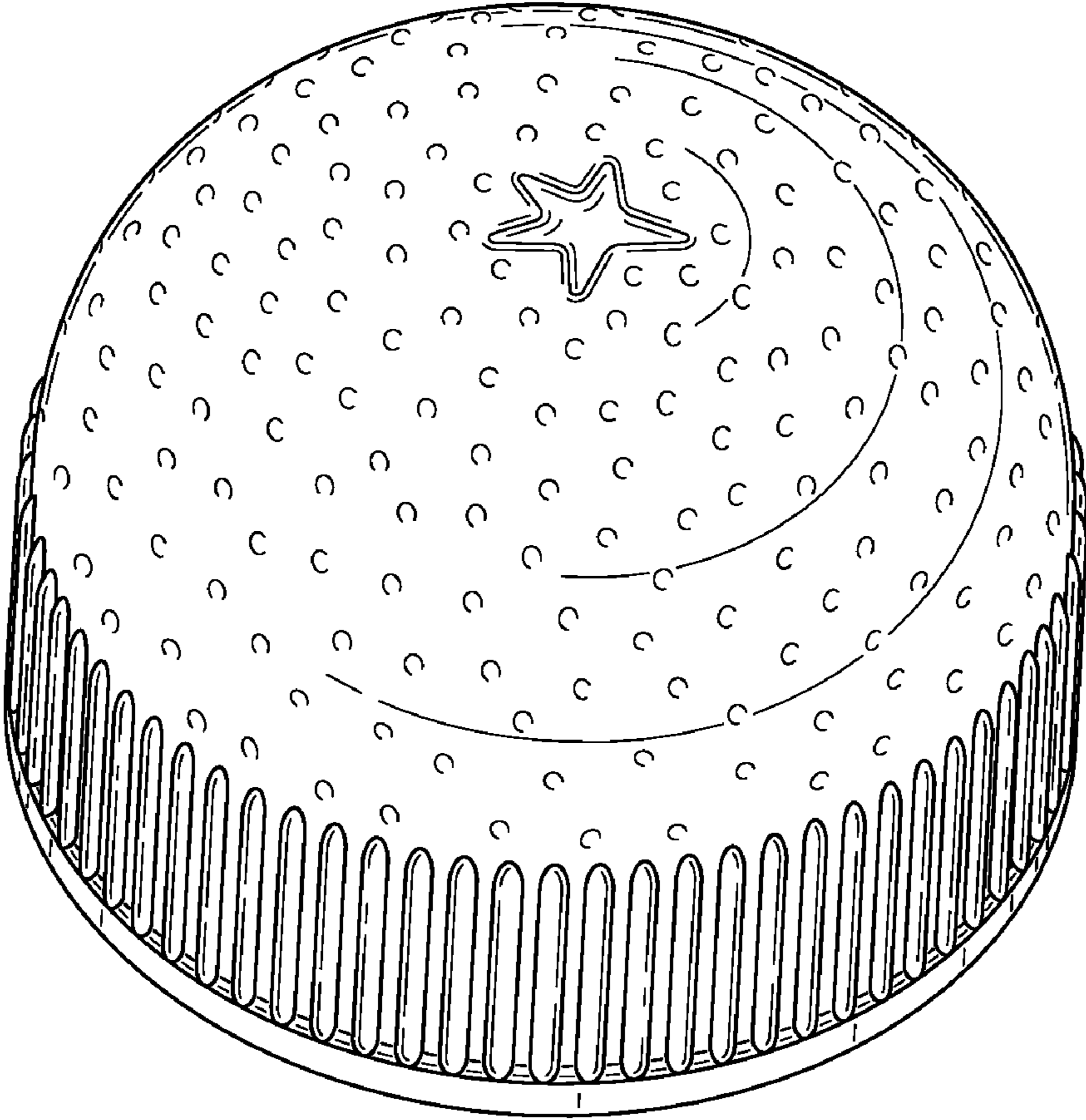


FIG. 1




FIG. 2

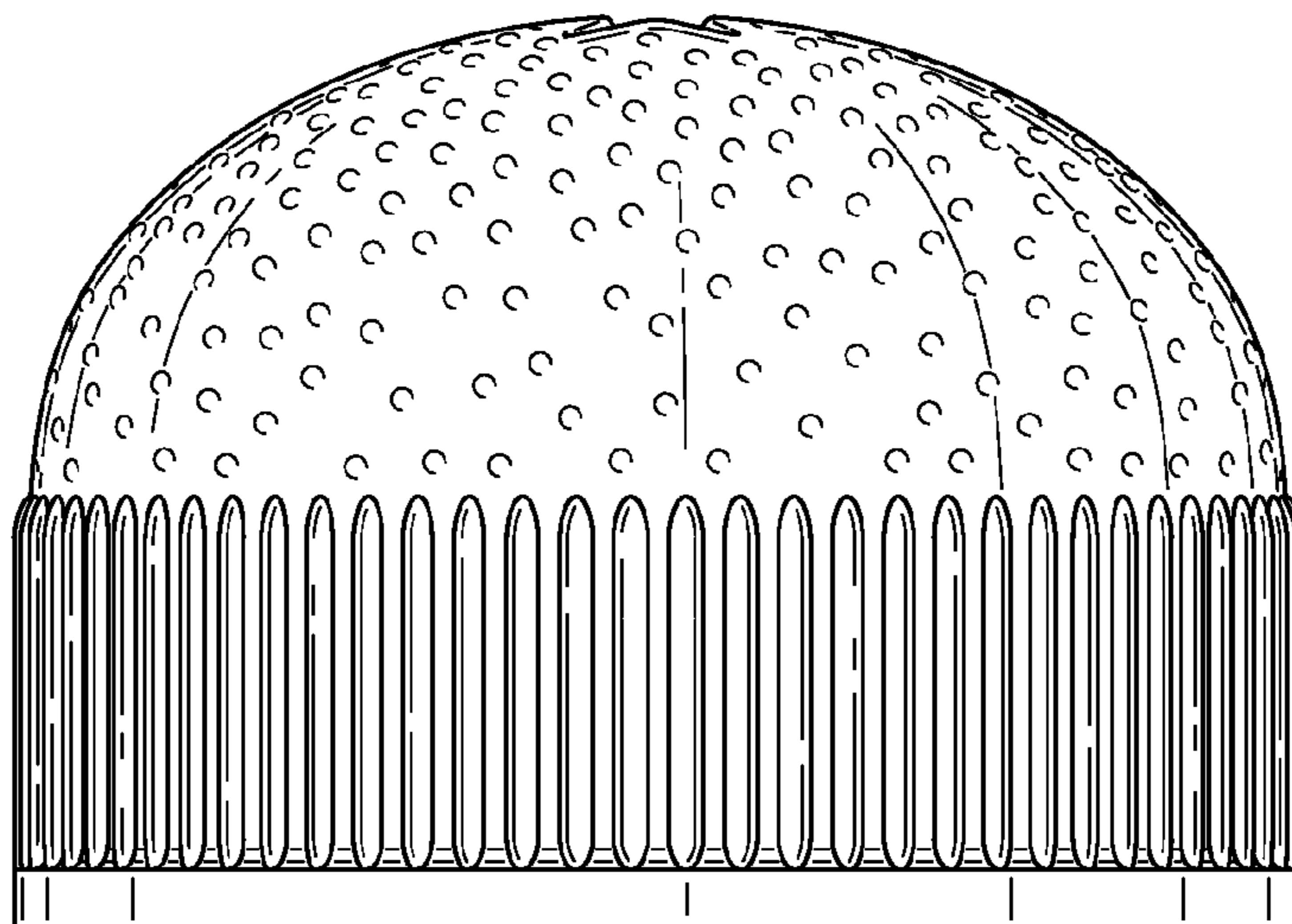


FIG. 3